

**Southwestern Public Service Company  
Summary Lead Lag Factors - Texas  
12 Months Ended June 30, 2020**

| <b>Line No.</b> | <b>Description</b>                    | <b>Revenue Lag Days</b> | <b>Expense Lead Days</b> | <b>Net Lag Days</b> | <b>CWC Factor</b> |
|-----------------|---------------------------------------|-------------------------|--------------------------|---------------------|-------------------|
| 1               | Gas for Generation                    | 36.95                   | 40.06                    | (3.11)              | (0.008521)        |
| 2               | Coal Fossil Fuel & Freight            | 36.95                   | 30.33                    | 6.62                | 0.018137          |
| 3               | Fuel Oil                              | 36.95                   | 8.83                     | 28.12               | 0.077041          |
| 4               | Purchased Power                       | 36.95                   | 41.18                    | (4.23)              | (0.011589)        |
| 5               |                                       |                         |                          |                     |                   |
| 6               | Labor O & M - Regular                 | 36.95                   | 11.82                    | 25.13               | 0.068849          |
| 7               | Labor O & M - Incentive               | 36.95                   | 247.92                   | (210.97)            | (0.578000)        |
| 8               | Other O & M                           | 36.95                   | 42.70                    | (5.75)              | (0.015753)        |
| 9               |                                       |                         |                          |                     |                   |
| 10              | Property Taxes                        | 36.95                   | 185.94                   | (148.99)            | (0.408192)        |
| 11              |                                       |                         |                          |                     |                   |
| 12              | Payroll Related Taxes                 | 36.95                   | 21.19                    | 15.76               | 0.043178          |
| 13              |                                       |                         |                          |                     |                   |
| 14              | Sales and Use Taxes - All States      | 36.95                   | 37.82                    | (0.87)              | (0.002384)        |
| 15              |                                       |                         |                          |                     |                   |
| 16              | Franchise Fees - Texas                | 36.95                   | 52.28                    | (15.33)             | (0.042000)        |
| 17              |                                       |                         |                          |                     |                   |
| 18              | Texas Gross Margin Tax (Franchise Tax | 36.95                   | (35.65)                  | 72.60               | 0.198904          |
| 19              |                                       |                         |                          |                     |                   |
| 20              | Texas Gross Receipts Tax              | 36.95                   | 103.07                   | (66.12)             | (0.181151)        |
| 21              |                                       |                         |                          |                     |                   |
| 22              | Federal Income Taxes                  | 36.95                   | 37.24                    | (0.29)              | (0.000795)        |

**Southwestern Public Service Company  
2020 Lead Lag Study – Texas**

**Lead Lag Study General Description**

A lead lag study is a widely used and acceptable method for developing the Cash Working Capital (CWC) component of rate base in connection with the determination of revenue requirements in public utility rate case proceedings. The underlying objective is to measure the average length of time between the utility's provision of service and subsequent payment by customers (revenue lag), and between the incurrence of costs necessary for the provision of service and subsequent payment by the utility (expense lead). The measurement is in days. The lead lag study does not produce the computed cash working capital allowance. It provides the factors resulting from the revenue lag and various expense leads used in the Cost of Service Study model. Total cash working capital is the sum of the net working capital required or provided for each includible element of cost of service.

The CWC factors are calculated with this formula.

$(\text{Composite Revenue Lag} - \text{Applicable Expense lead}) / 365 \text{ days} = \text{CWC factor}$

The CWC factor is applied to the appropriate test year expense amount. A positive result indicates a CWC requirement. A positive result represents an investor source of capital. A negative result indicates, on average, cash is received from customers before the Company must pay the applicable expense. A negative result represents a non-investor source of capital. The CWC results of each appropriate expense are added together. This total CWC requirement is included in rate base. A positive CWC requirement is added to rate base. A negative CWC requirement is deducted from rate base.

To complete a lead lag study, a twelve-month period of time is used. The current 2020 study is based on analysis of revenue receipts and payment disbursements over the twelve-month period ending June 2020. The revenue receipts are from electric sales. The payment disbursements are placed in categories such as fuel, purchased power, labor, payroll taxes, O&M expenses, property tax, federal and state income taxes, sales tax paid and franchise fees paid.

## **Southwestern Public Service Company 2020 Lead Lag Study – Texas**

### **Revenue Lag**

The revenue lag is the average time period from the date that customers receive service from the company and the date they pay for those services. Revenue lag is measured in days and is calculated for each rate group. Data for calculating revenue lags comes from the actual billing and payment history of customers as captured in the company's billing system.

The rate groups were split into census and sample groups, depending on the rate class population and billing information available. The census groups, which were the rate classes with fewer than 2,000 accounts, contained all the customers and all revenue with metered consumption or lighting loads in that rate class. The average lag days for the remaining rate classes were estimated using a random sample for each rate class. The mean and standard deviation from the 2018 Southwestern Public Service Lag Study were used as a proxy to determine estimated sample sizes to achieve a 95% confidence that the mean lag day would be within  $\pm 5\%$  of the estimated mean at the sample rate class level. (Table 1). To account for missing data and ensure that a narrow confidence interval was obtained for all rate classes, the calculated sample size was increased by 50% for the sampled rate groups. It is important to remember that these proxy variables (namely the 2018 mean and standard deviation) were used to determine sample sizes only. Once actual values for the 2020 mean and standard deviation were calculated from the new sample, they were used in all analysis.

**Southwestern Public Service Company  
2020 Lead Lag Study – Texas**

**Table 1. Revenue Lag Census and Sample Sizes by Rate Group**

|            |    |      |
|------------|----|------|
| Confidence | 95 | 1.96 |
| Precision  | 5  |      |

| Texas Rate Group | Premises       | Sample/Census | Revenue \$            | % of Total Revenue | 2018 SPS Texas Mean Lag Days | 2018 SPS Texas Variance of Lag Days | Sample Size with FPC | Sample Size with 50% Alternates |
|------------------|----------------|---------------|-----------------------|--------------------|------------------------------|-------------------------------------|----------------------|---------------------------------|
| FLC              | 1,027          | Census        | 1,288,811.25          | 0.18%              |                              |                                     |                      |                                 |
| FLR              | 29             | Census        | 10,474.64             | 0.00%              |                              |                                     |                      |                                 |
| GLC              | 4,024          | Sample        | 1,564,665.88          | 0.21%              | 32.071                       | 343.642                             | 456                  | 684                             |
| GLR              | 8,262          | Sample        | 1,413,367.06          | 0.19%              | 31.991                       | 837.531                             | 1,092                | 1,638                           |
| GSPGLL           | 1              | Census        |                       |                    |                              |                                     |                      |                                 |
| GSTX             | 43             | Census        | 3,334,871.47          | 0.46%              |                              |                                     |                      |                                 |
| LGSTBTX          | 105            | Census        | 162,689,611.10        | 22.22%             |                              |                                     |                      |                                 |
| LGSTTX           | 20             | Census        | 19,544,896.25         | 2.67%              |                              |                                     |                      |                                 |
| LMSPTX           | 14             | Census        | 1,484,913.32          | 0.20%              |                              |                                     |                      |                                 |
| LMSSTX           | 961            | Census        | 8,543,852.09          | 1.17%              |                              |                                     |                      |                                 |
| LSSPTX           | 4              | Census        | 154,924.96            | 0.02%              |                              |                                     |                      |                                 |
| LSSSTX           | 786            | Census        | 11,648,861.83         | 1.59%              |                              |                                     |                      |                                 |
| PGTX             | 4,151          | Sample        | 83,860,630.94         | 11.45%             | 38.253                       | 199.360                             | 200                  | 300                             |
| PQFSSTX          | 21             | Census        | 44,129.79             | 0.01%              |                              |                                     |                      |                                 |
| RSHTX            | 28,889         | Sample        | 40,325,343.55         | 5.51%              | 34.109                       | 400.044                             | 519                  | 779                             |
| RTX              | 231,519        | Sample        | 203,052,901.07        | 27.73%             | 38.754                       | 682.997                             | 697                  | 1,046                           |
| RTXTOU           | 51             | Census        | 62,345.37             | 0.01%              |                              |                                     |                      |                                 |
| SA-805           | 2              | Census        | 4,799.53              | 0.00%              |                              |                                     |                      |                                 |
| SA-810           | 3              | Census        | 7,428.56              | 0.00%              |                              |                                     |                      |                                 |
| SAS-12           | 2              | Census        | 16,019,210.43         | 2.19%              |                              |                                     |                      |                                 |
| SAS-4            | 2              | Census        | 4,339,711.47          | 0.59%              |                              |                                     |                      |                                 |
| SAS-8            | 1              | Census        |                       |                    |                              |                                     |                      |                                 |
| SGSTX            | 36,526         | Sample        | 25,006,472.58         | 3.42%              | 34.322                       | 681.542                             | 868                  | 1,303                           |
| SGTX             | 13,732         | Sample        | 135,355,456.84        | 18.49%             | 34.808                       | 227.360                             | 283                  | 424                             |
| SL               | 85             | Census        | 4,498,777.19          | 0.61%              |                              |                                     |                      |                                 |
| SMSSTX           | 3,134          | Sample        | 1,594,212.26          | 0.22%              | 40.059                       | 104.742                             | 98                   | 146                             |
| TQFSSTX          | 38             | Census        | 5,225,615.48          | 0.71%              |                              |                                     |                      |                                 |
| Total            | <b>333,432</b> |               | <b>732,168,691.20</b> | 100.00%            |                              |                                     |                      |                                 |

|                |              |
|----------------|--------------|
| Sample Records | 6,319        |
| Census Records | 3,195        |
| Total Records  | <b>9,514</b> |



**Southwestern Public Service Company  
2020 Lead Lag Study – Texas**

After the census and sample data was extracted, lag days were calculated for each invoice. All Debtors with an Account Status code indicating the account was in receivership, pending write-off, written off or bankrupt were excluded from the analysis. Each payment or transaction date that was applied to an invoice was used in the calculation of lag days. The calculation for the revenue lag is:

$$\begin{aligned}\text{Service Period} &= \text{Invoice To Date} - \text{Invoice From Date} + 1 \\ \text{Midpoint Date} &= \text{Invoice From Date} + \text{Service Period} / 2 \\ \text{Lag Days} &= \text{Payment Date} - \text{Midpoint Date} + .5\end{aligned}$$

An average lag day value for each rate group was calculated and weighted based on each rate group's percent of total revenue shown in Table 2. The sum of these weighted means equals the overall average lag days shown in Table 3. Standard deviation and confidence intervals were also calculated and are also shown in Table 3.

**Southwestern Public Service Company  
2020 Lead Lag Study – Texas**

Table 2. Revenue Lag Statistics by Rate Class

| Texas Rate Group | Population Data - Premises and Revenues |                   |                    |                          | Lag Study Results      |                                    |                          |                   |          |                      |
|------------------|---|-------------------|--------------------|--------------------------|------------------------|------------------------------------|--------------------------|-------------------|----------|----------------------|
|                  | Premises                                | Sample/<br>Census | Revenue \$         | % of<br>Total<br>Revenue | Average<br>Lag<br>Days | Weighted<br>Average<br>Lag<br>Days | Number<br>of<br>Invoices | Std.<br>Deviation | Variance | Weighted<br>Variance |
| FLC              | 1,027                                   | Census            | 1,288,811          | 0.18%                    | 30.796                 | 0.054                              | 10,375                   | 53.457            | 2857.701 | 0.000000             |
| FLR              | 29                                      | Census            | 10,475             | 0.00%                    | 31.301                 | 0.000                              | 280                      | 7.038             | 49.540   | 0.000000             |
| GLC              | 4,024                                   | Sample            | 1,564,666          | 0.21%                    | 30.709                 | 0.066                              | 7,492                    | 56.352            | 3175.492 | 0.000002             |
| GLR              | 8,262                                   | Sample            | 1,413,367          | 0.19%                    | 31.865                 | 0.062                              | 17,959                   | 46.013            | 2117.226 | 0.000000             |
| GSPGLL           | 1                                       | Census            | █                  | █                        | 33.318                 | 0.008                              | 11                       | 3.250             | 10.564   | 0.000000             |
| GSTX             | 43                                      | Census            | 3,334,871          | 0.46%                    | 37.522                 | 0.171                              | 405                      | 12.313            | 151.598  | 0.000000             |
| LGSTBTX          | 105                                     | Census            | 162,689,611        | 22.22%                   | 37.417                 | 8.314                              | 295                      | 16.274            | 264.847  | 0.000000             |
| LGSTTX           | 20                                      | Census            | 19,544,896         | 2.67%                    | 39.002                 | 1.041                              | 90                       | 11.701            | 136.905  | 0.000000             |
| LMSPTX           | 14                                      | Census            | 1,484,913          | 0.20%                    | 41.922                 | 0.085                              | 141                      | 16.967            | 287.895  | 0.000000             |
| LMSSTX           | 961                                     | Census            | 8,543,852          | 1.17%                    | 43.545                 | 0.508                              | 10,413                   | 12.022            | 144.531  | 0.000000             |
| LSSPTX           | 4                                       | Census            | 154,925            | 0.02%                    | 44.058                 | 0.009                              | 48                       | 11.599            | 134.527  | 0.000000             |
| LSSSTX           | 786                                     | Census            | 11,648,862         | 1.59%                    | 40.866                 | 0.650                              | 8,412                    | 13.548            | 183.539  | 0.000000             |
| PGTX             | 4,151                                   | Sample            | 83,860,631         | 11.45%                   | 40.737                 | 4.666                              | 2,723                    | 13.599            | 184.932  | 0.000891             |
| PQFSSTX          | 21                                      | Census            | 44,130             | 0.01%                    | 44.892                 | 0.003                              | 84                       | 18.813            | 353.912  | 0.000000             |
| RSHTX            | 28,889                                  | Sample            | 40,325,344         | 5.51%                    | 33.427                 | 1.841                              | 8,764                    | 24.311            | 591.031  | 0.000205             |
| RTX              | 231,519                                 | Sample            | 203,052,901        | 27.73%                   | 38.219                 | 10.599                             | 9,203                    | 30.384            | 923.180  | 0.007715             |
| RTXTOU           | 51                                      | Census            | 62,345             | 0.01%                    | 34.730                 | 0.003                              | 512                      | 29.287            | 857.746  | 0.000000             |
| SA-805           | 2                                       | Census            | 4,800              | 0.00%                    | NA                     | NA                                 | NA                       | NA                | NA       | 0.000000             |
| SA-810           | 3                                       | Census            | 7,429              | 0.00%                    | 35.333                 | 0.000                              | 24                       | 5.475             | 29.971   | 0.000000             |
| SAS-12           | 2                                       | Census            | 16,019,210         | 2.19%                    | 36.634                 | 0.802                              | 10                       | 3.605             | 12.997   | 0.000000             |
| SAS-4            | 2                                       | Census            | 4,339,711          | 0.59%                    | 40.500                 | 0.240                              | 11                       | 6.132             | 37.600   | 0.000000             |
| SAS-8            | 1                                       | Census            | █                  | █                        | NA                     | NA                                 | NA                       | NA                | NA       | 0.000000             |
| SGSTX            | 36,526                                  | Sample            | 25,006,473         | 3.42%                    | 34.222                 | 1.169                              | 12,654                   | 39.008            | 1521.593 | 0.000140             |
| SGTX             | 13,732                                  | Sample            | 135,355,457        | 18.49%                   | 33.174                 | 6.133                              | 4,322                    | 93.644            | 8769.172 | 0.069343             |
| SL               | 85                                      | Census            | 4,498,777          | 0.61%                    | 31.482                 | 0.193                              | 980                      | 23.496            | 552.071  | 0.000000             |
| SMSSTX           | 3,134                                   | Sample            | 1,594,212          | 0.22%                    | 41.319                 | 0.090                              | 1,263                    | 10.877            | 118.302  | 0.000000             |
| TQFSSTX          | 38                                      | Census            | 5,225,615          | 0.71%                    | 34.250                 | 0.244                              | 99                       | 1.768             | 3.125    | 0.000000             |
| <b>Total</b>     | <b>333,432</b>                          |                   | <b>732,168,691</b> | <b>100.00%</b>           |                        | <b>36.952</b>                      | <b>96,570</b>            |                   |          | <b>0.078297</b>      |

Table 3. Revenue Lag Statistics for Retail Electric

| Number of Invoices | Weighted Average Lag Days | Weighted Variance of Lag Days | 95% Confidence Interval | 95% Precision | 99% Confidence Interval | 99% Precision |
|--------------------|---------------------------|-------------------------------|-------------------------|---------------|-------------------------|---------------|
| 96,570             | 36.952                    | 0.078297                      | 0.548439                | 1.484186%     | 0.720526                | 1.949887%     |

## **Southwestern Public Service Company 2020 Lead Lag Study – Texas**

### **Expense Leads**

The expense lead is the average time period from the receipt of goods or services by the utility to the date the utility pays for the goods and services. Expense lead is measured in days. Costs may be incurred over a period of time (i.e. month, year). The expense lead is measured from the midpoint of the service period to the bank clear date of payment. A separate expense lead is computed for each major category of operating expenses or account class (fuel, labor, payroll taxes, taxes, etc.). This expense lead is compared to the overall composite revenue lag to determine whether working capital is required from the company's investors (net revenue lag), or provided by the company's customers (net expense lead). Expenses leads are broken into a service period, midpoint date and lead days. Lead days are based on the later date of either the date when the cash was disbursed, or the invoice due date. The calculations for these are:

Service Period = To Service Date – From Service Date + 1

Midpoint Date = From Service Date + Service Period / 2

Lead Days = Payment Date – Midpoint Date + .5

or

Lead Days = Invoice Due Date – Midpoint Date + .5

The "From Service Date" is the first day goods or services were received. The "To Service Date" is the last day goods or services were received. If goods or services were received on just one day, the "From Service Date" and the "To Service Date" are the same. For those expense account classes with invoices, the invoices were reviewed for service date information. If no information about the service dates was available, the invoice date was used. After service dates were determined, the lead day values are calculated. The expense lead day value is measured from the midpoint of the dates the service was received to the later date of either when the cash was disbursed, or the invoice due date.

Expense leads are calculated using statistical samples for some expense categories, while other expense categories have statutory payment dates that are strictly adhered to for payment. The expense categories where statistical sampling was done are those with invoices generated from vendors including: fuel gas for generation, fuel coal, fuel oil for generation, purchased power and operations & maintenance expenses.

## **Southwestern Public Service Company 2020 Lead Lag Study – Texas**

For those expense categories where statistical sampling was done, the sample population had to be determined. Appropriate general ledger accounts for each expense category are reviewed to obtain the accounts payable records population. Only records that were actually paid can be used for the expense lead. A transaction was included if it was expensed to an account included in the expense category during the test period and paid. Once the population is determined, the population is reviewed to determine if the entire population (“census group”) or a statistical sample will determine the expense lead. Once records are selected for the census group or sample, invoices are reviewed to determine dates the goods and/or services were received. Payment dates are generally included in the record. Once all service dates are determined and midpoint dates and lead days are calculated, the sample is ready for the overall expense lead mean to be determined.

### **Fuel, Purchased Power and Operations & Maintenance**

#### **Gas for Generation**

Natural gas purchases for generation are invoiced monthly. Since there are many records in this account class, a statistical sample was selected to calculate the lead day analysis.

#### **Coal and Rail Transportation**

The expense lead is calculated on the purchases made for inventory replenishment during the test period. Coal for generation is purchased from one vendor. The vendor owns the coal inventory used by SPS. SPS is billed monthly for the coal used in the prior month. The coal SPS buys is charged to expense. Since there are only twelve invoices in this account class, all invoices were selected to calculate the lead day analysis.

#### **Oil for Generation**

The expense lead is calculated on the purchases made for inventory replenishment during the test period. Oil for generation is purchased from one vendor. Purchases are invoiced as shipments are made. Since there were no transactions during 2020, the current analysis has used the only three transaction records in this account class during the prior 2016 study period. All invoices were selected as a census group to calculate the lead day analysis.

#### **Purchased Power**

Purchased power is purchased from many vendors. Purchases are invoiced monthly. Since there are many records in this account class, a statistical sample was selected to calculate the lead day analysis.

#### **Other Non-Labor Operations & Maintenance Expense**

Other non-fuel operations and maintenance (O&M) expense encompasses the non-labor O&M expense for production, transmission, distribution, customer operations and administrative and general expenses. This category has a large volume of transactions. As a result, a statistical sample was selected to calculate the lead day analysis.

**Southwestern Public Service Company  
2020 Lead Lag Study – Texas**

**Expense Sample Results**

In order to estimate the average expense lead days for the Company, expenses were divided by account class. The lead days for the Fuel Coal and Fuel Oil account classes were calculated exactly based on all test year transactions. A random sample was used to estimate the average lead time for the expenses from the remaining account classes.

For all account classes, the expenses were grouped together by document number, which combined those expenses that were paid together into payment groups. Each population was split into two strata, with the largest expense payments in each population included in the first stratum and the remaining expense payments in the second stratum. All elements in the first stratum were included in the sample, to reduce the uncertainty of the overall estimate. Since the second group contained records that varied widely in size (dollars), the company used random sampling with the probability proportional to size, known as “pps sampling”. Random pps sampling, with replacement, gives an unbiased estimate of the mean.

The sample described above, including the stratification scheme and the associated sample sizes, was designed to achieve a 90% confidence interval that was approximately  $\pm 10\%$  of the mean lead day value. The mean and the variance by account class from the most recent, twelve-month ending December 2018, Southwestern Public Service Company Lead Study were used as a proxy to determine sample size. A minimum of 30 sample points was required and at least twenty percent of the calculated sample size of the second stratum was added to account for missing data and unknown differences between the twelve-month ending December 2018 and the twelve-month ending June 2020 data periods (Table 4). It is important to remember that the estimates were used for planning purposes only. Once the actual values for the mean and variance were calculated from the new twelve-month ending June 2020 period’s sample, they were used in all further analysis.

Table 4. Census or Sample Size by Expense Category

| Expense Category | Total Invoices | Census or Sample | 12 ME December 2018 Mean Lead Days | 12 ME December 2018 Variance Lead Days | Stratum 1 Size | Stratum 1 Percent of Expense Category | Stratum 2 Size | Stratum 2 with 20% Alternates | Total Census or Sample |
|------------------|----------------|------------------|------------------------------------|--|----------------|---------------------------------------|----------------|-------------------------------|------------------------|
| Fuel Coal        | 12             | Census           | N/A                                | N/A                                    | N/A            | N/A                                   | N/A            | N/A                           | 12                     |
| Fuel Oil         | 3              | Census           | N/A                                | N/A                                    | N/A            | N/A                                   | N/A            | N/A                           | 3                      |
| Fuel Gas         | 409            | Sample           | 39.82                              | 31.414                                 | 100            | 76.89%                                | 146            | 176                           | 276                    |
| O&M              | 8,829          | Sample           | 46.35                              | 1,803.77                               | 175            | 50.28%                                | 57             | 69                            | 244                    |
| Purchased Power  | 314            | Sample           | 34.64                              | 5.90                                   | 50             | 54.01%                                | 80             | 97                            | 147                    |

**Southwestern Public Service Company  
2020 Lead Lag Study – Texas**

Once the payment date, payment due date, and service dates were determined for all available expense items, lead day values were calculated for each payment and a weighted lead day value was calculated for each document number. A mean and variance were calculated by stratum and then a weighted mean and the associated stratified variance were calculated for the entire account class. The variance of this estimator was also calculated, which was then used to calculate a 90% confidence interval and a 95% confidence interval for the account class mean (Table 5).

**Table 5. Statistics by Expense Category**

| <b>Expense Category</b> | <b>Record Count</b> | <b>Weighted Average Lead</b> | <b>Weighted Variance</b> | <b>90% Confidence Interval</b> | <b>90% Precision</b> | <b>95% Confidence Interval</b> | <b>95% Precision</b> |
|-------------------------|---------------------|------------------------------|--------------------------|--------------------------------|----------------------|--------------------------------|----------------------|
| Fuel Coal               | 12                  | 30.333                       | 0.088                    | 0.000                          | 0.000%               | 0.000                          | 0.000%               |
| Fuel Oil                | 3                   | 8.833                        | 0.194                    | 0.000                          | 0.000%               | 0.000                          | 0.000%               |
| Fuel Gas                | 275                 | 40.062                       | 0.004                    | 0.098                          | 0.244%               | 0.116                          | 0.290%               |
| O&M                     | 475                 | 42.700                       | 1.611                    | 2.088                          | 4.890%               | 2.488                          | 5.826%               |
| Purchased Power         | 175                 | 41.183                       | 0.019                    | 0.228                          | 0.554%               | 0.272                          | 0.660%               |

**Labor**

Payroll expenses are separated into two groups, Regular Payroll and Incentive Compensation. Employer taxes are discussed in the Taxes section of this study.

**Regular Payroll**

There are two types of payrolls at the Company, Semi-monthly and Bi-weekly. Semi-monthly payrolls are paid twice a month. The first pay period covers the first through the fifteenth of the month with the pay date on the fifteenth or the prior business day. The second pay period of the month covers the sixteenth through the end of the month with the pay date on the last business day of the month. Bi-weekly payrolls run from Monday through Sunday with a pay date the following Friday or prior business day. Employees are paid either by a direct deposit to their bank or by a check mailed to their home. Checks are mailed so that receipt is on or before the pay date.

For net pay, the expense lead period is measured from the midpoint of the payroll period to the paycheck/pay advice issue date for net pay. For payroll deductions, the expense lead period is measured from the midpoint of the payroll period to the date funds are remitted to the vendor.

To determine the average expense leads for each of the payrolls, payroll reports showing the breakdown of gross payroll by withholding tax (FICA Withheld, Federal Income Tax Withheld, State Income Tax Withheld) or employee deduction (Union Dues, 401k deductions and other deductions) were obtained. This payroll information was summarized by type of payroll by pay period. The summary dollar information was used

## **Southwestern Public Service Company 2020 Lead Lag Study – Texas**

to dollar-weight the components of gross pay (net pay, taxes withheld, other employee deductions) in the calculations of average expense lead of each component.

Next, an average expense lead for each gross pay component was computed. The lead for net pay and each of the various withholdings was computed for each of the two payroll types. For net pay, the actual payroll check clear date was used to calculate the expense lead. For tax withholdings the actual payment dates that correspond with the dates required by the IRS or state statute were used to calculate the expense lead. Other Employee Deductions were summarized by type of payroll by pay period. Deductions having the same payment date were grouped together. Then the scheduled payment date was used to calculate the expense lead of that group. Once expense leads for all the groups were determined, the average Other Employee Deductions expense lead was determined by dollar-weighting the various group expense leads. Other Employee Deductions are a component for Regular Payroll.

### **Incentive Compensation**

Incentive compensation is processed similarly to Regular Payroll. Separate payrolls, Semi-monthly and Bi-weekly, are run for incentive compensation. Other employee deductions are treated similar to regular payroll. The Incentive Compensation was dollar weighted by its components.

## **Tax Expense Leads**

The average expense leads computed for the various tax categories are based on actual amounts paid during the test year and the payment dates presently required by statute.

### **Property Taxes**

Statutory payment dates are used to determine the property tax lead days.

### **Employer Payroll Taxes**

FICA matching and employer unemployment taxes are included in this section. The Employer FICA Tax expense lead is the same as the FICA tax withheld expense lead in the payroll expense lead. The statutory payment dates for the taxes are used to calculate the unemployment tax expense lead days.

### **Franchise Fees Paid**

As consideration for franchise rights granted to the Company, the Company pays a franchise fee to furnish, sell, transmit and distribute electricity. The Company charges a franchise fee to its customers. The fees are considered a “pass through” from customers to the city. The company collects the fees and remits them to the city.

### **Sales and Use Taxes**

The Company pays both sales and use taxes. Sales tax occurs in two instances. The first instance occurs when the Company bills customers for sales tax in connection with sales of taxable goods and services. This type of sales tax is not an expense to the Company. The Company is the collection agent and remits the sales tax to the state. The second instance of sales tax occurs when the Company makes purchases of taxable goods and services from vendors that are required to charge the tax and remit it to the state. The tax paid in this instance is considered an expense to the Company.

## **Southwestern Public Service Company 2020 Lead Lag Study – Texas**

The use tax is a complement of the sales tax and designed to level the playing field for companies that are required to collect the sales tax. It typically occurs in a situation where a taxable purchase is made by the Company from a vendor that is not required to collect a sales tax, usually because the vendor lacks a physical presence (nexus) in the taxing jurisdiction. Here, the Company must self-assess and pay the use tax directly to the state. Use tax is an expense to the Company. Sales tax and use tax are remitted together. The statutory payment dates were used in the calculation of the sales tax expense lead.

State sales and use tax are on a monthly reporting basis. New Mexico gross receipts tax and compensating tax are due the 25<sup>th</sup> of the following month. If the 25<sup>th</sup> falls on a Saturday, Sunday or legal holiday, the tax is due the next business day. Texas sales and use tax is due the 20<sup>th</sup> of the following month. If the 20<sup>th</sup> falls on a Saturday, Sunday or legal holiday, the tax is due the next business day.

### **Texas Gross Margin (Franchise) Tax Expense**

Texas has a franchise tax (privilege tax) paid in lieu of an income tax. It is based on the higher of net worth or taxable income. The tax is paid for a calendar year based on a calculation of 1% on the Texas margin of the prior calendar year. The May estimated payment is 90% of the current year liability or 100% of the prior year liability, to avoid penalties and interest for underpayment of the estimate. The August estimated/extension payment is supposed to be 100% of the current year liability less any amount paid in May, to avoid the penalties and interest for underpayment. With the May and August estimated/extension payments, the report due date is November 15<sup>th</sup>. Otherwise the report is due May 15<sup>th</sup> following the calendar year.

The Texas Franchise Tax is commonly referred to as the Texas Gross Margin Tax or Texas Margin Tax because under the current liability calculation the tax is levied on the margin. The margin is calculated as Texas gross revenue less cost-of-goods-sold, or payroll, or 70% of gross revenue. The margin is calculated each of the three ways and then the liability is based on which ever calculation yields the lowest amount. SPS has always used the margin as revenue less COGS method.

### **Texas Gross Receipts Tax**

A tax calculated on electric sales to cities. The rate is based on the city size. The tax is payable in advance for the current calendar quarter based on taxable receipts for the previous quarter. The annual Texas Gross Receipts Assessment, payable to the Texas Comptroller of Public Accounts, is also included in this expense category.

### **Federal and State Income Taxes**

The expense leads computed for Federal and State Income Taxes reflect corporate payment dates and required minimum estimate payment levels. By law, required minimum estimated payments during the tax year are 100% for Federal and partial payments for New Mexico with the final payment the following year. Corporate policy is consistent across all state jurisdictions. Xcel Energy makes four estimated payments during the tax year of 25% each for 100%. The payment dates are April 15, June 15, September 15 and December 15. The Company also makes state income tax payments to Kansas.



Southwestern Public Service Company - Texas  
Sample Results - Fuel Gas  
12 Months Ended June 30, 2020

| Class                | Stratum | Count of PayRef | Stratum Population | Average Lead | Variance Lead | Weight   | Weighted Average Lead | Weighted Variance of Lead | Finite Population Correction Factor | Variance of Estimate | 90% Confidence Interval | 90% Precision | 95% Confidence Interval | 95% Precision |
|----------------------|---------|-----------------|--------------------|--------------|---------------|----------|-----------------------|---------------------------|-------------------------------------|----------------------|-------------------------|---------------|-------------------------|---------------|
| FuelGas              | 1       | 100             | 100                | 39.623       | 27.988        | 76.886%  | 30.465                | 0.165                     | 0.000                               | 0.000                |                         |               |                         |               |
| FuelGas              | 2       | 175             | 309                | 41.521       | 26.568        | 23.114%  | 9.597                 | 0.008                     | 0.434                               | 0.004                |                         |               |                         |               |
| Total                |         | 275             | 409                |              |               | 100.000% | 40.062                |                           |                                     | 0.004                | 0.098                   | 0.002         | 0.116                   | 0.003         |
| <b>Total Rounded</b> |         |                 |                    |              |               |          | <b>40.06</b>          |                           |                                     |                      |                         |               |                         |               |

Southwestern Public Service Company - Texas  
Fuel Gas Sample  
12 Months Ended June 30, 2020

| Line No. | Census Sample | Accounting Document | Clearing Document | Description          | Invoice Date | Invoice Amount \$ | InvoiceNo        | Amount \$  | From Service Date | To Service Date | Days of Service | Midpoint Days | Midpoint Date  | Payment Date | Due Date   | Lead Days |
|----------|---------------|---------------------|-------------------|----------------------|--------------|-------------------|------------------|------------|-------------------|-----------------|-----------------|---------------|----------------|--------------|------------|-----------|
| 1        | 1             | 1900004714          | 2000010654        | FUEL GAS SUPPLIER 1  | 9/9/2019     | 594,548.64        | 76267            | 594,548.65 | 8/1/2019          | 8/31/2019       | 31.0            | 15.5          | 8/16/19 12:00  | 9/25/2019    | 9/25/2019  | 40.0      |
| 2        | 1             | 1900001941          | 2000008979        | FUEL GAS SUPPLIER 1  | 10/3/2019    | 644,433.34        | 76498            | 644,433.34 | 9/1/2019          | 9/30/2019       | 30.0            | 15.0          | 9/16/19 0:00   | 10/25/2019   | 10/25/2019 | 39.5      |
| 3        | 1             | 1900004490          | 2000013275        | FUEL GAS SUPPLIER 1  | 11/21/2019   | 652,350.80        | 76753            | 652,350.80 | 10/1/2019         | 10/31/2019      | 31.0            | 15.5          | 10/16/19 12:00 | 11/25/2019   | 11/25/2019 | 40.0      |
| 4        | 1             | 1900001990          | 2000001001        | FUEL GAS SUPPLIER 1  | 1/7/2020     | 738,726.93        | 77174            | 738,726.93 | 12/1/2019         | 12/31/2019      | 31.0            | 15.5          | 12/16/19 12:00 | 1/28/2020    | 1/24/2020  | 43.0      |
| 5        | 1             | 1900000933          | 2000002571        | FUEL GAS SUPPLIER 1  | 2/7/2020     | 564,461.42        | 77378            | 564,461.42 | 1/1/2020          | 1/31/2020       | 31.0            | 15.5          | 1/16/20 12:00  | 2/25/2020    | 2/25/2020  | 40.0      |
| 6        | 2             | 1900003094          | 2000000419        | FUEL GAS SUPPLIER 1  | 5/15/2020    | 69,289.50         | 4137164          | 69,289.50  | 4/1/2020          | 4/30/2020       | 30.0            | 15.0          | 4/16/20 0:00   | 5/26/2020    | 5/26/2020  | 40.0      |
| 7        | 2             | 1900003293          | 2000005774        | FUEL GAS SUPPLIER 1  | 6/15/2020    | 501,717.36        | 4137554          | 501,717.36 | 5/1/2020          | 5/31/2020       | 31.0            | 15.5          | 5/16/20 12:00  | 7/2/2020     | 6/25/2020  | 47.0      |
| 8        | 2             | 1900003856          | 2000009983        | FUEL GAS SUPPLIER 2  | 8/12/2019    | 109,643.62        | 12529            | 109,643.62 | 7/3/2019          | 7/10/2019       | 8.0             | 4.0           | 7/7/19 0:00    | 8/26/2019    | 8/26/2019  | 50.5      |
| 9        | 2             | 1900003208          | 2000010655        | FUEL GAS SUPPLIER 2  | 9/13/2019    | 78,750.00         | 13113            | 78,750.00  | 8/1/2019          | 8/23/2019       | 23.0            | 11.5          | 8/12/19 12:00  | 9/25/2019    | 9/25/2019  | 44.0      |
| 10       | 2             | 1900001349          | 2000010022        | FUEL GAS SUPPLIER 3  | 8/8/2019     | 142,805.48        | 21015556         | 446.20     | 7/1/2019          | 7/31/2019       | 31.0            | 15.5          | 7/16/19 12:00  | 8/26/2019    | 8/26/2019  | 41.0      |
| 11       | 2             | 1900001349          | 2000010022        | FUEL GAS SUPPLIER 3  | 8/8/2019     | 142,805.48        | 21015556         | 142,359.28 | 7/1/2019          | 7/31/2019       | 31.0            | 15.5          | 7/16/19 12:00  | 8/26/2019    | 8/26/2019  | 41.0      |
| 12       | 2             | 1900002561          | 2000012306        | FUEL GAS SUPPLIER 3  | 10/3/2019    | 149,226.50        | 21027443         | 149,226.50 | 9/4/2019          | 9/23/2019       | 20.0            | 10.0          | 9/14/19 0:00   | 10/25/2019   | 10/25/2019 | 41.5      |
| 13       | 2             | 1900002100          | 2000001080        | FUEL GAS SUPPLIER 3  | 1/9/2020     | 137,104.13        | 21044609         | 137,104.13 | 12/3/2019         | 12/26/2019      | 24.0            | 12.0          | 12/15/19 0:00  | 1/27/2020    | 1/27/2020  | 43.5      |
| 14       | 2             | 1900003090          | 2000002633        | FUEL GAS SUPPLIER 3  | 2/10/2020    | 315,914.20        | 21050064         | 315,914.20 | 1/1/2020          | 1/31/2020       | 31.0            | 15.5          | 1/16/20 12:00  | 2/25/2020    | 2/25/2020  | 40.0      |
| 15       | 2             | 1900002961          | 2000011102        | FUEL GAS SUPPLIER 4  | 9/16/2019    | 93,430.63         | 580679           | 93,430.63  | 8/1/2019          | 8/27/2019       | 27.0            | 13.5          | 8/14/19 12:00  | 9/25/2019    | 9/25/2019  | 42.0      |
| 16       | 2             | 1900002772          | 2000011170        | FUEL GAS SUPPLIER 5  | 9/11/2019    | 78,115.68         | 1520935          | 1,646.83   | 8/2/2019          | 8/27/2019       | 26.0            | 13.0          | 8/15/19 0:00   | 9/26/2019    | 9/25/2019  | 42.5      |
| 17       | 2             | 1900002772          | 2000011170        | FUEL GAS SUPPLIER 5  | 9/11/2019    | 78,115.68         | 1520935          | 76,468.85  | 8/2/2019          | 8/27/2019       | 26.0            | 13.0          | 8/15/19 0:00   | 9/26/2019    | 9/25/2019  | 42.5      |
| 18       | 2             | 1900002651          | 2000002591        | FUEL GAS SUPPLIER 5  | 2/13/2020    | 10,150.00         | 1567485          | 10,150.00  | 1/2/2020          | 1/9/2020        | 8.0             | 4.0           | 1/6/20 0:00    | 2/25/2020    | 2/25/2020  | 50.5      |
| 19       | 2             | 1900005983          | 2000013785        | FUEL GAS SUPPLIER 6  | 11/22/2019   | 111,239.20        | 1019-821179-4271 | 111,239.20 | 10/2/2019         | 10/31/2019      | 30.0            | 15.0          | 10/7/19 0:00   | 11/25/2019   | 11/25/2019 | 39.5      |
| 20       | 2             | 1900000291          | 2000000396        | FUEL GAS SUPPLIER 6  | 1/20/2020    | 83,792.76         | 1556-1           | 83,792.76  | 12/1/2019         | 12/30/2019      | 30.0            | 15.0          | 12/16/19 0:00  | 2/3/2020     | 1/27/2020  | 49.5      |
| 21       | 2             | 1900001269          | 2000003744        | FUEL GAS SUPPLIER 7  | 3/12/2020    | 50.36             | 2020-02CIG       | 50.36      | 2/1/2020          | 2/29/2020       | 29.0            | 14.5          | 2/15/20 12:00  | 4/2/2020     | 3/23/2020  | 47.0      |
| 22       | 2             | 1900001269          | 2000003744        | FUEL GAS SUPPLIER 7  | 3/12/2020    | 12,118.81         | 2020-02CIG       | 12,118.81  | 2/1/2020          | 2/29/2020       | 29.0            | 14.5          | 2/15/20 12:00  | 4/2/2020     | 3/23/2020  | 47.0      |
| 23       | 2             | 1900004296          | 2000009844        | FUEL GAS SUPPLIER 8  | 8/9/2019     | 340,443.00        | 20556            | 340,443.00 | 7/2/2019          | 7/30/2019       | 29.0            | 14.5          | 7/16/19 12:00  | 8/26/2019    | 8/26/2019  | 41.0      |
| 24       | 2             | 1900004713          | 2000010656        | FUEL GAS SUPPLIER 8  | 9/9/2019     | 9,700.00          | 20705            | 9,700.00   | 8/28/2019         | 8/30/2019       | 3.0             | 1.5           | 8/29/19 12:00  | 9/25/2019    | 9/25/2019  | 27.0      |
| 25       | 2             | 1900003652          | 2000002525        | FUEL GAS SUPPLIER 8  | 5/14/2020    | 487,500.00        | 21763            | 487,500.00 | 4/1/2020          | 4/30/2020       | 30.0            | 15.0          | 4/16/20 0:00   | 5/22/2020    | 5/25/2020  | 39.5      |
| 26       | 1             | 1900002619          | 2000005175        | FUEL GAS SUPPLIER 8  | 6/5/2020     | 721,822.64        | 21888            | 721,822.64 | 5/1/2020          | 5/31/2020       | 31.0            | 15.5          | 5/16/20 12:00  | 6/25/2020    | 6/25/2020  | 40.0      |
| 27       | 2             | 1900001037          | 2000001625        | FUEL GAS SUPPLIER 9  | 3/4/2020     | 314,127.07        | P-6421           | 314,127.07 | 2/1/2020          | 2/29/2020       | 29.0            | 14.5          | 2/15/20 12:00  | 3/25/2020    | 3/25/2020  | 39.0      |
| 28       | 2             | 1900004090          | 2000002526        | FUEL GAS SUPPLIER 9  | 5/12/2020    | 390,298.60        | P-6745           | 390,298.60 | 4/1/2020          | 4/30/2020       | 30.0            | 15.0          | 4/16/20 0:00   | 5/22/2020    | 5/25/2020  | 39.5      |
| 29       | 1             | 1900003085          | 2000005176        | FUEL GAS SUPPLIER 9  | 6/17/2020    | 652,105.49        | P-6922           | 652,105.49 | 5/1/2020          | 5/31/2020       | 31.0            | 15.5          | 5/16/20 12:00  | 6/25/2020    | 6/25/2020  | 40.0      |
| 30       | 2             | 1900001289          | 20000008441       | FUEL GAS SUPPLIER 10 | 7/18/2019    | 79,374.57         | 123528           | 79,374.57  | 6/13/2019         | 6/30/2019       | 18.0            | 9.0           | 6/22/19 0:00   | 7/25/2019    | 7/25/2019  | 33.5      |
| 31       | 2             | 1900002100          | 2000010053        | FUEL GAS SUPPLIER 10 | 8/12/2019    | 377,258.13        | 124415           | 353.65     | 7/1/2019          | 7/31/2019       | 31.0            | 15.5          | 7/16/19 12:00  | 8/26/2019    | 8/26/2019  | 41.0      |
| 32       | 2             | 1900002100          | 2000010053        | FUEL GAS SUPPLIER 10 | 8/12/2019    | 377,258.13        | 124415           | 376,904.48 | 7/1/2019          | 7/31/2019       | 31.0            | 15.5          | 7/16/19 12:00  | 8/26/2019    | 8/26/2019  | 41.0      |
| 33       | 2             | 1900003949          | 2000011159        | FUEL GAS SUPPLIER 10 | 9/19/2019    | 342,889.68        | 126177           | 439.37     | 8/1/2019          | 8/31/2019       | 31.0            | 15.5          | 8/16/19 12:00  | 9/25/2019    | 9/25/2019  | 40.0      |
| 34       | 2             | 1900003949          | 2000011159        | FUEL GAS SUPPLIER 10 | 9/19/2019    | 342,889.68        | 126177           | 342,450.37 | 8/1/2019          | 8/31/2019       | 31.0            | 15.5          | 8/16/19 12:00  | 9/25/2019    | 9/25/2019  | 40.0      |
| 35       | 2             | 1900005343          | 2000012308        | FUEL GAS SUPPLIER 10 | 10/24/2019   | 477,391.52        | 25281            | 902.74     | 9/1/2019          | 9/30/2019       | 30.0            | 15.0          | 9/16/19 0:00   | 10/25/2019   | 10/25/2019 | 39.5      |
| 36       | 2             | 1900005343          | 2000012308        | FUEL GAS SUPPLIER 10 | 10/24/2019   | 477,391.52        | 25281            | 476,488.78 | 9/1/2019          | 9/30/2019       | 30.0            | 15.0          | 9/16/19 0:00   | 10/25/2019   | 10/25/2019 | 39.5      |
| 37       | 2             | 1900004349          | 2000012745        | FUEL GAS SUPPLIER 10 | 11/21/2019   | 92,653.58         | 129061           | 92,653.58  | 10/1/2019         | 10/28/2019      | 28.0            | 14.0          | 10/15/19 0:00  | 11/27/2019   | 11/25/2019 | 43.5      |
| 38       | 2             | 1900003080          | 2000002634        | FUEL GAS SUPPLIER 10 | 2/12/2020    | 422,485.88        | 133701           | 422,485.88 | 1/1/2020          | 1/31/2020       | 31.0            | 15.5          | 1/16/20 12:00  | 2/25/2020    | 2/25/2020  | 40.0      |
| 39       | 2             | 1900000644          | 2000002904        | FUEL GAS SUPPLIER 10 | 3/11/2020    | 394,488.65        | 135080           | 394,488.65 | 2/1/2020          | 2/29/2020       | 29.0            | 14.5          | 2/15/20 12:00  | 3/26/2020    | 3/25/2020  | 40.0      |
| 40       | 2             | 1900003068          | 2000004961        | FUEL GAS SUPPLIER 10 | 4/13/2020    | 123,768.96        | 136645           | 124,021.34 | 3/1/2020          | 3/31/2020       | 31.0            | 15.5          | 3/16/20 12:00  | 4/27/2020    | 4/27/2020  | 42.0      |
| 41       | 2             | 1900004512          | 2000007673        | FUEL GAS SUPPLIER 10 | 6/10/2020    | 145,608.00        | 139454           | 145,608.00 | 5/2/2020          | 5/28/2020       | 27.0            | 13.5          | 5/15/20 12:00  | 6/25/2020    | 6/25/2020  | 41.0      |
| 42       | 1             | 1900002977          | 2000008935        | FUEL GAS SUPPLIER 11 | 8/15/2019    | 711,973.18        | ALG5006863       | 432.67     | 7/1/2019          | 7/31/2019       | 31.0            | 15.5          | 7/16/19 12:00  | 8/26/2019    | 8/25/2019  | 41.0      |
| 43       | 1             | 1900002977          | 2000008935        | FUEL GAS SUPPLIER 11 | 8/15/2019    | 711,973.18        | ALG5006863       | 717,540.51 | 7/1/2019          | 7/31/2019       | 31.0            | 15.5          | 7/16/19 12:00  | 8/26/2019    | 8/25/2019  | 41.0      |

**Southwestern Public Service Company - Texas  
Fuel Gas Sample  
12 Months Ended June 30, 2020**

| Line No. | Census Sample | Accounting Document | Clearing Document | Description          | Invoice Date | Invoice Amount \$ | InvoiceNo      | Amount \$    | From Service Date | To Service Date | Days of Service | Midpoint Days | Midpoint Date  | Payment Date | Due Date   | Lead Days |
|----------|---------------|---------------------|-------------------|----------------------|--------------|-------------------|----------------|--------------|-------------------|-----------------|-----------------|---------------|----------------|--------------|------------|-----------|
| 44       | 1             | 1900003419          | 2000008509        | FUEL GAS SUPPLIER 11 | 9/20/2019    | 1,500,251.06      | ALG5006990     | 998.78       | 8/1/2019          | 8/31/2019       | 31.0            | 15.5          | 8/16/19 12:00  | 9/25/2019    | 9/25/2019  | 40.0      |
| 45       | 1             | 1900003419          | 2000008509        | FUEL GAS SUPPLIER 11 | 9/20/2019    | 1,500,251.06      | ALG5006990     | 1,499,252.28 | 8/1/2019          | 8/31/2019       | 31.0            | 15.5          | 8/16/19 12:00  | 9/25/2019    | 9/25/2019  | 40.0      |
| 46       | 1             | 1900004452          | 2000011726        | FUEL GAS SUPPLIER 11 | 10/25/2019   | 1,563,716.57      | ALG5007057     | 317.47       | 9/1/2019          | 9/30/2019       | 30.0            | 15.0          | 9/16/19 0:00   | 10/28/2019   | 10/25/2019 | 42.5      |
| 47       | 1             | 1900004452          | 2000011726        | FUEL GAS SUPPLIER 11 | 10/25/2019   | 1,563,716.57      | ALG5007057     | 1,563,399.10 | 9/1/2019          | 9/30/2019       | 30.0            | 15.0          | 9/16/19 0:00   | 10/28/2019   | 10/25/2019 | 42.5      |
| 48       | 1             | 1900005367          | 2000013786        | FUEL GAS SUPPLIER 11 | 11/15/2019   | 1,362,123.71      | ALG5007165     | 1,362,123.71 | 10/1/2019         | 10/31/2019      | 31.0            | 15.5          | 10/16/19 12:00 | 11/25/2019   | 11/25/2019 | 40.0      |
| 49       | 1             | 1900004520          | 2000013517        | FUEL GAS SUPPLIER 11 | 12/19/2019   | 625,580.10        | ALG5007392     | 7,947.10     | 11/1/2019         | 11/30/2019      | 30.0            | 15.0          | 11/16/19 0:00  | 12/26/2019   | 12/25/2019 | 40.5      |
| 50       | 1             | 1900004520          | 2000013517        | FUEL GAS SUPPLIER 11 | 12/19/2019   | 625,580.10        | ALG5007392     | 617,633.00   | 11/1/2019         | 11/30/2019      | 30.0            | 15.0          | 11/16/19 0:00  | 12/26/2019   | 12/25/2019 | 40.5      |
| 51       | 1             | 1900000481          | 2000001081        | FUEL GAS SUPPLIER 11 | 1/23/2020    | 1,449,457.70      | ALG5007559     | 15,215.24    | 12/1/2019         | 12/31/2019      | 31.0            | 15.5          | 12/16/19 12:00 | 1/27/2020    | 1/27/2020  | 42.0      |
| 52       | 1             | 1900000481          | 2000001081        | FUEL GAS SUPPLIER 11 | 1/23/2020    | 1,449,457.70      | ALG5007559     | 1,434,242.46 | 12/1/2019         | 12/31/2019      | 31.0            | 15.5          | 12/16/19 12:00 | 1/27/2020    | 1/27/2020  | 42.0      |
| 53       | 1             | 1900000709          | 2000002621        | FUEL GAS SUPPLIER 11 | 2/14/2020    | 833,861.41        | ALG50077600    | 846,151.24   | 1/1/2020          | 1/31/2020       | 31.0            | 15.5          | 1/16/20 12:00  | 2/25/2020    | 2/25/2020  | 40.0      |
| 54       | 2             | 1900001077          | 2000003709        | FUEL GAS SUPPLIER 11 | 3/23/2020    | 272,011.93        | ALG5007812     | 2,692.20     | 2/1/2020          | 2/29/2020       | 29.0            | 14.5          | 2/15/20 12:00  | 3/25/2020    | 3/25/2020  | 39.0      |
| 55       | 2             | 1900001077          | 2000003709        | FUEL GAS SUPPLIER 11 | 3/23/2020    | 272,011.93        | ALG5007812     | 269,319.73   | 2/1/2020          | 2/29/2020       | 29.0            | 14.5          | 2/15/20 12:00  | 3/25/2020    | 3/25/2020  | 39.0      |
| 56       | 1             | 1900003554          | 2000007551        | FUEL GAS SUPPLIER 11 | 6/26/2020    | 716,695.48        | ALG5008168     | 18,840.48    | 5/1/2020          | 5/31/2020       | 31.0            | 15.5          | 5/16/20 12:00  | 6/29/2020    | 6/25/2020  | 44.0      |
| 57       | 1             | 1900003554          | 2000007551        | FUEL GAS SUPPLIER 11 | 6/26/2020    | 716,695.48        | ALG5008168     | 697,855.00   | 5/1/2020          | 5/31/2020       | 31.0            | 15.5          | 5/16/20 12:00  | 6/29/2020    | 6/25/2020  | 44.0      |
| 58       | 2             | 1900004700          | 2000007547        | FUEL GAS SUPPLIER 11 | 6/29/2020    | 88,601.14         | ALG5008122     | 3,721.14     | 4/1/2020          | 4/30/2020       | 30.0            | 15.0          | 4/16/20 0:00   | 6/30/2020    | 5/26/2020  | 75.5      |
| 59       | 2             | 1900004700          | 2000007547        | FUEL GAS SUPPLIER 11 | 6/29/2020    | 88,601.14         | ALG5008122     | 84,880.00    | 4/1/2020          | 4/30/2020       | 30.0            | 15.0          | 4/16/20 0:00   | 6/30/2020    | 5/26/2020  | 75.5      |
| 60       | 1             | 1900004465          | 2000010658        | FUEL GAS SUPPLIER 12 | 9/8/2019     | 889,871.78        | 105705         | 24,453.12    | 8/1/2019          | 8/31/2019       | 31.0            | 15.5          | 8/16/19 12:00  | 9/25/2019    | 9/25/2019  | 40.0      |
| 61       | 1             | 1900004465          | 2000010658        | FUEL GAS SUPPLIER 12 | 9/8/2019     | 889,871.78        | 105705         | 865,418.66   | 8/1/2019          | 8/31/2019       | 31.0            | 15.5          | 8/16/19 12:00  | 9/25/2019    | 9/25/2019  | 40.0      |
| 62       | 1             | 1900003744          | 2000011146        | FUEL GAS SUPPLIER 12 | 10/8/2019    | 1,229,215.82      | 105805         | 19,299.70    | 9/1/2019          | 9/30/2019       | 30.0            | 15.0          | 9/16/19 0:00   | 10/25/2019   | 10/25/2019 | 39.5      |
| 63       | 1             | 1900003744          | 2000011146        | FUEL GAS SUPPLIER 12 | 10/8/2019    | 1,229,215.82      | 105805         | 1,209,916.12 | 9/1/2019          | 9/30/2019       | 30.0            | 15.0          | 9/16/19 0:00   | 10/25/2019   | 10/25/2019 | 39.5      |
| 64       | 1             | 1900004916          | 2000013279        | FUEL GAS SUPPLIER 12 | 11/8/2019    | 1,219,540.92      | 105903         | 12,305.67    | 10/1/2019         | 10/31/2019      | 31.0            | 15.5          | 10/16/19 12:00 | 11/25/2019   | 11/25/2019 | 40.0      |
| 65       | 1             | 1900004916          | 2000013279        | FUEL GAS SUPPLIER 12 | 11/8/2019    | 1,219,540.92      | 105903         | 1,207,235.25 | 10/1/2019         | 10/31/2019      | 31.0            | 15.5          | 10/16/19 12:00 | 11/25/2019   | 11/25/2019 | 40.0      |
| 66       | 1             | 1900004000          | 2000014366        | FUEL GAS SUPPLIER 12 | 12/10/2019   | 1,017,860.35      | 106002         | 30,633.38    | 11/1/2019         | 11/30/2019      | 30.0            | 15.0          | 11/16/19 0:00  | 12/26/2019   | 12/26/2019 | 40.5      |
| 67       | 1             | 1900004000          | 2000014366        | FUEL GAS SUPPLIER 12 | 12/10/2019   | 1,017,860.35      | 106002         | 987,226.97   | 11/1/2019         | 11/30/2019      | 30.0            | 15.0          | 11/16/19 0:00  | 12/26/2019   | 12/26/2019 | 40.5      |
| 68       | 1             | 1900001861          | 2000001010        | FUEL GAS SUPPLIER 12 | 1/10/2020    | 1,140,280.91      | 106102         | 26,230.91    | 12/1/2019         | 12/31/2019      | 31.0            | 15.5          | 12/16/19 12:00 | 1/27/2020    | 1/27/2020  | 42.0      |
| 69       | 1             | 1900001861          | 2000001010        | FUEL GAS SUPPLIER 12 | 1/10/2020    | 1,140,280.91      | 106102         | 1,114,050.00 | 12/1/2019         | 12/31/2019      | 31.0            | 15.5          | 12/16/19 12:00 | 1/27/2020    | 1/27/2020  | 42.0      |
| 70       | 1             | 1900000807          | 2000014399        | FUEL GAS SUPPLIER 12 | 2/10/2020    | 641,650.17        | 106198         | 13,406.27    | 1/1/2020          | 1/31/2020       | 31.0            | 15.5          | 1/16/20 12:00  | 2/25/2020    | 2/25/2020  | 41.0      |
| 71       | 1             | 1900000807          | 2000014399        | FUEL GAS SUPPLIER 12 | 2/10/2020    | 641,650.17        | 106198         | 628,243.90   | 1/1/2020          | 1/31/2020       | 31.0            | 15.5          | 1/16/20 12:00  | 2/25/2020    | 2/25/2020  | 41.0      |
| 72       | 2             | 1900002151          | 2000003780        | FUEL GAS SUPPLIER 12 | 3/9/2020     | 317,423.33        | 106305         | 12,568.33    | 2/1/2020          | 2/29/2020       | 29.0            | 14.5          | 2/15/20 12:00  | 3/25/2020    | 3/25/2020  | 39.0      |
| 73       | 2             | 1900002151          | 2000003780        | FUEL GAS SUPPLIER 12 | 3/9/2020     | 317,423.33        | 106305         | 304,855.00   | 2/1/2020          | 2/29/2020       | 29.0            | 14.5          | 2/15/20 12:00  | 3/25/2020    | 3/25/2020  | 39.0      |
| 74       | 2             | 1900000977          | 2000002796        | FUEL GAS SUPPLIER 12 | 4/8/2020     | 60,563.73         | 106411         | 8,141.90     | 3/1/2020          | 3/31/2020       | 31.0            | 15.5          | 3/16/20 12:00  | 4/27/2020    | 4/27/2020  | 42.0      |
| 75       | 2             | 1900000977          | 2000002796        | FUEL GAS SUPPLIER 12 | 4/8/2020     | 60,563.73         | 106411         | 52,421.83    | 3/1/2020          | 3/31/2020       | 31.0            | 15.5          | 3/16/20 12:00  | 4/27/2020    | 4/27/2020  | 42.0      |
| 76       | 1             | 1900003304          | 2000005177        | FUEL GAS SUPPLIER 12 | 6/16/2020    | 1,519,590.93      | 106610         | 30,670.93    | 5/1/2020          | 5/31/2020       | 31.0            | 15.5          | 5/16/20 12:00  | 6/25/2020    | 6/25/2020  | 40.0      |
| 77       | 1             | 1900003304          | 2000005177        | FUEL GAS SUPPLIER 12 | 6/16/2020    | 1,519,590.93      | 106610         | 1,488,920.00 | 5/1/2020          | 5/31/2020       | 31.0            | 15.5          | 5/16/20 12:00  | 6/25/2020    | 6/25/2020  | 40.0      |
| 78       | 2             | 1900003615          | 2000010051        | FUEL GAS SUPPLIER 13 | 8/12/2019    | 73,557.41         | 104362         | 73,557.41    | 7/1/2019          | 7/25/2019       | 25.0            | 12.5          | 7/13/19 12:00  | 8/26/2019    | 8/26/2019  | 44.0      |
| 79       | 2             | 1900004873          | 2000011155        | FUEL GAS SUPPLIER 13 | 9/13/2019    | 289,725.98        | 104474&104474A | 289,724.71   | 8/2/2019          | 8/28/2019       | 27.0            | 13.5          | 8/15/19 12:00  | 9/25/2019    | 9/25/2019  | 41.0      |
| 80       | 2             | 1900001500          | 2000012302        | FUEL GAS SUPPLIER 13 | 10/11/2019   | 203,846.01        | 104577         | 203,846.00   | 9/1/2019          | 9/27/2019       | 27.0            | 13.5          | 9/14/19 12:00  | 10/25/2019   | 10/25/2019 | 41.0      |
| 81       | 2             | 1900002182          | 2000013520        | FUEL GAS SUPPLIER 13 | 12/11/2019   | 286,850.00        | 104871         | 286,850.00   | 11/2/2019         | 12/1/2019       | 30.0            | 15.0          | 11/17/19 0:00  | 12/26/2019   | 12/26/2019 | 39.5      |
| 82       | 1             | 1900000789          | 2000003787        | FUEL GAS SUPPLIER 13 | 3/13/2020    | 807,774.46        | 105358         | 807,774.46   | 2/1/2020          | 2/29/2020       | 29.0            | 14.5          | 2/15/20 12:00  | 3/25/2020    | 3/25/2020  | 39.0      |
| 83       | 1             | 1900003511          | 2000004957        | FUEL GAS SUPPLIER 13 | 4/13/2020    | 628,638.00        | 105501         | 628,638.00   | 3/1/2020          | 3/31/2020       | 31.0            | 15.5          | 3/16/20 12:00  | 4/27/2020    | 4/27/2020  | 42.0      |
| 84       | 2             | 1900003731          | 2000006338        | FUEL GAS SUPPLIER 13 | 5/13/2020    | 347,763.23        | 105649         | 347,763.23   | 4/1/2020          | 4/30/2020       | 30.0            | 15.0          | 4/16/20 0:00   | 5/27/2020    | 5/26/2020  | 41.5      |
| 85       | 1             | 1900001856          | 2000007670        | FUEL GAS SUPPLIER 13 | 6/12/2020    | 874,194.25        | 105821         | 874,194.25   | 5/1/2020          | 5/31/2020       | 31.0            | 15.5          | 5/16/20 12:00  | 6/25/2020    | 6/25/2020  | 40.0      |
| 86       | 1             | 1900001936          | 2000008271        | FUEL GAS SUPPLIER 14 | 7/12/2019    | 838,488.96        | 2019-06EPNG    | 1,228.91     | 6/1/2019          | 6/30/2019       | 30.0            | 15.0          | 6/16/19 0:00   | 7/22/2019    | 7/22/2019  | 36.5      |

Southwestern Public Service Company - Texas  
Fuel Gas Sample  
12 Months Ended June 30, 2020

| Line No. | Census Sample | Accounting Document | Clearing Document | Description          | Invoice Date | Invoice Amount \$ | InvoiceNo        | Amount \$  | From Service Date | To Service Date | Days of Service | Midpoint Days | Midpoint Date  | Payment Date | Due Date   | Lead Days |
|----------|---------------|---------------------|-------------------|----------------------|--------------|-------------------|------------------|------------|-------------------|-----------------|-----------------|---------------|----------------|--------------|------------|-----------|
| 87       | 1             | 1900001936          | 2000008211        | FUEL GAS SUPPLIER 14 | 7/12/2019    | 838,488.96        | 2019-06EPNG      | 1,472.29   | 6/1/2019          | 6/30/2019       | 30.0            | 15.0          | 6/16/19 0:00   | 7/22/2019    | 7/22/2019  | 36.5      |
| 88       | 1             | 1900001936          | 2000008211        | FUEL GAS SUPPLIER 14 | 7/12/2019    | 838,488.96        | 2019-06EPNG      | 2,025.05   | 6/1/2019          | 6/30/2019       | 30.0            | 15.0          | 6/16/19 0:00   | 7/22/2019    | 7/22/2019  | 36.5      |
| 89       | 1             | 1900001936          | 2000008211        | FUEL GAS SUPPLIER 14 | 7/12/2019    | 838,488.96        | 2019-06EPNG      | 2,701.68   | 6/1/2019          | 6/30/2019       | 30.0            | 15.0          | 6/16/19 0:00   | 7/22/2019    | 7/22/2019  | 36.5      |
| 90       | 1             | 1900001936          | 2000008211        | FUEL GAS SUPPLIER 14 | 7/12/2019    | 838,488.96        | 2019-06EPNG      | 6,029.82   | 6/1/2019          | 6/30/2019       | 30.0            | 15.0          | 6/16/19 0:00   | 7/22/2019    | 7/22/2019  | 36.5      |
| 91       | 1             | 1900001936          | 2000008211        | FUEL GAS SUPPLIER 14 | 7/12/2019    | 838,488.96        | 2019-06EPNG      | 8,247.07   | 6/1/2019          | 6/30/2019       | 30.0            | 15.0          | 6/16/19 0:00   | 7/22/2019    | 7/22/2019  | 36.5      |
| 92       | 1             | 1900001936          | 2000008211        | FUEL GAS SUPPLIER 14 | 7/12/2019    | 838,488.96        | 2019-06EPNG      | 50,722.03  | 6/1/2019          | 6/30/2019       | 30.0            | 15.0          | 6/16/19 0:00   | 7/22/2019    | 7/22/2019  | 36.5      |
| 93       | 1             | 1900001936          | 2000008211        | FUEL GAS SUPPLIER 14 | 7/12/2019    | 838,488.96        | 2019-06EPNG      | 771,350.60 | 6/1/2019          | 6/30/2019       | 30.0            | 15.0          | 6/16/19 0:00   | 7/22/2019    | 7/22/2019  | 36.5      |
| 94       | 1             | 1900004603          | 2000006350        | FUEL GAS SUPPLIER 14 | 8/12/2019    | 290,798.72        | 2019-07EPNGTRANS | 210.73     | 7/1/2019          | 7/31/2019       | 31.0            | 15.5          | 7/16/19 12:00  | 8/23/2019    | 8/22/2019  | 38.0      |
| 95       | 1             | 1900004603          | 2000006350        | FUEL GAS SUPPLIER 14 | 8/12/2019    | 290,798.72        | 2019-07EPNGTRANS | 853.62     | 7/1/2019          | 7/31/2019       | 31.0            | 15.5          | 7/16/19 12:00  | 8/23/2019    | 8/22/2019  | 38.0      |
| 96       | 1             | 1900004603          | 2000006350        | FUEL GAS SUPPLIER 14 | 8/12/2019    | 290,798.72        | 2019-07EPNGTRANS | 1,089.34   | 7/1/2019          | 7/31/2019       | 31.0            | 15.5          | 7/16/19 12:00  | 8/23/2019    | 8/22/2019  | 38.0      |
| 97       | 1             | 1900004603          | 2000006350        | FUEL GAS SUPPLIER 14 | 8/12/2019    | 290,798.72        | 2019-07EPNGTRANS | 7,507.96   | 7/1/2019          | 7/31/2019       | 31.0            | 15.5          | 7/16/19 12:00  | 8/23/2019    | 8/22/2019  | 38.0      |
| 98       | 1             | 1900004603          | 2000006350        | FUEL GAS SUPPLIER 14 | 8/12/2019    | 290,798.72        | 2019-07EPNGTRANS | 9,016.29   | 7/1/2019          | 7/31/2019       | 31.0            | 15.5          | 7/16/19 12:00  | 8/23/2019    | 8/22/2019  | 38.0      |
| 99       | 1             | 1900004603          | 2000006350        | FUEL GAS SUPPLIER 14 | 8/12/2019    | 290,798.72        | 2019-07EPNGTRANS | 16,521.42  | 7/1/2019          | 7/31/2019       | 31.0            | 15.5          | 7/16/19 12:00  | 8/23/2019    | 8/22/2019  | 38.0      |
| 100      | 1             | 1900004603          | 2000006350        | FUEL GAS SUPPLIER 14 | 8/12/2019    | 290,798.72        | 2019-07EPNGTRANS | 731,773.79 | 7/1/2019          | 7/31/2019       | 31.0            | 15.5          | 7/16/19 12:00  | 8/23/2019    | 8/22/2019  | 38.0      |
| 101      | 1             | 1900003207          | 2000011011        | FUEL GAS SUPPLIER 14 | 9/13/2019    | 774,712.44        | 2019-08EPNG      | 72.96      | 8/1/2019          | 8/31/2019       | 31.0            | 15.5          | 8/16/19 12:00  | 9/23/2019    | 9/23/2019  | 38.0      |
| 102      | 1             | 1900003207          | 2000011011        | FUEL GAS SUPPLIER 14 | 9/13/2019    | 774,712.44        | 2019-08EPNG      | 3,338.44   | 8/1/2019          | 8/31/2019       | 31.0            | 15.5          | 8/16/19 12:00  | 9/23/2019    | 9/23/2019  | 38.0      |
| 103      | 1             | 1900003207          | 2000011011        | FUEL GAS SUPPLIER 14 | 9/13/2019    | 774,712.44        | 2019-08EPNG      | 5,160.44   | 8/1/2019          | 8/31/2019       | 31.0            | 15.5          | 8/16/19 12:00  | 9/23/2019    | 9/23/2019  | 38.0      |
| 104      | 1             | 1900003207          | 2000011011        | FUEL GAS SUPPLIER 14 | 9/13/2019    | 774,712.44        | 2019-08EPNG      | 5,910.40   | 8/1/2019          | 8/31/2019       | 31.0            | 15.5          | 8/16/19 12:00  | 9/23/2019    | 9/23/2019  | 38.0      |
| 105      | 1             | 1900003207          | 2000011011        | FUEL GAS SUPPLIER 14 | 9/13/2019    | 774,712.44        | 2019-08EPNG      | 7,328.79   | 8/1/2019          | 8/31/2019       | 31.0            | 15.5          | 8/16/19 12:00  | 9/23/2019    | 9/23/2019  | 38.0      |
| 106      | 1             | 1900003207          | 2000011011        | FUEL GAS SUPPLIER 14 | 9/13/2019    | 774,712.44        | 2019-08EPNG      | 20,653.14  | 8/1/2019          | 8/31/2019       | 31.0            | 15.5          | 8/16/19 12:00  | 9/23/2019    | 9/23/2019  | 38.0      |
| 107      | 1             | 1900003207          | 2000011011        | FUEL GAS SUPPLIER 14 | 9/13/2019    | 774,712.44        | 2019-08EPNG      | 25,966.69  | 8/1/2019          | 8/31/2019       | 31.0            | 15.5          | 8/16/19 12:00  | 9/23/2019    | 9/23/2019  | 38.0      |
| 108      | 1             | 1900003207          | 2000011011        | FUEL GAS SUPPLIER 14 | 9/13/2019    | 774,712.44        | 2019-08EPNG      | 771,350.60 | 8/1/2019          | 8/31/2019       | 31.0            | 15.5          | 8/16/19 12:00  | 9/23/2019    | 9/23/2019  | 38.0      |
| 109      | 1             | 1900005163          | 2000011952        | FUEL GAS SUPPLIER 14 | 10/11/2019   | 693,576.11        | 2019-09EPNG      | 164.74     | 9/1/2019          | 9/30/2019       | 30.0            | 15.0          | 9/16/19 0:00   | 10/21/2019   | 10/21/2019 | 35.5      |
| 110      | 1             | 1900005163          | 2000011952        | FUEL GAS SUPPLIER 14 | 10/11/2019   | 693,576.11        | 2019-09EPNG      | 257.10     | 9/1/2019          | 9/30/2019       | 30.0            | 15.0          | 9/16/19 0:00   | 10/21/2019   | 10/21/2019 | 35.5      |
| 111      | 1             | 1900005163          | 2000011952        | FUEL GAS SUPPLIER 14 | 10/11/2019   | 693,576.11        | 2019-09EPNG      | 4,947.63   | 9/1/2019          | 9/30/2019       | 30.0            | 15.0          | 9/16/19 0:00   | 10/21/2019   | 10/21/2019 | 35.5      |
| 112      | 1             | 1900005163          | 2000011952        | FUEL GAS SUPPLIER 14 | 10/11/2019   | 693,576.11        | 2019-09EPNG      | 9,718.27   | 9/1/2019          | 9/30/2019       | 30.0            | 15.0          | 9/16/19 0:00   | 10/21/2019   | 10/21/2019 | 35.5      |
| 113      | 1             | 1900005163          | 2000011952        | FUEL GAS SUPPLIER 14 | 10/11/2019   | 693,576.11        | 2019-09EPNG      | 12,975.10  | 9/1/2019          | 9/30/2019       | 30.0            | 15.0          | 9/16/19 0:00   | 10/21/2019   | 10/21/2019 | 35.5      |
| 114      | 1             | 1900005163          | 2000011952        | FUEL GAS SUPPLIER 14 | 10/11/2019   | 693,576.11        | 2019-09EPNG      | 708,008.20 | 9/1/2019          | 9/30/2019       | 30.0            | 15.0          | 9/16/19 0:00   | 10/21/2019   | 10/21/2019 | 35.5      |
| 115      | 1             | 1900004518          | 2000013280        | FUEL GAS SUPPLIER 14 | 11/14/2019   | 567,420.58        | 2019-10EPNG      | 246.44     | 10/1/2019         | 10/31/2019      | 31.0            | 15.5          | 10/16/19 12:00 | 11/25/2019   | 11/25/2019 | 40.0      |
| 116      | 1             | 1900004518          | 2000013280        | FUEL GAS SUPPLIER 14 | 11/14/2019   | 567,420.58        | 2019-10EPNG      | 350.58     | 10/1/2019         | 10/31/2019      | 31.0            | 15.5          | 10/16/19 12:00 | 11/25/2019   | 11/25/2019 | 40.0      |
| 117      | 1             | 1900004518          | 2000013280        | FUEL GAS SUPPLIER 14 | 11/14/2019   | 567,420.58        | 2019-10EPNG      | 400.21     | 10/1/2019         | 10/31/2019      | 31.0            | 15.5          | 10/16/19 12:00 | 11/25/2019   | 11/25/2019 | 40.0      |
| 118      | 1             | 1900004518          | 2000013280        | FUEL GAS SUPPLIER 14 | 11/14/2019   | 567,420.58        | 2019-10EPNG      | 4,148.34   | 10/1/2019         | 10/31/2019      | 31.0            | 15.5          | 10/16/19 12:00 | 11/25/2019   | 11/25/2019 | 40.0      |
| 119      | 1             | 1900004518          | 2000013280        | FUEL GAS SUPPLIER 14 | 11/14/2019   | 567,420.58        | 2019-10EPNG      | 11,219.09  | 10/1/2019         | 10/31/2019      | 31.0            | 15.5          | 10/16/19 12:00 | 11/25/2019   | 11/25/2019 | 40.0      |
| 120      | 1             | 1900004518          | 2000013280        | FUEL GAS SUPPLIER 14 | 11/14/2019   | 567,420.58        | 2019-10EPNG      | 17,809.89  | 10/1/2019         | 10/31/2019      | 31.0            | 15.5          | 10/16/19 12:00 | 11/25/2019   | 11/25/2019 | 40.0      |
| 121      | 1             | 1900004518          | 2000013280        | FUEL GAS SUPPLIER 14 | 11/14/2019   | 567,420.58        | 2019-10EPNG      | 556,858.20 | 10/1/2019         | 10/31/2019      | 31.0            | 15.5          | 10/16/19 12:00 | 11/25/2019   | 11/25/2019 | 40.0      |
| 122      | 1             | 1900004997          | 2000013166        | FUEL GAS SUPPLIER 14 | 12/12/2019   | 534,475.43        | 2019-11EPNG      | 217.78     | 11/1/2019         | 11/30/2019      | 30.0            | 15.0          | 11/16/19 0:00  | 12/23/2019   | 12/23/2019 | 37.5      |
| 123      | 1             | 1900004997          | 2000013166        | FUEL GAS SUPPLIER 14 | 12/12/2019   | 534,475.43        | 2019-11EPNG      | 617.87     | 11/1/2019         | 11/30/2019      | 30.0            | 15.0          | 11/16/19 0:00  | 12/23/2019   | 12/23/2019 | 37.5      |
| 124      | 1             | 1900004997          | 2000013166        | FUEL GAS SUPPLIER 14 | 12/12/2019   | 534,475.43        | 2019-11EPNG      | 3,428.96   | 11/1/2019         | 11/30/2019      | 30.0            | 15.0          | 11/16/19 0:00  | 12/23/2019   | 12/23/2019 | 37.5      |
| 125      | 1             | 1900004997          | 2000013166        | FUEL GAS SUPPLIER 14 | 12/12/2019   | 534,475.43        | 2019-11EPNG      | 3,667.45   | 11/1/2019         | 11/30/2019      | 30.0            | 15.0          | 11/16/19 0:00  | 12/23/2019   | 12/23/2019 | 37.5      |
| 126      | 1             | 1900004997          | 2000013166        | FUEL GAS SUPPLIER 14 | 12/12/2019   | 534,475.43        | 2019-11EPNG      | 5,402.01   | 11/1/2019         | 11/30/2019      | 30.0            | 15.0          | 11/16/19 0:00  | 12/23/2019   | 12/23/2019 | 37.5      |
| 127      | 1             | 1900004997          | 2000013166        | FUEL GAS SUPPLIER 14 | 12/12/2019   | 534,475.43        | 2019-11EPNG      | 10,020.66  | 11/1/2019         | 11/30/2019      | 30.0            | 15.0          | 11/16/19 0:00  | 12/23/2019   | 12/23/2019 | 37.5      |
| 128      | 1             | 1900004997          | 2000013166        | FUEL GAS SUPPLIER 14 | 12/12/2019   | 534,475.43        | 2019-11EPNG      | 556,858.20 | 11/1/2019         | 11/30/2019      | 30.0            | 15.0          | 11/16/19 0:00  | 12/23/2019   | 12/23/2019 | 37.5      |
| 129      | 1             | 1900000611          | 2000000930        | FUEL GAS SUPPLIER 14 | 1/14/2020    | 574,259.98        | 2019-12EPNG      | 15.14      | 12/1/2019         | 12/31/2019      | 31.0            | 15.5          | 12/16/19 12:00 | 1/24/2020    | 1/24/2020  | 39.0      |

**Southwestern Public Service Company - Texas  
Fuel Gas Sample  
12 Months Ended June 30, 2020**

| Line No. | Census Sample | Accounting Document | Clearing Document | Description          | Invoice Date | Invoice Amount \$ | InvoiceNo   | Amount \$  | From Service Date | To Service Date | Days of Service | Midpoint Days | Midpoint Date  | Payment Date | Due Date  | Lead Days |
|----------|---------------|---------------------|-------------------|----------------------|--------------|-------------------|-------------|------------|-------------------|-----------------|-----------------|---------------|----------------|--------------|-----------|-----------|
| 130      | 1             | 1900000611          | 200000930         | FUEL GAS SUPPLIER 14 | 1/14/2020    | 574,259.98        | 2019-12EPNG | 2,026.63   | 12/1/2019         | 12/31/2019      | 31.0            | 15.5          | 12/16/19 12:00 | 1/24/2020    | 1/24/2020 | 39.0      |
| 131      | 1             | 1900000611          | 200000930         | FUEL GAS SUPPLIER 14 | 1/14/2020    | 574,259.98        | 2019-12EPNG | 2,413.02   | 12/1/2019         | 12/31/2019      | 31.0            | 15.5          | 12/16/19 12:00 | 1/24/2020    | 1/24/2020 | 39.0      |
| 132      | 1             | 1900000611          | 200000930         | FUEL GAS SUPPLIER 14 | 1/14/2020    | 574,259.98        | 2019-12EPNG | 4,013.56   | 12/1/2019         | 12/31/2019      | 31.0            | 15.5          | 12/16/19 12:00 | 1/24/2020    | 1/24/2020 | 39.0      |
| 133      | 1             | 1900000611          | 200000930         | FUEL GAS SUPPLIER 14 | 1/14/2020    | 574,259.98        | 2019-12EPNG | 7,177.92   | 12/1/2019         | 12/31/2019      | 31.0            | 15.5          | 12/16/19 12:00 | 1/24/2020    | 1/24/2020 | 39.0      |
| 134      | 1             | 1900000611          | 200000930         | FUEL GAS SUPPLIER 14 | 1/14/2020    | 574,259.98        | 2019-12EPNG | 9,416.88   | 12/1/2019         | 12/31/2019      | 31.0            | 15.5          | 12/16/19 12:00 | 1/24/2020    | 1/24/2020 | 39.0      |
| 135      | 1             | 1900000611          | 200000930         | FUEL GAS SUPPLIER 14 | 1/14/2020    | 574,259.98        | 2019-12EPNG | 11,306.78  | 12/1/2019         | 12/31/2019      | 31.0            | 15.5          | 12/16/19 12:00 | 1/24/2020    | 1/24/2020 | 39.0      |
| 136      | 1             | 1900000611          | 200000930         | FUEL GAS SUPPLIER 14 | 1/14/2020    | 574,259.98        | 2019-12EPNG | 556,858.20 | 12/1/2019         | 12/31/2019      | 31.0            | 15.5          | 12/16/19 12:00 | 1/24/2020    | 1/24/2020 | 39.0      |
| 137      | 1             | 1900001524          | 2000002573        | FUEL GAS SUPPLIER 14 | 2/13/2020    | 600,059.18        | 2020-01EPNG | 949.47     | 1/1/2020          | 1/31/2020       | 31.0            | 15.5          | 1/16/20 12:00  | 2/25/2020    | 2/24/2020 | 40.0      |
| 138      | 1             | 1900001524          | 2000002573        | FUEL GAS SUPPLIER 14 | 2/13/2020    | 600,059.18        | 2020-01EPNG | 2,012.08   | 1/1/2020          | 1/31/2020       | 31.0            | 15.5          | 1/16/20 12:00  | 2/25/2020    | 2/24/2020 | 40.0      |
| 139      | 1             | 1900001524          | 2000002573        | FUEL GAS SUPPLIER 14 | 2/13/2020    | 600,059.18        | 2020-01EPNG | 3,800.15   | 1/1/2020          | 1/31/2020       | 31.0            | 15.5          | 1/16/20 12:00  | 2/25/2020    | 2/24/2020 | 40.0      |
| 140      | 1             | 1900001524          | 2000002573        | FUEL GAS SUPPLIER 14 | 2/13/2020    | 600,059.18        | 2020-01EPNG | 5,321.69   | 1/1/2020          | 1/31/2020       | 31.0            | 15.5          | 1/16/20 12:00  | 2/25/2020    | 2/24/2020 | 40.0      |
| 141      | 1             | 1900001524          | 2000002573        | FUEL GAS SUPPLIER 14 | 2/13/2020    | 600,059.18        | 2020-01EPNG | 13,102.61  | 1/1/2020          | 1/31/2020       | 31.0            | 15.5          | 1/16/20 12:00  | 2/25/2020    | 2/24/2020 | 40.0      |
| 142      | 1             | 1900001524          | 2000002573        | FUEL GAS SUPPLIER 14 | 2/13/2020    | 600,059.18        | 2020-01EPNG | 16,239.65  | 1/1/2020          | 1/31/2020       | 31.0            | 15.5          | 1/16/20 12:00  | 2/25/2020    | 2/24/2020 | 40.0      |
| 143      | 1             | 1900001524          | 2000002573        | FUEL GAS SUPPLIER 14 | 2/13/2020    | 600,059.18        | 2020-01EPNG | 19,053.44  | 1/1/2020          | 1/31/2020       | 31.0            | 15.5          | 1/16/20 12:00  | 2/25/2020    | 2/24/2020 | 40.0      |
| 144      | 1             | 1900001524          | 2000002573        | FUEL GAS SUPPLIER 14 | 2/13/2020    | 600,059.18        | 2020-01EPNG | 556,858.20 | 1/1/2020          | 1/31/2020       | 31.0            | 15.5          | 1/16/20 12:00  | 2/25/2020    | 2/24/2020 | 40.0      |
| 145      | 1             | 1900002805          | 200000498         | FUEL GAS SUPPLIER 14 | 3/12/2020    | 565,167.76        | 2020-02EPNG | 960.97     | 2/1/2020          | 2/29/2020       | 29.0            | 14.5          | 2/15/20 12:00  | 3/23/2020    | 3/23/2020 | 37.0      |
| 146      | 1             | 1900002805          | 200000498         | FUEL GAS SUPPLIER 14 | 3/12/2020    | 565,167.76        | 2020-02EPNG | 4,996.71   | 2/1/2020          | 2/29/2020       | 29.0            | 14.5          | 2/15/20 12:00  | 3/23/2020    | 3/23/2020 | 37.0      |
| 147      | 1             | 1900002805          | 200000498         | FUEL GAS SUPPLIER 14 | 3/12/2020    | 565,167.76        | 2020-02EPNG | 6,402.02   | 2/1/2020          | 2/29/2020       | 29.0            | 14.5          | 2/15/20 12:00  | 3/23/2020    | 3/23/2020 | 37.0      |
| 148      | 1             | 1900002805          | 200000498         | FUEL GAS SUPPLIER 14 | 3/12/2020    | 565,167.76        | 2020-02EPNG | 7,104.32   | 2/1/2020          | 2/29/2020       | 29.0            | 14.5          | 2/15/20 12:00  | 3/23/2020    | 3/23/2020 | 37.0      |
| 149      | 1             | 1900002805          | 200000498         | FUEL GAS SUPPLIER 14 | 3/12/2020    | 565,167.76        | 2020-02EPNG | 14,433.30  | 2/1/2020          | 2/29/2020       | 29.0            | 14.5          | 2/15/20 12:00  | 3/23/2020    | 3/23/2020 | 37.0      |
| 150      | 1             | 1900002805          | 200000498         | FUEL GAS SUPPLIER 14 | 3/12/2020    | 565,167.76        | 2020-02EPNG | 14,559.39  | 2/1/2020          | 2/29/2020       | 29.0            | 14.5          | 2/15/20 12:00  | 3/23/2020    | 3/23/2020 | 37.0      |
| 151      | 1             | 1900002805          | 200000498         | FUEL GAS SUPPLIER 14 | 3/12/2020    | 565,167.76        | 2020-02EPNG | 556,858.20 | 2/1/2020          | 2/29/2020       | 29.0            | 14.5          | 2/15/20 12:00  | 3/23/2020    | 3/23/2020 | 37.0      |
| 152      | 1             | 1900002854          | 2000004841        | FUEL GAS SUPPLIER 14 | 4/14/2020    | 559,874.70        | 2020-03EPNG | 344.12     | 3/1/2020          | 3/31/2020       | 31.0            | 15.5          | 3/16/20 12:00  | 4/24/2020    | 4/24/2020 | 39.0      |
| 153      | 1             | 1900002854          | 2000004841        | FUEL GAS SUPPLIER 14 | 4/14/2020    | 559,874.70        | 2020-03EPNG | 2,268.22   | 3/1/2020          | 3/31/2020       | 31.0            | 15.5          | 3/16/20 12:00  | 4/24/2020    | 4/24/2020 | 39.0      |
| 154      | 1             | 1900002854          | 2000004841        | FUEL GAS SUPPLIER 14 | 4/14/2020    | 559,874.70        | 2020-03EPNG | 5,267.42   | 3/1/2020          | 3/31/2020       | 31.0            | 15.5          | 3/16/20 12:00  | 4/24/2020    | 4/24/2020 | 39.0      |
| 155      | 1             | 1900002854          | 2000004841        | FUEL GAS SUPPLIER 14 | 4/14/2020    | 559,874.70        | 2020-03EPNG | 12,874.81  | 3/1/2020          | 3/31/2020       | 31.0            | 15.5          | 3/16/20 12:00  | 4/24/2020    | 4/24/2020 | 39.0      |
| 156      | 1             | 1900002854          | 2000004841        | FUEL GAS SUPPLIER 14 | 4/14/2020    | 559,874.70        | 2020-03EPNG | 14,073.02  | 3/1/2020          | 3/31/2020       | 31.0            | 15.5          | 3/16/20 12:00  | 4/24/2020    | 4/24/2020 | 39.0      |
| 157      | 1             | 1900002854          | 2000004841        | FUEL GAS SUPPLIER 14 | 4/14/2020    | 559,874.70        | 2020-03EPNG | 15,669.73  | 3/1/2020          | 3/31/2020       | 31.0            | 15.5          | 3/16/20 12:00  | 4/24/2020    | 4/24/2020 | 39.0      |
| 158      | 1             | 1900002854          | 2000004841        | FUEL GAS SUPPLIER 14 | 4/14/2020    | 559,874.70        | 2020-03EPNG | 556,858.20 | 3/1/2020          | 3/31/2020       | 31.0            | 15.5          | 3/16/20 12:00  | 4/24/2020    | 4/24/2020 | 39.0      |
| 159      | 1             | 1900003754          | 2000003669        | FUEL GAS SUPPLIER 14 | 5/13/2020    | 742,254.06        | 2020-04EPNG | 979.18     | 4/1/2020          | 4/30/2020       | 30.0            | 15.0          | 4/16/20 0:00   | 5/26/2020    | 5/26/2020 | 40.5      |
| 160      | 1             | 1900003754          | 2000003669        | FUEL GAS SUPPLIER 14 | 5/13/2020    | 742,254.06        | 2020-04EPNG | 4,304.97   | 4/1/2020          | 4/30/2020       | 30.0            | 15.0          | 4/16/20 0:00   | 5/26/2020    | 5/26/2020 | 40.5      |
| 161      | 1             | 1900003754          | 2000003669        | FUEL GAS SUPPLIER 14 | 5/13/2020    | 742,254.06        | 2020-04EPNG | 4,361.94   | 4/1/2020          | 4/30/2020       | 30.0            | 15.0          | 4/16/20 0:00   | 5/26/2020    | 5/26/2020 | 40.5      |
| 162      | 1             | 1900003754          | 2000003669        | FUEL GAS SUPPLIER 14 | 5/13/2020    | 742,254.06        | 2020-04EPNG | 13,156.86  | 4/1/2020          | 4/30/2020       | 30.0            | 15.0          | 4/16/20 0:00   | 5/26/2020    | 5/26/2020 | 40.5      |
| 163      | 1             | 1900003754          | 2000003669        | FUEL GAS SUPPLIER 14 | 5/13/2020    | 742,254.06        | 2020-04EPNG | 13,317.10  | 4/1/2020          | 4/30/2020       | 30.0            | 15.0          | 4/16/20 0:00   | 5/26/2020    | 5/26/2020 | 40.5      |
| 164      | 1             | 1900003754          | 2000003669        | FUEL GAS SUPPLIER 14 | 5/13/2020    | 742,254.06        | 2020-04EPNG | 13,863.14  | 4/1/2020          | 4/30/2020       | 30.0            | 15.0          | 4/16/20 0:00   | 5/26/2020    | 5/26/2020 | 40.5      |
| 165      | 1             | 1900003754          | 2000003669        | FUEL GAS SUPPLIER 14 | 5/13/2020    | 742,254.06        | 2020-04EPNG | 708,008.20 | 4/1/2020          | 4/30/2020       | 30.0            | 15.0          | 4/16/20 0:00   | 5/26/2020    | 5/26/2020 | 40.5      |
| 166      | 1             | 1900004351          | 2000007500        | FUEL GAS SUPPLIER 14 | 6/11/2020    | 696,517.75        | 2020-05EPNG | 356.03     | 5/1/2020          | 5/31/2020       | 31.0            | 15.5          | 5/16/20 12:00  | 6/22/2020    | 6/22/2020 | 37.0      |
| 167      | 1             | 1900004351          | 2000007500        | FUEL GAS SUPPLIER 14 | 6/11/2020    | 696,517.75        | 2020-05EPNG | 394.37     | 5/1/2020          | 5/31/2020       | 31.0            | 15.5          | 5/16/20 12:00  | 6/22/2020    | 6/22/2020 | 37.0      |
| 168      | 1             | 1900004351          | 2000007500        | FUEL GAS SUPPLIER 14 | 6/11/2020    | 696,517.75        | 2020-05EPNG | 835.15     | 5/1/2020          | 5/31/2020       | 31.0            | 15.5          | 5/16/20 12:00  | 6/22/2020    | 6/22/2020 | 37.0      |
| 169      | 1             | 1900004351          | 2000007500        | FUEL GAS SUPPLIER 14 | 6/11/2020    | 696,517.75        | 2020-05EPNG | 4,570.32   | 5/1/2020          | 5/31/2020       | 31.0            | 15.5          | 5/16/20 12:00  | 6/22/2020    | 6/22/2020 | 37.0      |
| 170      | 1             | 1900004351          | 2000007500        | FUEL GAS SUPPLIER 14 | 6/11/2020    | 696,517.75        | 2020-05EPNG | 5,512.18   | 5/1/2020          | 5/31/2020       | 31.0            | 15.5          | 5/16/20 12:00  | 6/22/2020    | 6/22/2020 | 37.0      |
| 171      | 1             | 1900004351          | 2000007500        | FUEL GAS SUPPLIER 14 | 6/11/2020    | 696,517.75        | 2020-05EPNG | 8,111.73   | 5/1/2020          | 5/31/2020       | 31.0            | 15.5          | 5/16/20 12:00  | 6/22/2020    | 6/22/2020 | 37.0      |
| 172      | 1             | 1900004351          | 2000007500        | FUEL GAS SUPPLIER 14 | 6/11/2020    | 696,517.75        | 2020-05EPNG | 13,596.53  | 5/1/2020          | 5/31/2020       | 31.0            | 15.5          | 5/16/20 12:00  | 6/22/2020    | 6/22/2020 | 37.0      |

**Southwestern Public Service Company - Texas  
Fuel Gas Sample  
12 Months Ended June 30, 2020**

| Line No. | Census Sample | Accounting Document | Clearing Document | Description          | Invoice Date | Invoice Amount \$ | InvoiceNo        | Amount \$    | From Service Date | To Service Date | Days of Service | Midpoint Days | Midpoint Date  | Payment Date | Due Date   | Lead Days |
|----------|---------------|---------------------|-------------------|----------------------|--------------|-------------------|------------------|--------------|-------------------|-----------------|-----------------|---------------|----------------|--------------|------------|-----------|
| 173      | 1             | 1900004351          | 2000007500        | FUEL GAS SUPPLIER 14 | 6/11/2020    | 696,517.75        | 2020-05EPNG      | 708,008.20   | 5/1/2020          | 5/31/2020       | 31.0            | 15.5          | 5/16/20 12:00  | 6/22/2020    | 6/22/2020  | 37.0      |
| 174      | 2             | 1900004387          | 2000008936        | FUEL GAS SUPPLIER 15 | 8/13/2019    | 428,602.64        | 072019-SL581579  | 428,602.64   | 7/1/2019          | 7/31/2019       | 31.0            | 15.5          | 7/16/19 12:00  | 8/26/2019    | 8/25/2019  | 41.0      |
| 175      | 1             | 1900003298          | 2000008510        | FUEL GAS SUPPLIER 15 | 9/18/2019    | 1,223,398.76      | 082019-SL581579  | 1,223,153.40 | 8/1/2019          | 8/31/2019       | 31.0            | 15.5          | 8/16/19 12:00  | 9/25/2019    | 9/28/2019  | 43.0      |
| 176      | 1             | 1900004240          | 2000011147        | FUEL GAS SUPPLIER 15 | 10/16/2019   | 1,383,399.01      | 092019-SLB1579   | 1,383,399.01 | 9/1/2019          | 9/30/2019       | 30.0            | 15.0          | 9/16/19 0:00   | 10/25/2019   | 10/26/2019 | 40.5      |
| 177      | 1             | 1900002762          | 2000013787        | FUEL GAS SUPPLIER 15 | 11/21/2019   | 1,226,895.00      | 102019-SL581579  | 1,226,895.00 | 10/1/2019         | 10/31/2019      | 31.0            | 15.5          | 10/16/19 12:00 | 11/25/2019   | 11/25/2019 | 40.0      |
| 178      | 1             | 1900005607          | 2000013518        | FUEL GAS SUPPLIER 15 | 12/10/2019   | 1,148,500.00      | 112019-SL581579  | 1,148,500.00 | 11/1/2019         | 11/30/2019      | 30.0            | 15.0          | 11/16/19 0:00  | 12/26/2019   | 12/25/2019 | 40.5      |
| 179      | 1             | 1900000992          | 2000010882        | FUEL GAS SUPPLIER 15 | 1/22/2020    | 1,498,520.00      | 122019-SL581579  | 1,498,520.00 | 12/1/2019         | 12/31/2019      | 31.0            | 15.5          | 12/16/19 12:00 | 1/27/2020    | 2/1/2020   | 47.0      |
| 180      | 1             | 190000313           | 2000002622        | FUEL GAS SUPPLIER 15 | 2/11/2020    | 1,080,922.29      | 012020-SL581579  | 1,080,922.29 | 1/1/2020          | 1/31/2020       | 31.0            | 15.5          | 1/16/20 12:00  | 2/25/2020    | 2/25/2020  | 40.0      |
| 181      | 2             | 1900001875          | 2000004951        | FUEL GAS SUPPLIER 15 | 4/13/2020    | 188,967.50        | 032020-SL581579  | 188,967.50   | 3/1/2020          | 3/31/2020       | 31.0            | 15.5          | 3/16/20 12:00  | 4/27/2020    | 4/25/2020  | 42.0      |
| 182      | 1             | 1900004600          | 2000000095        | FUEL GAS SUPPLIER 15 | 6/10/2020    | 1,214,070.00      | 052020-SL581579  | 1,214,070.00 | 5/1/2020          | 5/31/2020       | 31.0            | 15.5          | 5/16/20 12:00  | 6/25/2020    | 6/25/2020  | 40.0      |
| 183      | 2             | 1900001078          | 2000006645        | FUEL GAS SUPPLIER 16 | 7/18/2019    | 496,517.00        | MS20190681529-0  | 496,517.00   | 6/1/2019          | 6/30/2019       | 30.0            | 15.0          | 6/16/19 0:00   | 7/25/2019    | 7/29/2019  | 43.5      |
| 184      | 1             | 1900003027          | 2000008937        | FUEL GAS SUPPLIER 16 | 8/20/2019    | 2,030,931.36      | MS20190782597-0  | 4,093.77     | 7/1/2019          | 7/31/2019       | 31.0            | 15.5          | 7/16/19 12:00  | 8/26/2019    | 8/30/2019  | 45.0      |
| 185      | 1             | 1900003027          | 2000008937        | FUEL GAS SUPPLIER 16 | 8/20/2019    | 2,030,931.36      | MS20190782597-0  | 2,026,837.57 | 7/1/2019          | 7/31/2019       | 31.0            | 15.5          | 7/16/19 12:00  | 8/26/2019    | 8/30/2019  | 45.0      |
| 186      | 1             | 1900003396          | 2000011151        | FUEL GAS SUPPLIER 16 | 9/20/2019    | 3,212,370.77      | MS20190883749-0  | 4,058.54     | 8/1/2019          | 8/31/2019       | 31.0            | 15.5          | 8/16/19 12:00  | 9/25/2019    | 9/30/2019  | 45.0      |
| 187      | 1             | 1900003396          | 2000011151        | FUEL GAS SUPPLIER 16 | 9/20/2019    | 3,212,370.77      | MS20190883749-0  | 3,208,312.22 | 8/1/2019          | 8/31/2019       | 31.0            | 15.5          | 8/16/19 12:00  | 9/25/2019    | 9/30/2019  | 45.0      |
| 188      | 1             | 1900004476          | 2000011148        | FUEL GAS SUPPLIER 16 | 10/21/2019   | 3,244,281.36      | MS20190984747-0  | 4,817.47     | 9/1/2019          | 9/30/2019       | 30.0            | 15.0          | 9/16/19 0:00   | 10/25/2019   | 10/31/2019 | 45.5      |
| 189      | 1             | 1900004476          | 2000011148        | FUEL GAS SUPPLIER 16 | 10/21/2019   | 3,244,281.36      | MS20190984747-0  | 3,239,463.89 | 9/1/2019          | 9/30/2019       | 30.0            | 15.0          | 9/16/19 0:00   | 10/25/2019   | 10/31/2019 | 45.5      |
| 190      | 1             | 1900001771          | 2000011788        | FUEL GAS SUPPLIER 16 | 11/19/2019   | 693,712.58        | MS20191085793-0  | 693,712.58   | 10/1/2019         | 10/31/2019      | 31.0            | 15.5          | 10/16/19 12:00 | 11/25/2019   | 11/29/2019 | 44.0      |
| 191      | 1             | 1900005047          | 2000012706        | FUEL GAS SUPPLIER 16 | 11/19/2019   | 2,092,850.48      | MS20191085793-0  | 2,092,850.48 | 10/1/2019         | 10/31/2019      | 31.0            | 15.5          | 10/16/19 12:00 | 11/29/2019   | 11/29/2019 | 44.0      |
| 192      | 1             | 1900005954          | 2000013804        | FUEL GAS SUPPLIER 16 | 12/17/2019   | 886,026.26        | MS20191186876-0  | 886,026.26   | 11/1/2019         | 11/30/2019      | 30.0            | 15.0          | 11/16/19 0:00  | 12/24/2019   | 12/27/2019 | 41.5      |
| 193      | 1             | 1900000812          | 2000010083        | FUEL GAS SUPPLIER 16 | 1/23/2020    | 1,601,614.27      | MS20191287950-0  | 1,596,772.73 | 1/21/2019         | 1/23/2020       | 31.0            | 15.5          | 1/21/19 12:00  | 1/27/2020    | 2/3/2020   | 49.0      |
| 194      | 1             | 1900000812          | 2000010083        | FUEL GAS SUPPLIER 16 | 1/23/2020    | 1,601,614.27      | MS20191287950-0  | 1,596,772.73 | 1/21/2019         | 1/23/2020       | 31.0            | 15.5          | 1/21/19 12:00  | 1/27/2020    | 2/3/2020   | 49.0      |
| 195      | 1             | 1900001264          | 2000002623        | FUEL GAS SUPPLIER 16 | 2/21/2020    | 1,243,164.71      | MS20200188896-0  | 655.59       | 1/1/2020          | 1/31/2020       | 31.0            | 15.5          | 1/16/20 12:00  | 2/25/2020    | 3/2/2020   | 46.0      |
| 196      | 1             | 1900001264          | 2000002623        | FUEL GAS SUPPLIER 16 | 2/21/2020    | 1,243,164.71      | MS20200188896-0  | 1,242,509.12 | 1/1/2020          | 1/31/2020       | 31.0            | 15.5          | 1/16/20 12:00  | 2/25/2020    | 3/2/2020   | 46.0      |
| 197      | 1             | 190000152           | 2000003782        | FUEL GAS SUPPLIER 16 | 3/18/2020    | 1,098,609.43      | MS20200289836-0  | 2,322.99     | 2/1/2020          | 2/29/2020       | 29.0            | 14.5          | 2/15/20 12:00  | 3/25/2020    | 3/30/2020  | 44.0      |
| 198      | 1             | 190000152           | 2000003782        | FUEL GAS SUPPLIER 16 | 3/18/2020    | 1,098,609.43      | MS20200289836-0  | 1,096,286.44 | 2/1/2020          | 2/29/2020       | 29.0            | 14.5          | 2/15/20 12:00  | 3/25/2020    | 3/30/2020  | 44.0      |
| 199      | 1             | 1900001039          | 2000004952        | FUEL GAS SUPPLIER 16 | 4/17/2020    | 918,978.16        | MS20200390804-0  | 316.15       | 3/1/2020          | 3/31/2020       | 31.0            | 15.5          | 3/16/20 12:00  | 4/27/2020    | 4/27/2020  | 42.0      |
| 200      | 1             | 1900001039          | 2000004952        | FUEL GAS SUPPLIER 16 | 4/17/2020    | 918,978.16        | MS20200390804-0  | 918,662.02   | 3/1/2020          | 3/31/2020       | 31.0            | 15.5          | 3/16/20 12:00  | 4/27/2020    | 4/27/2020  | 42.0      |
| 201      | 1             | 1900003494          | 2000006453        | FUEL GAS SUPPLIER 16 | 5/21/2020    | 650,948.13        | MS20200491936-0  | 651,567.79   | 4/1/2020          | 4/30/2020       | 30.0            | 15.0          | 4/16/20 0:00   | 5/26/2020    | 6/1/2020   | 46.5      |
| 202      | 1             | 1900001409          | 2000000096        | FUEL GAS SUPPLIER 16 | 6/16/2020    | 2,325,412.43      | MS20200592838-0  | 2,325,412.43 | 5/1/2020          | 5/31/2020       | 31.0            | 15.5          | 5/16/20 12:00  | 6/25/2020    | 6/26/2020  | 41.0      |
| 203      | 2             | 1900003919          | 2000011149        | FUEL GAS SUPPLIER 17 | 10/14/2019   | 19,727.50         | 2019-09HYDROCARB | 19,727.50    | 9/6/2019          | 9/25/2019       | 20.0            | 10.0          | 9/16/19 0:00   | 10/25/2019   | 10/25/2019 | 39.5      |
| 204      | 2             | 1900001971          | 2000013789        | FUEL GAS SUPPLIER 17 | 11/12/2019   | 40,137.50         | OCTOBER2019      | 40,137.50    | 10/2/2019         | 10/23/2019      | 22.0            | 11.0          | 10/13/19 0:00  | 11/25/2019   | 11/25/2019 | 43.5      |
| 205      | 2             | 1900002491          | 2000002624        | FUEL GAS SUPPLIER 17 | 2/21/2020    | 104,850.00        | JANUARY2020      | 104,850.00   | 1/1/2020          | 1/31/2020       | 31.0            | 15.5          | 1/16/20 12:00  | 2/25/2020    | 2/25/2020  | 40.0      |
| 206      | 2             | 1900001929          | 2000010660        | FUEL GAS SUPPLIER 18 | 9/13/2019    | 17,264.75         | 409904           | 17,264.75    | 8/1/2019          | 8/27/2019       | 27.0            | 13.5          | 8/14/19 12:00  | 9/25/2019    | 9/25/2019  | 42.0      |
| 207      | 2             | 1900002715          | 2000003790        | FUEL GAS SUPPLIER 18 | 3/11/2020    | 112,626.36        | 459440           | 112,626.36   | 2/3/2020          | 2/28/2020       | 26.0            | 13.0          | 2/16/20 0:00   | 3/25/2020    | 3/25/2020  | 38.5      |
| 208      | 2             | 1900002463          | 2000006420        | FUEL GAS SUPPLIER 18 | 5/12/2020    | 127,828.32        | 476361           | 953.32       | 4/3/2020          | 4/23/2020       | 21.0            | 10.5          | 4/13/20 12:00  | 5/26/2020    | 5/26/2020  | 43.0      |
| 209      | 2             | 1900002463          | 2000006420        | FUEL GAS SUPPLIER 18 | 5/12/2020    | 127,828.32        | 476361           | 126,875.00   | 4/3/2020          | 4/23/2020       | 21.0            | 10.5          | 4/13/20 12:00  | 5/26/2020    | 5/26/2020  | 43.0      |
| 210      | 2             | 1900002019          | 2000005178        | FUEL GAS SUPPLIER 18 | 6/10/2020    | 233,263.00        | 485150           | 233,263.00   | 5/1/2020          | 5/19/2020       | 19.0            | 9.5           | 5/10/20 12:00  | 6/25/2020    | 6/25/2020  | 46.0      |
| 211      | 2             | 1900003802          | 200001081         | FUEL GAS SUPPLIER 19 | 9/8/2019     | 172,938.72        | GAS100123483     | 172,938.72   | 8/1/2019          | 8/31/2019       | 31.0            | 15.5          | 8/16/19 12:00  | 9/25/2019    | 9/25/2019  | 42.0      |
| 212      | 2             | 1900001153          | 200001013         | FUEL GAS SUPPLIER 19 | 1/23/2020    | 300,443.00        | GAS100130509     | 300,443.00   | 12/1/2019         | 12/31/2019      | 31.0            | 15.5          | 12/16/19 12:00 | 1/27/2020    | 1/27/2020  | 40.0      |
| 213      | 2             | 1900000903          | 2000002577        | FUEL GAS SUPPLIER 19 | 2/9/2020     | 71,670.51         | GAS100132233     | 71,670.51    | 1/1/2020          | 1/31/2020       | 31.0            | 15.5          | 1/16/20 12:00  | 2/25/2020    | 2/25/2020  | 40.0      |
| 214      | 2             | 1900004278          | 2000009529        | FUEL GAS SUPPLIER 20 | 8/26/2019    | 90,000.00         | 2019-10POWERTEXT | 90,000.00    | 7/1/2019          | 7/31/2019       | 31.0            | 15.5          | 7/16/19 12:00  | 8/30/2019    | 9/5/2019   | 51.0      |
| 215      | 2             | 1900003898          | 2000013962        | FUEL GAS SUPPLIER 20 | 11/21/2019   | 90,000.00         | 2019-10POWERTEXT | 90,000.00    | 10/1/2019         | 10/31/2019      | 31.0            | 15.5          | 10/16/19 12:00 | 11/29/2019   | 12/1/2019  | 46.0      |

**Southwestern Public Service Company - Texas  
Fuel Gas Sample  
12 Months Ended June 30, 2020**

| Line No. | Census Sample | Accounting Document | Clearing Document | Description          | Invoice Date | Invoice Amount \$ | InvoiceNo         | Amount \$  | From Service Date | To Service Date | Days of Service | Midpoint Days | Midpoint Date  | Payment Date | Due Date   | Lead Days |
|----------|---------------|---------------------|-------------------|----------------------|--------------|-------------------|-------------------|------------|-------------------|-----------------|-----------------|---------------|----------------|--------------|------------|-----------|
| 216      | 2             | 1900002000          | 2000001350        | FUEL GAS SUPPLIER 20 | 1/23/2020    | 90,000.00         | 2019-12-POWERTEX  | 90,000.00  | 12/1/2019         | 12/31/2019      | 31.0            | 15.5          | 12/16/19 12:00 | 1/31/2020    | 2/2/2020   | 48.0      |
| 217      | 2             | 1900002542          | 2000003953        | FUEL GAS SUPPLIER 20 | 3/18/2020    | 90,000.00         | 2020-02-POWERTEX  | 90,000.00  | 2/1/2020          | 2/29/2020       | 29.0            | 14.5          | 2/15/20 12:00  | 3/30/2020    | 3/28/2020  | 44.0      |
| 218      | 2             | 190000118           | 2000005141        | FUEL GAS SUPPLIER 20 | 4/24/2020    | 90,000.00         | 2020-03-POWERTEX  | 90,000.00  | 3/1/2020          | 3/31/2020       | 31.0            | 15.5          | 3/16/20 12:00  | 4/30/2020    | 5/4/2020   | 49.0      |
| 219      | 2             | 1900003592          | 2000010580        | FUEL GAS SUPPLIER 21 | 10/15/2019   | 103,909.06        | 2019-10-PIINACLE  | 5,417.06   | 9/1/2019          | 9/30/2019       | 30.0            | 15.0          | 9/16/19 0:00   | 10/30/2019   | 10/31/2019 | 45.5      |
| 220      | 2             | 1900003592          | 2000010580        | FUEL GAS SUPPLIER 21 | 10/15/2019   | 103,909.06        | 2019-10-PIINACLE  | 98,491.98  | 9/1/2019          | 9/30/2019       | 30.0            | 15.0          | 9/16/19 0:00   | 10/30/2019   | 10/31/2019 | 45.5      |
| 221      | 2             | 1900003789          | 2000015033        | FUEL GAS SUPPLIER 21 | 12/16/2019   | 103,909.06        | 2019-12-PIINACLE  | 5,417.06   | 11/1/2019         | 11/30/2019      | 30.0            | 15.0          | 11/16/19 0:00  | 12/30/2019   | 12/31/2019 | 45.5      |
| 222      | 2             | 1900003789          | 2000015033        | FUEL GAS SUPPLIER 21 | 12/16/2019   | 103,909.06        | 2019-12-PIINACLE  | 98,491.98  | 11/1/2019         | 11/30/2019      | 30.0            | 15.0          | 11/16/19 0:00  | 12/30/2019   | 12/31/2019 | 45.5      |
| 223      | 2             | 1900000954          | 2000002800        | FUEL GAS SUPPLIER 21 | 2/17/2020    | 103,909.06        | 2020-02-PIINACLE  | 5,417.06   | 1/1/2020          | 1/31/2020       | 31.0            | 15.5          | 1/16/20 12:00  | 2/28/2020    | 3/3/2020   | 47.0      |
| 224      | 2             | 1900000954          | 2000002800        | FUEL GAS SUPPLIER 21 | 2/17/2020    | 103,909.06        | 2020-02-PIINACLE  | 98,491.98  | 1/1/2020          | 1/31/2020       | 31.0            | 15.5          | 1/16/20 12:00  | 2/28/2020    | 3/3/2020   | 47.0      |
| 225      | 2             | 1900001146          | 2000003467        | FUEL GAS SUPPLIER 21 | 3/17/2020    | 103,909.06        | 2020-03-PIINACLE  | 5,417.06   | 2/1/2020          | 2/29/2020       | 29.0            | 14.5          | 2/15/20 12:00  | 3/31/2020    | 4/1/2020   | 46.0      |
| 226      | 2             | 1900001146          | 2000003467        | FUEL GAS SUPPLIER 21 | 3/17/2020    | 103,909.06        | 2020-03-PIINACLE  | 98,491.98  | 2/1/2020          | 2/29/2020       | 29.0            | 14.5          | 2/15/20 12:00  | 3/31/2020    | 4/1/2020   | 46.0      |
| 227      | 2             | 1900000984          | 2000010017        | FUEL GAS SUPPLIER 22 | 8/14/2019    | 155,790.00        | 31882             | 155,790.00 | 7/12/2019         | 7/31/2019       | 20.0            | 10.0          | 7/22/19 0:00   | 8/26/2019    | 8/26/2019  | 35.5      |
| 228      | 2             | 1900004696          | 2000012201        | FUEL GAS SUPPLIER 22 | 10/21/2019   | 66,495.00         | 32025             | 66,495.00  | 9/1/2019          | 9/9/2019        | 9.0             | 4.5           | 9/5/19 12:00   | 10/25/2019   | 10/25/2019 | 50.0      |
| 229      | 2             | 1900000651          | 200001020         | FUEL GAS SUPPLIER 22 | 1/15/2020    | 213,864.00        | 32210             | 213,864.00 | 12/6/2019         | 12/31/2019      | 26.0            | 13.0          | 12/19/19 0:00  | 1/27/2020    | 1/27/2020  | 39.5      |
| 230      | 2             | 1900000195          | 2000004924        | FUEL GAS SUPPLIER 22 | 4/15/2020    | 27,250.00         | 21105             | 27,250.00  | 3/4/2020          | 3/19/2020       | 16.0            | 8.0           | 3/12/20 0:00   | 4/27/2020    | 4/27/2020  | 46.5      |
| 231      | 2             | 1900001761          | 2000008336        | FUEL GAS SUPPLIER 23 | 7/16/2019    | 160,232.74        | 259907            | 160,232.74 | 6/1/2019          | 6/20/2019       | 20.0            | 10.0          | 6/11/19 0:00   | 7/25/2019    | 7/25/2019  | 44.5      |
| 232      | 2             | 1900003779          | 2000011082        | FUEL GAS SUPPLIER 23 | 9/20/2019    | 371,148.39        | 262129            | 371,148.39 | 8/1/2019          | 8/31/2019       | 31.0            | 15.5          | 8/16/19 12:00  | 9/25/2019    | 9/25/2019  | 43.0      |
| 233      | 2             | 1900006253          | 2000014832        | FUEL GAS SUPPLIER 23 | 12/19/2019   | 331,540.07        | 265525            | 331,540.07 | 11/1/2019         | 11/25/2019      | 25.0            | 12.5          | 11/13/19 12:00 | 12/24/2019   | 12/26/2019 | 40.0      |
| 234      | 1             | 1900002501          | 2000002578        | FUEL GAS SUPPLIER 23 | 1/12/2020    | 875,079.42        | 267870            | 875,079.42 | 1/1/2020          | 1/31/2020       | 31.0            | 15.5          | 1/16/20 12:00  | 2/25/2020    | 2/25/2020  | 40.0      |
| 235      | 1             | 1900002014          | 2000001627        | FUEL GAS SUPPLIER 23 | 3/20/2020    | 713,372.05        | 268668            | 713,372.05 | 2/1/2020          | 2/29/2020       | 29.0            | 14.5          | 2/15/20 12:00  | 3/25/2020    | 3/25/2020  | 39.0      |
| 236      | 1             | 1900002105          | 2000002799        | FUEL GAS SUPPLIER 23 | 4/22/2020    | 582,464.10        | 270186            | 582,464.10 | 3/2/2020          | 3/31/2020       | 30.0            | 15.0          | 3/17/20 0:00   | 4/27/2020    | 4/27/2020  | 41.5      |
| 237      | 2             | 1900003209          | 2000006462        | FUEL GAS SUPPLIER 23 | 5/21/2020    | 444,464.30        | 271363            | 444,464.30 | 4/1/2020          | 4/30/2020       | 30.0            | 15.0          | 4/16/20 0:00   | 5/27/2020    | 5/26/2020  | 41.5      |
| 238      | 2             | 1900001219          | 2000007580        | FUEL GAS SUPPLIER 23 | 6/5/2020     | 315,947.50        | 271804            | 315,947.50 | 5/1/2020          | 5/28/2020       | 28.0            | 14.0          | 5/15/20 0:00   | 6/25/2020    | 6/25/2020  | 41.5      |
| 239      | 2             | 1900002850          | 2000001276        | FUEL GAS SUPPLIER 24 | 2/6/2020     | 45,315.11         | 2020-01NGPL       | 263.05     | 1/1/2020          | 1/31/2020       | 31.0            | 15.5          | 1/16/20 12:00  | 2/18/2020    | 2/18/2020  | 33.0      |
| 240      | 2             | 1900002850          | 2000001276        | FUEL GAS SUPPLIER 24 | 2/6/2020     | 45,315.11         | 2020-01NGPL       | 578.19     | 1/1/2020          | 1/31/2020       | 31.0            | 15.5          | 1/16/20 12:00  | 2/18/2020    | 2/18/2020  | 33.0      |
| 241      | 2             | 1900002850          | 2000001276        | FUEL GAS SUPPLIER 24 | 2/6/2020     | 45,315.11         | 2020-01NGPL       | 44,473.90  | 1/1/2020          | 1/31/2020       | 31.0            | 15.5          | 1/16/20 12:00  | 2/18/2020    | 2/18/2020  | 33.0      |
| 242      | 2             | 1900002850          | 2000003390        | FUEL GAS SUPPLIER 24 | 3/5/2020     | 41,693.27         | 2020-02NGPL       | 242.50     | 2/1/2020          | 2/29/2020       | 29.0            | 14.5          | 2/15/20 12:00  | 3/16/2020    | 3/16/2020  | 30.0      |
| 243      | 2             | 1900003210          | 2000003390        | FUEL GAS SUPPLIER 24 | 3/5/2020     | 41,693.27         | 2020-02NGPL       | 533.21     | 2/1/2020          | 2/29/2020       | 29.0            | 14.5          | 2/15/20 12:00  | 3/16/2020    | 3/16/2020  | 30.0      |
| 244      | 2             | 1900003210          | 2000003390        | FUEL GAS SUPPLIER 24 | 3/5/2020     | 41,693.27         | 2020-02NGPL       | 41,015.00  | 2/1/2020          | 2/29/2020       | 29.0            | 14.5          | 2/15/20 12:00  | 3/16/2020    | 3/16/2020  | 30.0      |
| 245      | 1             | 1900001489          | 2000004240        | FUEL GAS SUPPLIER 25 | 7/11/2019    | 1,449,380.03      | 2019-05NINGDEMAND | 211,700.03 | 6/1/2019          | 6/30/2019       | 30.0            | 15.0          | 6/16/19 0:00   | 7/11/2019    | 7/11/2019  | 25.5      |
| 246      | 1             | 1900001489          | 2000004240        | FUEL GAS SUPPLIER 25 | 7/11/2019    | 1,449,380.03      | 2019-05NINGDEMAND | 508,080.00 | 6/1/2019          | 6/30/2019       | 30.0            | 15.0          | 6/16/19 0:00   | 7/11/2019    | 7/11/2019  | 25.5      |
| 247      | 1             | 1900001489          | 2000004240        | FUEL GAS SUPPLIER 25 | 7/11/2019    | 1,449,380.03      | 2019-05NINGDEMAND | 729,600.00 | 6/1/2019          | 6/30/2019       | 30.0            | 15.0          | 6/16/19 0:00   | 7/11/2019    | 7/11/2019  | 25.5      |
| 248      | 2             | 1900004086          | 2000008214        | FUEL GAS SUPPLIER 25 | 7/11/2019    | 134,540.03        | 2019-06NING       | 203.10     | 6/1/2019          | 6/30/2019       | 30.0            | 15.0          | 6/16/19 0:00   | 7/22/2019    | 7/22/2019  | 36.5      |
| 249      | 2             | 1900004086          | 2000008214        | FUEL GAS SUPPLIER 25 | 7/11/2019    | 134,540.03        | 2019-06NING       | 5,402.09   | 6/1/2019          | 6/30/2019       | 30.0            | 15.0          | 6/16/19 0:00   | 7/22/2019    | 7/22/2019  | 36.5      |
| 250      | 2             | 1900004086          | 2000008214        | FUEL GAS SUPPLIER 25 | 7/11/2019    | 134,540.03        | 2019-06NING       | 6,391.05   | 6/1/2019          | 6/30/2019       | 30.0            | 15.0          | 6/16/19 0:00   | 7/22/2019    | 7/22/2019  | 36.5      |
| 251      | 2             | 1900004086          | 2000008214        | FUEL GAS SUPPLIER 25 | 7/11/2019    | 134,540.03        | 2019-06NING       | 6,723.24   | 6/1/2019          | 6/30/2019       | 30.0            | 15.0          | 6/16/19 0:00   | 7/22/2019    | 7/22/2019  | 36.5      |
| 252      | 2             | 1900004086          | 2000008214        | FUEL GAS SUPPLIER 25 | 7/11/2019    | 134,540.03        | 2019-06NING       | 18,963.43  | 6/1/2019          | 6/30/2019       | 30.0            | 15.0          | 6/16/19 0:00   | 7/22/2019    | 7/22/2019  | 36.5      |
| 253      | 2             | 1900004086          | 2000008214        | FUEL GAS SUPPLIER 25 | 7/11/2019    | 134,540.03        | 2019-06NING       | 25,771.89  | 6/1/2019          | 6/30/2019       | 30.0            | 15.0          | 6/16/19 0:00   | 7/22/2019    | 7/22/2019  | 36.5      |
| 254      | 2             | 1900004086          | 2000008214        | FUEL GAS SUPPLIER 25 | 7/11/2019    | 134,540.03        | 2019-06NING       | 71,085.14  | 6/1/2019          | 6/30/2019       | 30.0            | 15.0          | 6/16/19 0:00   | 7/22/2019    | 7/22/2019  | 36.5      |
| 255      | 2             | 1900004086          | 2000008906        | FUEL GAS SUPPLIER 25 | 8/12/2019    | 1,449,380.03      | 2019-07NINGDEMAND | 211,700.03 | 7/1/2019          | 7/31/2019       | 31.0            | 15.5          | 7/16/19 12:00  | 8/12/2019    | 8/12/2019  | 27.0      |
| 256      | 1             | 1900003958          | 2000008906        | FUEL GAS SUPPLIER 25 | 8/12/2019    | 1,449,380.03      | 2019-07NINGDEMAND | 508,080.00 | 7/1/2019          | 7/31/2019       | 31.0            | 15.5          | 7/16/19 12:00  | 8/12/2019    | 8/12/2019  | 27.0      |
| 257      | 1             | 1900003958          | 2000008906        | FUEL GAS SUPPLIER 25 | 8/12/2019    | 1,449,380.03      | 2019-07NINGDEMAND | 729,600.00 | 7/1/2019          | 7/31/2019       | 31.0            | 15.5          | 7/16/19 12:00  | 8/12/2019    | 8/12/2019  | 27.0      |
| 258      | 2             | 1900001110          | 2000008883        | FUEL GAS SUPPLIER 25 | 8/12/2019    | 113,922.74        | 2019-07NING       | 2,363.59   | 7/1/2019          | 7/31/2019       | 31.0            | 15.5          | 7/16/19 12:00  | 8/23/2019    | 8/23/2019  | 38.0      |

Southwestern Public Service Company - Texas  
 Fuel Gas Sample  
 12 Months Ended June 30, 2020

| Line No. | Census Sample | Accounting Document | Clearing Document | Description          | Invoice Date | Invoice Amount \$ | InvoiceNo        | Amount \$  | From Service Date | To Service Date | Days of Service | Midpoint Days | Midpoint Date  | Payment Date | Due Date   | Lead Days |
|----------|---------------|---------------------|-------------------|----------------------|--------------|-------------------|------------------|------------|-------------------|-----------------|-----------------|---------------|----------------|--------------|------------|-----------|
| 259      | 2             | 1900001110          | 2000008883        | FUEL GAS SUPPLIER 25 | 8/12/2019    | 113,922.74        | 2019-07NNG       | 2,608.58   | 7/1/2019          | 7/31/2019       | 31.0            | 15.5          | 7/16/19 12:00  | 8/23/2019    | 8/23/2019  | 38.0      |
| 260      | 2             | 1900001110          | 2000008883        | FUEL GAS SUPPLIER 25 | 8/12/2019    | 113,922.74        | 2019-07NNG       | 4,286.01   | 7/1/2019          | 7/31/2019       | 31.0            | 15.5          | 7/16/19 12:00  | 8/23/2019    | 8/23/2019  | 38.0      |
| 261      | 2             | 1900001110          | 2000008883        | FUEL GAS SUPPLIER 25 | 8/12/2019    | 113,922.74        | 2019-07NNG       | 9,807.48   | 7/1/2019          | 7/31/2019       | 31.0            | 15.5          | 7/16/19 12:00  | 8/23/2019    | 8/23/2019  | 38.0      |
| 262      | 2             | 1900001110          | 2000008883        | FUEL GAS SUPPLIER 25 | 8/12/2019    | 113,922.74        | 2019-07NNG       | 10,669.59  | 7/1/2019          | 7/31/2019       | 31.0            | 15.5          | 7/16/19 12:00  | 8/23/2019    | 8/23/2019  | 38.0      |
| 263      | 2             | 1900001110          | 2000008883        | FUEL GAS SUPPLIER 25 | 8/12/2019    | 113,922.74        | 2019-07NNG       | 19,840.32  | 7/1/2019          | 7/31/2019       | 31.0            | 15.5          | 7/16/19 12:00  | 8/23/2019    | 8/23/2019  | 38.0      |
| 264      | 2             | 1900001110          | 2000008883        | FUEL GAS SUPPLIER 25 | 8/12/2019    | 113,922.74        | 2019-07NNG       | 66,236.17  | 7/1/2019          | 7/31/2019       | 31.0            | 15.5          | 7/16/19 12:00  | 8/23/2019    | 8/23/2019  | 38.0      |
| 265      | 1             | 1900003626          | 2000010444        | FUEL GAS SUPPLIER 25 | 9/3/2019     | 1,449,380.03      | 2019-08NNGRESER  | 211,700.03 | 8/1/2019          | 8/31/2019       | 31.0            | 15.5          | 8/16/19 12:00  | 9/13/2019    | 9/13/2019  | 28.0      |
| 266      | 1             | 1900003626          | 2000010444        | FUEL GAS SUPPLIER 25 | 9/3/2019     | 1,449,380.03      | 2019-08NNGRESER  | 508,080.00 | 8/1/2019          | 8/31/2019       | 31.0            | 15.5          | 8/16/19 12:00  | 9/13/2019    | 9/13/2019  | 28.0      |
| 267      | 1             | 1900003626          | 2000010444        | FUEL GAS SUPPLIER 25 | 9/3/2019     | 1,449,380.03      | 2019-08NNGRESER  | 729,600.00 | 8/1/2019          | 8/31/2019       | 31.0            | 15.5          | 8/16/19 12:00  | 9/13/2019    | 9/13/2019  | 28.0      |
| 268      | 2             | 1900004704          | 2000011012        | FUEL GAS SUPPLIER 25 | 9/12/2019    | 150,670.22        | 2019-08NNGTRANSP | 1,406.54   | 8/1/2019          | 8/31/2019       | 31.0            | 15.5          | 8/16/19 12:00  | 9/23/2019    | 9/23/2019  | 38.0      |
| 269      | 2             | 1900004704          | 2000011012        | FUEL GAS SUPPLIER 25 | 9/12/2019    | 150,670.22        | 2019-08NNGTRANSP | 4,261.25   | 8/1/2019          | 8/31/2019       | 31.0            | 15.5          | 8/16/19 12:00  | 9/23/2019    | 9/23/2019  | 38.0      |
| 270      | 2             | 1900004704          | 2000011012        | FUEL GAS SUPPLIER 25 | 9/12/2019    | 150,670.22        | 2019-08NNGTRANSP | 5,749.78   | 8/1/2019          | 8/31/2019       | 31.0            | 15.5          | 8/16/19 12:00  | 9/23/2019    | 9/23/2019  | 38.0      |
| 271      | 2             | 1900004704          | 2000011012        | FUEL GAS SUPPLIER 25 | 9/12/2019    | 150,670.22        | 2019-08NNGTRANSP | 8,668.78   | 8/1/2019          | 8/31/2019       | 31.0            | 15.5          | 8/16/19 12:00  | 9/23/2019    | 9/23/2019  | 38.0      |
| 272      | 2             | 1900004704          | 2000011012        | FUEL GAS SUPPLIER 25 | 9/12/2019    | 150,670.22        | 2019-08NNGTRANSP | 12,782.51  | 8/1/2019          | 8/31/2019       | 31.0            | 15.5          | 8/16/19 12:00  | 9/23/2019    | 9/23/2019  | 38.0      |
| 273      | 2             | 1900004704          | 2000011012        | FUEL GAS SUPPLIER 25 | 9/12/2019    | 150,670.22        | 2019-08NNGTRANSP | 63,608.50  | 8/1/2019          | 8/31/2019       | 31.0            | 15.5          | 8/16/19 12:00  | 9/23/2019    | 9/23/2019  | 38.0      |
| 274      | 2             | 1900004704          | 2000011012        | FUEL GAS SUPPLIER 25 | 9/12/2019    | 150,670.22        | 2019-08NNGTRANSP | 70,864.71  | 8/1/2019          | 8/31/2019       | 31.0            | 15.5          | 8/16/19 12:00  | 9/23/2019    | 9/23/2019  | 38.0      |
| 275      | 1             | 1900004675          | 2000009935        | FUEL GAS SUPPLIER 25 | 10/1/2019    | 1,449,380.03      | 2019-09NNGRESER  | 211,700.03 | 9/1/2019          | 9/30/2019       | 30.0            | 15.0          | 9/16/19 0:00   | 10/11/2019   | 10/11/2019 | 25.5      |
| 276      | 1             | 1900004675          | 2000009935        | FUEL GAS SUPPLIER 25 | 10/1/2019    | 1,449,380.03      | 2019-09NNGRESER  | 508,080.00 | 9/1/2019          | 9/30/2019       | 30.0            | 15.0          | 9/16/19 0:00   | 10/11/2019   | 10/11/2019 | 25.5      |
| 277      | 1             | 1900004675          | 2000009935        | FUEL GAS SUPPLIER 25 | 10/1/2019    | 1,449,380.03      | 2019-09NNGRESER  | 729,600.00 | 9/1/2019          | 9/30/2019       | 30.0            | 15.0          | 9/16/19 0:00   | 10/11/2019   | 10/11/2019 | 25.5      |
| 278      | 1             | 1900001701          | 2000010736        | FUEL GAS SUPPLIER 25 | 11/1/2019    | 1,449,499.57      | 2019-10NNGRESER  | 119.54     | 10/1/2019         | 10/31/2019      | 31.0            | 15.5          | 10/16/19 12:00 | 11/12/2019   | 11/12/2019 | 27.0      |
| 279      | 1             | 1900001701          | 2000010736        | FUEL GAS SUPPLIER 25 | 11/1/2019    | 1,449,499.57      | 2019-10NNGRESER  | 211,700.03 | 10/1/2019         | 10/31/2019      | 31.0            | 15.5          | 10/16/19 12:00 | 11/12/2019   | 11/12/2019 | 27.0      |
| 280      | 1             | 1900001701          | 2000010736        | FUEL GAS SUPPLIER 25 | 11/1/2019    | 1,449,499.57      | 2019-10NNGRESER  | 508,080.00 | 10/1/2019         | 10/31/2019      | 31.0            | 15.5          | 10/16/19 12:00 | 11/12/2019   | 11/12/2019 | 27.0      |
| 281      | 1             | 1900001701          | 2000010736        | FUEL GAS SUPPLIER 25 | 11/1/2019    | 1,449,499.57      | 2019-10NNGRESER  | 729,600.00 | 10/1/2019         | 10/31/2019      | 31.0            | 15.5          | 10/16/19 12:00 | 11/12/2019   | 11/12/2019 | 27.0      |
| 282      | 2             | 1900002372          | 2000013764        | FUEL GAS SUPPLIER 25 | 11/1/2019    | 75,857.02         | 2019-10NNGTRANSP | 99.06      | 10/1/2019         | 10/31/2019      | 31.0            | 15.5          | 10/16/19 12:00 | 11/25/2019   | 11/25/2019 | 40.0      |
| 283      | 2             | 1900002372          | 2000013764        | FUEL GAS SUPPLIER 25 | 11/1/2019    | 75,857.02         | 2019-10NNGTRANSP | 407.10     | 10/1/2019         | 10/31/2019      | 31.0            | 15.5          | 10/16/19 12:00 | 11/25/2019   | 11/25/2019 | 40.0      |
| 284      | 2             | 1900002372          | 2000013764        | FUEL GAS SUPPLIER 25 | 11/1/2019    | 75,857.02         | 2019-10NNGTRANSP | 464.05     | 10/1/2019         | 10/31/2019      | 31.0            | 15.5          | 10/16/19 12:00 | 11/25/2019   | 11/25/2019 | 40.0      |
| 285      | 2             | 1900002372          | 2000013764        | FUEL GAS SUPPLIER 25 | 11/1/2019    | 75,857.02         | 2019-10NNGTRANSP | 1,974.07   | 10/1/2019         | 10/31/2019      | 31.0            | 15.5          | 10/16/19 12:00 | 11/25/2019   | 11/25/2019 | 40.0      |
| 286      | 2             | 1900002372          | 2000013764        | FUEL GAS SUPPLIER 25 | 11/1/2019    | 75,857.02         | 2019-10NNGTRANSP | 3,857.47   | 10/1/2019         | 10/31/2019      | 31.0            | 15.5          | 10/16/19 12:00 | 11/25/2019   | 11/25/2019 | 40.0      |
| 287      | 2             | 1900002372          | 2000013764        | FUEL GAS SUPPLIER 25 | 11/1/2019    | 75,857.02         | 2019-10NNGTRANSP | 4,519.96   | 10/1/2019         | 10/31/2019      | 31.0            | 15.5          | 10/16/19 12:00 | 11/25/2019   | 11/25/2019 | 40.0      |
| 288      | 2             | 1900002372          | 2000013764        | FUEL GAS SUPPLIER 25 | 11/1/2019    | 75,857.02         | 2019-10NNGTRANSP | 5,632.93   | 10/1/2019         | 10/31/2019      | 31.0            | 15.5          | 10/16/19 12:00 | 11/25/2019   | 11/25/2019 | 40.0      |
| 289      | 2             | 1900002372          | 2000013764        | FUEL GAS SUPPLIER 25 | 11/1/2019    | 75,857.02         | 2019-10NNGTRANSP | 10,886.58  | 10/1/2019         | 10/31/2019      | 31.0            | 15.5          | 10/16/19 12:00 | 11/25/2019   | 11/25/2019 | 40.0      |
| 290      | 2             | 1900002372          | 2000013764        | FUEL GAS SUPPLIER 25 | 11/1/2019    | 75,857.02         | 2019-10NNGTRANSP | 48,015.79  | 10/1/2019         | 10/31/2019      | 31.0            | 15.5          | 10/16/19 12:00 | 11/25/2019   | 11/25/2019 | 40.0      |
| 291      | 1             | 1900005726          | 2000013114        | FUEL GAS SUPPLIER 25 | 12/2/2019    | 941,300.03        | 2019-11NNGRESER  | 211,700.03 | 11/1/2019         | 11/30/2019      | 30.0            | 15.0          | 11/16/19 0:00  | 12/12/2019   | 12/12/2019 | 26.5      |
| 292      | 1             | 1900005726          | 2000013114        | FUEL GAS SUPPLIER 25 | 12/2/2019    | 941,300.03        | 2019-11NNGRESER  | 729,600.00 | 11/1/2019         | 11/30/2019      | 30.0            | 15.0          | 11/16/19 0:00  | 12/12/2019   | 12/12/2019 | 26.5      |
| 293      | 1             | 1900002511          | 2000000402        | FUEL GAS SUPPLIER 25 | 1/2/2020     | 941,300.03        | 2019-12NNGRESER  | 729,600.00 | 12/1/2019         | 12/31/2019      | 31.0            | 15.5          | 12/16/19 12:00 | 1/13/2020    | 1/13/2020  | 28.0      |
| 294      | 1             | 1900002511          | 2000000402        | FUEL GAS SUPPLIER 25 | 1/2/2020     | 941,300.03        | 2019-12NNGRESER  | 210,097.40 | 1/1/2020          | 1/31/2020       | 31.0            | 15.5          | 1/16/20 12:00  | 2/13/2020    | 2/13/2020  | 28.0      |
| 295      | 1             | 1900002840          | 2000002110        | FUEL GAS SUPPLIER 25 | 2/3/2020     | 939,697.40        | 2020-01NNGRESER  | 729,600.00 | 1/1/2020          | 1/31/2020       | 31.0            | 15.5          | 1/16/20 12:00  | 2/13/2020    | 2/13/2020  | 28.0      |
| 296      | 1             | 1900002840          | 2000002110        | FUEL GAS SUPPLIER 25 | 2/3/2020     | 939,697.40        | 2020-01NNGRESER  | 729,600.00 | 1/1/2020          | 1/31/2020       | 31.0            | 15.5          | 1/16/20 12:00  | 2/13/2020    | 2/13/2020  | 28.0      |
| 297      | 2             | 1900001883          | 2000002579        | FUEL GAS SUPPLIER 25 | 2/12/2020    | 138,048.94        | 12001-205253     | 730.00     | 1/1/2020          | 1/31/2020       | 31.0            | 15.5          | 1/16/20 12:00  | 2/13/2020    | 2/13/2020  | 40.0      |
| 298      | 2             | 1900001883          | 2000002579        | FUEL GAS SUPPLIER 25 | 2/12/2020    | 138,048.94        | 12001-205253     | 1,885.36   | 1/1/2020          | 1/31/2020       | 31.0            | 15.5          | 1/16/20 12:00  | 2/13/2020    | 2/13/2020  | 40.0      |
| 299      | 2             | 1900001883          | 2000002579        | FUEL GAS SUPPLIER 25 | 2/12/2020    | 138,048.94        | 12001-205253     | 2,997.88   | 1/1/2020          | 1/31/2020       | 31.0            | 15.5          | 1/16/20 12:00  | 2/13/2020    | 2/13/2020  | 40.0      |
| 300      | 2             | 1900001883          | 2000002579        | FUEL GAS SUPPLIER 25 | 2/12/2020    | 138,048.94        | 12001-205253     | 4,220.25   | 1/1/2020          | 1/31/2020       | 31.0            | 15.5          | 1/16/20 12:00  | 2/13/2020    | 2/13/2020  | 40.0      |
| 301      | 2             | 1900001883          | 2000002579        | FUEL GAS SUPPLIER 25 | 2/12/2020    | 138,048.94        | 12001-205253     | 7,422.68   | 1/1/2020          | 1/31/2020       | 31.0            | 15.5          | 1/16/20 12:00  | 2/13/2020    | 2/13/2020  | 40.0      |



**Southwestern Public Service Company - Texas  
Fuel Gas Sample  
12 Months Ended June 30, 2020**

| Line No. | Census 1 Sample 2 | Accounting Document | Clearing Document | Description          | Invoice Date | Invoice Amount \$ | InvoiceNo        | Amount \$  | From Service Date | To Service Date | Days of Service | Midpoint Days | Midpoint Date  | Payment Date | Due Date   | Lead Days |
|----------|-------------------|---------------------|-------------------|----------------------|--------------|-------------------|------------------|------------|-------------------|-----------------|-----------------|---------------|----------------|--------------|------------|-----------|
| 302      | 2                 | 1900001883          | 2000002579        | FUEL GAS SUPPLIER 25 | 2/12/2020    | 138,048.94        | 12001205253      | 9,816.40   | 1/1/2020          | 1/31/2020       | 31.0            | 15.5          | 1/16/20 12:00  | 2/25/2020    | 2/24/2020  | 40.0      |
| 303      | 2                 | 1900001883          | 2000002579        | FUEL GAS SUPPLIER 25 | 2/12/2020    | 138,048.94        | 12001205253      | 12,683.81  | 1/1/2020          | 1/31/2020       | 31.0            | 15.5          | 1/16/20 12:00  | 2/25/2020    | 2/24/2020  | 40.0      |
| 304      | 2                 | 1900001883          | 2000002579        | FUEL GAS SUPPLIER 25 | 2/12/2020    | 138,048.94        | 12001205253      | 38,215.43  | 1/1/2020          | 1/31/2020       | 31.0            | 15.5          | 1/16/20 12:00  | 2/25/2020    | 2/24/2020  | 40.0      |
| 305      | 2                 | 1900001883          | 2000002579        | FUEL GAS SUPPLIER 25 | 2/12/2020    | 138,048.94        | 12001205253      | 61,842.91  | 1/1/2020          | 1/31/2020       | 31.0            | 15.5          | 1/16/20 12:00  | 2/25/2020    | 2/24/2020  | 40.0      |
| 306      | 1                 | 1900001898          | 2000002428        | FUEL GAS SUPPLIER 25 | 2/28/2020    | 939,697.40        | 2020-02NNGRESERV | 210,097.40 | 2/1/2020          | 2/29/2020       | 29.0            | 14.5          | 2/15/20 12:00  | 3/12/2020    | 3/12/2020  | 26.0      |
| 307      | 1                 | 1900001898          | 2000002428        | FUEL GAS SUPPLIER 25 | 2/28/2020    | 939,697.40        | 2020-02NNGRESERV | 729,600.00 | 2/1/2020          | 2/29/2020       | 29.0            | 14.5          | 2/15/20 12:00  | 3/12/2020    | 3/12/2020  | 26.0      |
| 308      | 2                 | 1900001315          | 2000001628        | FUEL GAS SUPPLIER 25 | 3/12/2020    | 199,654.78        | 2020-02NNG       | 2,317.15   | 2/1/2020          | 2/29/2020       | 29.0            | 14.5          | 2/15/20 12:00  | 3/25/2020    | 3/23/2020  | 39.0      |
| 309      | 2                 | 1900001315          | 2000001628        | FUEL GAS SUPPLIER 25 | 3/12/2020    | 199,654.78        | 2020-02NNG       | 5,947.07   | 2/1/2020          | 2/29/2020       | 29.0            | 14.5          | 2/15/20 12:00  | 3/25/2020    | 3/23/2020  | 39.0      |
| 310      | 2                 | 1900001315          | 2000001628        | FUEL GAS SUPPLIER 25 | 3/12/2020    | 199,654.78        | 2020-02NNG       | 6,734.18   | 2/1/2020          | 2/29/2020       | 29.0            | 14.5          | 2/15/20 12:00  | 3/25/2020    | 3/23/2020  | 39.0      |
| 311      | 2                 | 1900001315          | 2000001628        | FUEL GAS SUPPLIER 25 | 3/12/2020    | 199,654.78        | 2020-02NNG       | 7,121.00   | 2/1/2020          | 2/29/2020       | 29.0            | 14.5          | 2/15/20 12:00  | 3/25/2020    | 3/23/2020  | 39.0      |
| 312      | 2                 | 1900001315          | 2000001628        | FUEL GAS SUPPLIER 25 | 3/12/2020    | 199,654.78        | 2020-02NNG       | 10,876.56  | 2/1/2020          | 2/29/2020       | 29.0            | 14.5          | 2/15/20 12:00  | 3/25/2020    | 3/23/2020  | 39.0      |
| 313      | 2                 | 1900001315          | 2000001628        | FUEL GAS SUPPLIER 25 | 3/12/2020    | 199,654.78        | 2020-02NNG       | 57,980.97  | 2/1/2020          | 2/29/2020       | 29.0            | 14.5          | 2/15/20 12:00  | 3/25/2020    | 3/23/2020  | 39.0      |
| 314      | 2                 | 1900001315          | 2000001628        | FUEL GAS SUPPLIER 25 | 3/12/2020    | 199,654.78        | 2020-02NNG       | 112,770.21 | 2/1/2020          | 2/29/2020       | 29.0            | 14.5          | 2/15/20 12:00  | 3/25/2020    | 3/23/2020  | 39.0      |
| 315      | 1                 | 190000089           | 2000004371        | FUEL GAS SUPPLIER 25 | 4/1/2020     | 939,697.40        | 2020-03NNGRESERV | 210,097.40 | 3/1/2020          | 3/31/2020       | 31.0            | 15.5          | 3/16/20 12:00  | 4/10/2020    | 4/13/2020  | 28.0      |
| 316      | 1                 | 190000089           | 2000004371        | FUEL GAS SUPPLIER 25 | 4/1/2020     | 939,697.40        | 2020-03NNGRESERV | 729,600.00 | 3/1/2020          | 3/31/2020       | 31.0            | 15.5          | 3/16/20 12:00  | 4/10/2020    | 4/13/2020  | 28.0      |
| 317      | 2                 | 1900001934          | 2000004751        | FUEL GAS SUPPLIER 25 | 4/13/2020    | 244,201.45        | 2020-03NNG       | 2,518.64   | 3/1/2020          | 3/31/2020       | 31.0            | 15.5          | 3/16/20 12:00  | 4/23/2020    | 4/23/2020  | 38.0      |
| 318      | 2                 | 1900001934          | 2000004751        | FUEL GAS SUPPLIER 25 | 4/13/2020    | 244,201.45        | 2020-03NNG       | 2,992.83   | 3/1/2020          | 3/31/2020       | 31.0            | 15.5          | 3/16/20 12:00  | 4/23/2020    | 4/23/2020  | 38.0      |
| 319      | 2                 | 1900001934          | 2000004751        | FUEL GAS SUPPLIER 25 | 4/13/2020    | 244,201.45        | 2020-03NNG       | 7,870.14   | 3/1/2020          | 3/31/2020       | 31.0            | 15.5          | 3/16/20 12:00  | 4/23/2020    | 4/23/2020  | 38.0      |
| 320      | 2                 | 1900001934          | 2000004751        | FUEL GAS SUPPLIER 25 | 4/13/2020    | 244,201.45        | 2020-03NNG       | 8,157.74   | 3/1/2020          | 3/31/2020       | 31.0            | 15.5          | 3/16/20 12:00  | 4/23/2020    | 4/23/2020  | 38.0      |
| 321      | 2                 | 1900001934          | 2000004751        | FUEL GAS SUPPLIER 25 | 4/13/2020    | 244,201.45        | 2020-03NNG       | 12,632.12  | 3/1/2020          | 3/31/2020       | 31.0            | 15.5          | 3/16/20 12:00  | 4/23/2020    | 4/23/2020  | 38.0      |
| 322      | 2                 | 1900001934          | 2000004751        | FUEL GAS SUPPLIER 25 | 4/13/2020    | 244,201.45        | 2020-03NNG       | 13,676.47  | 3/1/2020          | 3/31/2020       | 31.0            | 15.5          | 3/16/20 12:00  | 4/23/2020    | 4/23/2020  | 38.0      |
| 323      | 2                 | 1900001934          | 2000004751        | FUEL GAS SUPPLIER 25 | 4/13/2020    | 244,201.45        | 2020-03NNG       | 16,989.05  | 3/1/2020          | 3/31/2020       | 31.0            | 15.5          | 3/16/20 12:00  | 4/23/2020    | 4/23/2020  | 38.0      |
| 324      | 2                 | 1900001934          | 2000004751        | FUEL GAS SUPPLIER 25 | 4/13/2020    | 244,201.45        | 2020-03NNG       | 17,460.79  | 3/1/2020          | 3/31/2020       | 31.0            | 15.5          | 3/16/20 12:00  | 4/23/2020    | 4/23/2020  | 38.0      |
| 325      | 2                 | 1900001934          | 2000004751        | FUEL GAS SUPPLIER 25 | 4/13/2020    | 244,201.45        | 2020-03NNG       | 60,830.78  | 3/1/2020          | 3/31/2020       | 31.0            | 15.5          | 3/16/20 12:00  | 4/23/2020    | 4/23/2020  | 38.0      |
| 326      | 2                 | 1900001934          | 2000004751        | FUEL GAS SUPPLIER 25 | 4/13/2020    | 244,201.45        | 2020-03NNG       | 101,072.99 | 3/1/2020          | 3/31/2020       | 31.0            | 15.5          | 3/16/20 12:00  | 4/23/2020    | 4/23/2020  | 38.0      |
| 327      | 1                 | 1900000586          | 2000000853        | FUEL GAS SUPPLIER 25 | 5/1/2020     | 939,697.40        | 2020-04NNGRESERV | 210,097.40 | 4/1/2020          | 4/30/2020       | 30.0            | 15.0          | 4/16/20 0:00   | 5/11/2020    | 5/11/2020  | 25.5      |
| 328      | 1                 | 1900000586          | 2000000853        | FUEL GAS SUPPLIER 25 | 5/1/2020     | 939,697.40        | 2020-04NNGRESERV | 729,600.00 | 4/1/2020          | 4/30/2020       | 30.0            | 15.0          | 4/16/20 0:00   | 5/11/2020    | 5/11/2020  | 25.5      |
| 329      | 1                 | 1900003632          | 2000004749        | FUEL GAS SUPPLIER 25 | 6/1/2020     | 938,999.72        | 2020-05NNGRESERV | 96,330.00  | 5/1/2020          | 5/31/2020       | 31.0            | 15.5          | 5/16/20 12:00  | 6/11/2020    | 6/22/2020  | 37.0      |
| 330      | 1                 | 1900003632          | 2000004749        | FUEL GAS SUPPLIER 25 | 6/1/2020     | 938,999.72        | 2020-05NNGRESERV | 210,097.40 | 5/1/2020          | 5/28/2020       | 28.0            | 14.0          | 5/15/20 0:00   | 6/11/2020    | 6/11/2020  | 27.5      |
| 331      | 2                 | 1900003632          | 2000004749        | FUEL GAS SUPPLIER 25 | 6/1/2020     | 938,999.72        | 2020-05NNGRESERV | 729,600.00 | 5/1/2020          | 5/28/2020       | 28.0            | 14.0          | 5/15/20 0:00   | 6/11/2020    | 6/11/2020  | 27.5      |
| 332      | 1                 | 1900001345          | 2000002625        | FUEL GAS SUPPLIER 26 | 2/13/2020    | 428,860.35        | 4136124          | 428,860.35 | 1/14/2020         | 1/31/2020       | 18.0            | 9.0           | 1/23/20 0:00   | 2/25/2020    | 2/25/2020  | 33.5      |
| 333      | 2                 | 1900001726          | 2000003784        | FUEL GAS SUPPLIER 26 | 3/12/2020    | 371,493.79        | 4136413          | 371,493.79 | 2/1/2020          | 2/29/2020       | 29.0            | 14.5          | 2/15/20 12:00  | 3/25/2020    | 3/25/2020  | 39.0      |
| 334      | 2                 | 1900004152          | 2000000097        | FUEL GAS SUPPLIER 26 | 6/11/2020    | 162,638.86        | 4137488          | 162,638.86 | 5/1/2020          | 5/31/2020       | 31.0            | 15.5          | 5/16/20 12:00  | 6/25/2020    | 6/25/2020  | 40.0      |
| 335      | 2                 | 1900004214          | 2000010241        | FUEL GAS SUPPLIER 27 | 8/20/2019    | 128,796.40        | 2019-07OTGS      | 21,396.40  | 7/1/2019          | 7/27/2019       | 24.0            | 12.0          | 7/16/19 0:00   | 8/30/2019    | 8/30/2019  | 45.5      |
| 336      | 2                 | 1900004214          | 2000010241        | FUEL GAS SUPPLIER 27 | 8/20/2019    | 128,796.40        | 2019-07OTGS      | 107,400.00 | 7/1/2019          | 7/31/2019       | 31.0            | 15.5          | 7/16/19 12:00  | 8/30/2019    | 8/30/2019  | 45.5      |
| 337      | 2                 | 1900004555          | 2000012321        | FUEL GAS SUPPLIER 27 | 10/18/2019   | 141,268.00        | 2019-09OTGS      | 33,868.00  | 9/1/2019          | 9/30/2019       | 30.0            | 15.0          | 9/16/19 0:00   | 10/28/2019   | 10/28/2019 | 42.5      |
| 338      | 2                 | 1900004555          | 2000012321        | FUEL GAS SUPPLIER 27 | 10/18/2019   | 141,268.00        | 2019-09OTGS      | 107,400.00 | 9/1/2019          | 9/30/2019       | 30.0            | 15.0          | 9/16/19 0:00   | 10/28/2019   | 10/28/2019 | 42.5      |
| 339      | 2                 | 1900005963          | 2000013964        | FUEL GAS SUPPLIER 27 | 11/19/2019   | 88,407.20         | 2019-10OTGS      | 107,400.00 | 10/1/2019         | 10/31/2019      | 31.0            | 15.5          | 10/16/19 12:00 | 11/29/2019   | 11/29/2019 | 44.0      |
| 340      | 2                 | 1900006283          | 2000013906        | FUEL GAS SUPPLIER 27 | 12/19/2019   | 127,444.40        | 2019-11OTGS      | 20,444.40  | 11/9/2019         | 11/27/2019      | 19.0            | 9.5           | 11/18/19 12:00 | 12/27/2019   | 12/27/2019 | 41.0      |
| 341      | 2                 | 1900006283          | 2000013906        | FUEL GAS SUPPLIER 27 | 12/19/2019   | 127,444.40        | 2019-11OTGS      | 107,400.00 | 11/1/2019         | 11/30/2019      | 30.0            | 15.0          | 11/16/19 0:00  | 12/27/2019   | 12/29/2019 | 43.5      |
| 342      | 2                 | 1900002351          | 2000002801        | FUEL GAS SUPPLIER 27 | 2/20/2020    | 132,518.00        | 2020-01OTGS      | 25,118.00  | 1/8/2020          | 1/27/2020       | 20.0            | 10.0          | 1/18/20 0:00   | 2/28/2020    | 3/1/2020   | 43.5      |
| 343      | 2                 | 1900002351          | 2000002801        | FUEL GAS SUPPLIER 27 | 2/20/2020    | 132,518.00        | 2020-01OTGS      | 107,400.00 | 1/1/2020          | 1/31/2020       | 31.0            | 15.5          | 1/16/20 12:00  | 2/28/2020    | 3/1/2020   | 45.0      |
| 344      | 2                 | 1900001184          | 2000003648        | FUEL GAS SUPPLIER 27 | 3/19/2020    | 217,379.60        | 2020-02OTGS      | 107,400.00 | 2/1/2020          | 2/29/2020       | 29.0            | 14.5          | 2/15/20 12:00  | 3/27/2020    | 3/29/2020  | 43.0      |

**Southwestern Public Service Company - Texas  
Fuel Gas Sample  
12 Months Ended June 30, 2020**

| Line No. | Census Sample | Accounting Document | Clearing Document | Description          | Invoice Date | Invoice Amount \$ | InvoiceNo        | Amount \$  | From Service Date | To Service Date | Days of Service | Midpoint Days | Midpoint Date  | Payment Date | Due Date   | Lead Days |
|----------|---------------|---------------------|-------------------|----------------------|--------------|-------------------|------------------|------------|-------------------|-----------------|-----------------|---------------|----------------|--------------|------------|-----------|
| 345      | 2             | 1900001184          | 2000003648        | FUEL GAS SUPPLIER 27 | 3/19/2020    | 217,379.60        | 2020-020TGS      | 109,979.60 | 2/1/2020          | 2/29/2020       | 29.0            | 14.5          | 2/15/20 12:00  | 3/27/2020    | 3/29/2020  | 43.0      |
| 346      | 2             | 1900000445          | 2000005143        | FUEL GAS SUPPLIER 27 | 4/20/2020    | 234,260.00        | 2020-030TGS      | 107,400.00 | 3/1/2020          | 3/31/2020       | 31.0            | 15.5          | 3/16/20 12:00  | 4/30/2020    | 4/30/2020  | 45.0      |
| 347      | 2             | 1900000445          | 2000005143        | FUEL GAS SUPPLIER 27 | 4/20/2020    | 234,260.00        | 2020-030TGS      | 126,860.00 | 3/1/2020          | 3/31/2020       | 31.0            | 15.5          | 3/16/20 12:00  | 4/30/2020    | 4/30/2020  | 45.0      |
| 348      | 2             | 1900001822          | 2000006528        | FUEL GAS SUPPLIER 27 | 5/20/2020    | 257,922.80        | 2020-040TGS      | 107,400.00 | 4/1/2020          | 4/30/2020       | 30.0            | 15.0          | 4/16/20 0:00   | 5/29/2020    | 5/30/2020  | 44.5      |
| 349      | 2             | 1900001822          | 2000006528        | FUEL GAS SUPPLIER 27 | 5/20/2020    | 257,922.80        | 2020-040TGS      | 150,522.80 | 4/1/2020          | 4/30/2020       | 30.0            | 15.0          | 4/16/20 0:00   | 5/29/2020    | 5/30/2020  | 44.5      |
| 350      | 2             | 1900000486          | 2000007023        | FUEL GAS SUPPLIER 27 | 6/19/2020    | 111,837.60        | 2020-050TGS      | 4,437.60   | 5/4/2020          | 5/31/2020       | 28.0            | 14.0          | 5/18/20 0:00   | 6/29/2020    | 6/29/2020  | 42.5      |
| 351      | 2             | 1900000486          | 2000007023        | FUEL GAS SUPPLIER 27 | 6/19/2020    | 111,837.60        | 2020-050TGS      | 107,400.00 | 5/1/2020          | 5/31/2020       | 31.0            | 15.5          | 5/16/20 12:00  | 6/29/2020    | 6/29/2020  | 44.0      |
| 352      | 1             | 1900001312          | 2000008704        | FUEL GAS SUPPLIER 28 | 7/22/2019    | 730,211.44        | 2019-06WESTEX    | 26,029.80  | 6/1/2019          | 6/30/2019       | 30.0            | 15.0          | 6/16/19 0:00   | 7/31/2019    | 8/1/2019   | 46.5      |
| 353      | 1             | 1900001312          | 2000008704        | FUEL GAS SUPPLIER 28 | 7/22/2019    | 730,211.44        | 2019-06WESTEX    | 104,061.95 | 6/1/2019          | 6/30/2019       | 30.0            | 15.0          | 6/16/19 0:00   | 7/31/2019    | 8/1/2019   | 46.5      |
| 354      | 1             | 1900001312          | 2000008704        | FUEL GAS SUPPLIER 28 | 7/22/2019    | 730,211.44        | 2019-06WESTEX    | 123,869.69 | 6/1/2019          | 6/30/2019       | 30.0            | 15.0          | 6/16/19 0:00   | 7/31/2019    | 8/1/2019   | 46.5      |
| 355      | 1             | 1900001312          | 2000008704        | FUEL GAS SUPPLIER 28 | 7/22/2019    | 730,211.44        | 2019-06WESTEX    | 476,250.00 | 6/1/2019          | 6/30/2019       | 30.0            | 15.0          | 6/16/19 0:00   | 7/31/2019    | 8/1/2019   | 46.5      |
| 356      | 1             | 1900002658          | 2000010278        | FUEL GAS SUPPLIER 28 | 8/20/2019    | 848,560.62        | 2019-07WESTEXTRA | 29,798.40  | 7/1/2019          | 7/8/2019        | 8.0             | 4.0           | 7/5/19 0:00    | 8/30/2019    | 8/30/2019  | 56.5      |
| 357      | 1             | 1900002658          | 2000010278        | FUEL GAS SUPPLIER 28 | 8/20/2019    | 848,560.62        | 2019-07WESTEXTRA | 150,973.11 | 7/1/2019          | 7/31/2019       | 31.0            | 15.5          | 7/16/19 12:00  | 8/30/2019    | 8/30/2019  | 45.0      |
| 358      | 1             | 1900002658          | 2000010278        | FUEL GAS SUPPLIER 28 | 8/20/2019    | 848,560.62        | 2019-07WESTEXTRA | 191,539.11 | 7/1/2019          | 7/31/2019       | 31.0            | 15.5          | 7/16/19 12:00  | 8/30/2019    | 8/30/2019  | 45.0      |
| 359      | 1             | 1900002658          | 2000010278        | FUEL GAS SUPPLIER 28 | 8/20/2019    | 848,560.62        | 2019-07WESTEXTRA | 476,250.00 | 7/1/2019          | 7/31/2019       | 31.0            | 15.5          | 7/16/19 12:00  | 8/30/2019    | 8/30/2019  | 45.0      |
| 360      | 1             | 1900001642          | 2000011311        | FUEL GAS SUPPLIER 28 | 9/20/2019    | 762,158.05        | 2019-08WESTEX    | 10,714.80  | 8/1/2019          | 8/31/2019       | 31.0            | 15.5          | 8/16/19 12:00  | 9/30/2019    | 9/30/2019  | 45.0      |
| 361      | 1             | 1900001642          | 2000011311        | FUEL GAS SUPPLIER 28 | 9/20/2019    | 762,158.05        | 2019-08WESTEX    | 134,272.96 | 8/1/2019          | 8/31/2019       | 31.0            | 15.5          | 8/16/19 12:00  | 9/30/2019    | 9/30/2019  | 45.0      |
| 362      | 1             | 1900001642          | 2000011311        | FUEL GAS SUPPLIER 28 | 9/20/2019    | 762,158.05        | 2019-08WESTEX    | 141,334.52 | 8/1/2019          | 8/31/2019       | 31.0            | 15.5          | 8/16/19 12:00  | 9/30/2019    | 9/30/2019  | 45.0      |
| 363      | 1             | 1900001642          | 2000011311        | FUEL GAS SUPPLIER 28 | 9/20/2019    | 762,158.05        | 2019-08WESTEX    | 476,250.00 | 8/1/2019          | 8/31/2019       | 31.0            | 15.5          | 8/16/19 12:00  | 9/30/2019    | 9/30/2019  | 45.0      |
| 364      | 1             | 1900005005          | 2000012332        | FUEL GAS SUPPLIER 28 | 10/18/2019   | 536,718.88        | 2019-09WESTEX    | 6,644.40   | 9/1/2019          | 9/30/2019       | 30.0            | 15.0          | 9/16/19 0:00   | 10/28/2019   | 10/28/2019 | 42.5      |
| 365      | 1             | 1900005005          | 2000012332        | FUEL GAS SUPPLIER 28 | 10/18/2019   | 536,718.88        | 2019-09WESTEX    | 9,787.60   | 9/1/2019          | 9/30/2019       | 30.0            | 15.0          | 9/16/19 0:00   | 10/28/2019   | 10/28/2019 | 42.5      |
| 366      | 1             | 1900005005          | 2000012332        | FUEL GAS SUPPLIER 28 | 10/18/2019   | 536,718.88        | 2019-09WESTEX    | 44,036.88  | 9/1/2019          | 9/30/2019       | 30.0            | 15.0          | 9/16/19 0:00   | 10/28/2019   | 10/28/2019 | 42.5      |
| 367      | 1             | 1900005005          | 2000012332        | FUEL GAS SUPPLIER 28 | 10/18/2019   | 536,718.88        | 2019-09WESTEX    | 476,250.00 | 9/1/2019          | 9/30/2019       | 30.0            | 15.0          | 9/16/19 0:00   | 10/28/2019   | 10/28/2019 | 42.5      |
| 368      | 1             | 1900005665          | 2000013993        | FUEL GAS SUPPLIER 28 | 11/19/2019   | 531,916.73        | 2019-10WESTEX    | 5,108.80   | 10/1/2019         | 10/31/2019      | 31.0            | 15.5          | 10/16/19 12:00 | 11/29/2019   | 11/29/2019 | 44.0      |
| 369      | 1             | 1900005665          | 2000013993        | FUEL GAS SUPPLIER 28 | 11/19/2019   | 531,916.73        | 2019-10WESTEX    | 50,557.93  | 10/1/2019         | 10/31/2019      | 31.0            | 15.5          | 10/16/19 12:00 | 11/29/2019   | 11/29/2019 | 44.0      |
| 370      | 1             | 1900005665          | 2000013993        | FUEL GAS SUPPLIER 28 | 11/19/2019   | 531,916.73        | 2019-10WESTEX    | 476,250.00 | 10/1/2019         | 10/31/2019      | 31.0            | 15.5          | 10/16/19 12:00 | 11/29/2019   | 11/29/2019 | 44.0      |
| 371      | 1             | 1900006273          | 2000014996        | FUEL GAS SUPPLIER 28 | 12/19/2019   | 595,952.42        | 2019-11WESTEX    | 36,598.00  | 11/1/2019         | 11/30/2019      | 30.0            | 15.0          | 11/16/19 0:00  | 12/27/2019   | 12/29/2019 | 43.5      |
| 372      | 1             | 1900006273          | 2000014996        | FUEL GAS SUPPLIER 28 | 12/19/2019   | 595,952.42        | 2019-11WESTEX    | 83,104.42  | 11/1/2019         | 11/30/2019      | 30.0            | 15.0          | 11/16/19 0:00  | 12/27/2019   | 12/29/2019 | 43.5      |
| 373      | 1             | 1900006273          | 2000014996        | FUEL GAS SUPPLIER 28 | 12/19/2019   | 595,952.42        | 2019-11WESTEX    | 476,250.00 | 11/1/2019         | 11/30/2019      | 30.0            | 15.0          | 11/16/19 0:00  | 12/27/2019   | 12/29/2019 | 43.5      |
| 374      | 1             | 1900002010          | 2000001304        | FUEL GAS SUPPLIER 28 | 1/20/2020    | 618,507.84        | 2019-12WESTEX    | 13,922.10  | 12/1/2019         | 12/31/2019      | 31.0            | 15.5          | 12/16/19 12:00 | 1/30/2020    | 1/30/2020  | 45.0      |
| 375      | 1             | 1900002010          | 2000001304        | FUEL GAS SUPPLIER 28 | 1/20/2020    | 618,507.84        | 2019-12WESTEX    | 40,760.60  | 12/1/2019         | 12/31/2019      | 31.0            | 15.5          | 12/16/19 12:00 | 1/30/2020    | 1/30/2020  | 45.0      |
| 376      | 1             | 1900002010          | 2000001304        | FUEL GAS SUPPLIER 28 | 1/20/2020    | 618,507.84        | 2019-12WESTEX    | 87,575.14  | 12/1/2019         | 12/31/2019      | 31.0            | 15.5          | 12/16/19 12:00 | 1/30/2020    | 1/30/2020  | 45.0      |
| 377      | 1             | 1900002010          | 2000001304        | FUEL GAS SUPPLIER 28 | 1/20/2020    | 618,507.84        | 2019-12WESTEX    | 476,250.00 | 12/1/2019         | 12/31/2019      | 31.0            | 15.5          | 12/16/19 12:00 | 1/30/2020    | 1/30/2020  | 45.0      |
| 378      | 1             | 1900002231          | 2000002831        | FUEL GAS SUPPLIER 28 | 2/20/2020    | 602,183.83        | 2020-01WESTEX    | 4,808.80   | 1/1/2020          | 1/31/2020       | 31.0            | 15.5          | 1/16/20 12:00  | 2/28/2020    | 3/1/2020   | 45.0      |
| 379      | 1             | 1900002231          | 2000002831        | FUEL GAS SUPPLIER 28 | 2/20/2020    | 602,183.83        | 2020-01WESTEX    | 26,800.80  | 1/1/2020          | 1/31/2020       | 31.0            | 15.5          | 1/16/20 12:00  | 2/28/2020    | 3/1/2020   | 45.0      |
| 380      | 1             | 1900002231          | 2000002831        | FUEL GAS SUPPLIER 28 | 2/20/2020    | 602,183.83        | 2020-01WESTEX    | 94,324.23  | 1/1/2020          | 1/31/2020       | 31.0            | 15.5          | 1/16/20 12:00  | 2/28/2020    | 3/1/2020   | 45.0      |
| 381      | 1             | 1900002231          | 2000002831        | FUEL GAS SUPPLIER 28 | 2/20/2020    | 602,183.83        | 2020-01WESTEX    | 476,250.00 | 1/1/2020          | 1/31/2020       | 31.0            | 15.5          | 1/16/20 12:00  | 2/28/2020    | 3/1/2020   | 45.0      |
| 382      | 1             | 1900003042          | 2000003894        | FUEL GAS SUPPLIER 28 | 3/19/2020    | 620,647.28        | 2020-02WESTEX    | 1,489.35   | 2/1/2020          | 2/29/2020       | 29.0            | 14.5          | 2/15/20 12:00  | 3/27/2020    | 3/29/2020  | 43.0      |
| 383      | 1             | 1900003042          | 2000003894        | FUEL GAS SUPPLIER 28 | 3/19/2020    | 620,647.28        | 2020-02WESTEX    | 44,380.80  | 2/1/2020          | 2/29/2020       | 29.0            | 14.5          | 2/15/20 12:00  | 3/27/2020    | 3/29/2020  | 43.0      |
| 384      | 1             | 1900003042          | 2000003894        | FUEL GAS SUPPLIER 28 | 3/19/2020    | 620,647.28        | 2020-02WESTEX    | 98,527.13  | 2/1/2020          | 2/29/2020       | 29.0            | 14.5          | 2/15/20 12:00  | 3/27/2020    | 3/29/2020  | 43.0      |
| 385      | 1             | 1900003042          | 2000003894        | FUEL GAS SUPPLIER 28 | 3/19/2020    | 620,647.28        | 2020-02WESTEX    | 476,250.00 | 2/1/2020          | 2/29/2020       | 29.0            | 14.5          | 2/15/20 12:00  | 3/27/2020    | 3/29/2020  | 43.0      |
| 386      | 1             | 1900000667          | 2000005161        | FUEL GAS SUPPLIER 28 | 4/20/2020    | 612,147.90        | 2020-03WESTEX    | 362.17     | 3/1/2020          | 3/31/2020       | 31.0            | 15.5          | 3/16/20 12:00  | 4/30/2020    | 4/30/2020  | 45.0      |
| 387      | 1             | 1900000667          | 2000005161        | FUEL GAS SUPPLIER 28 | 4/20/2020    | 612,147.90        | 2020-03WESTEX    | 2,388.54   | 3/1/2020          | 3/31/2020       | 31.0            | 15.5          | 3/16/20 12:00  | 4/30/2020    | 4/30/2020  | 45.0      |

**Southwestern Public Service Company - Texas  
Fuel Gas Sample  
12 Months Ended June 30, 2020**

| Line No. | Census Sample | Accounting Document | Clearing Document | Description          | Invoice Date | Invoice Amount \$ | Invoice No       | Amount \$    | From Service Date | To Service Date | Days of Service | Midpoint Date | Payment Date   | Due Date   | Lead Days |
|----------|---------------|---------------------|-------------------|----------------------|--------------|-------------------|------------------|--------------|-------------------|-----------------|-----------------|---------------|----------------|------------|-----------|
| 388      | 1             | 190000667           | 2000005161        | FUEL GAS SUPPLIER 28 | 4/20/2020    | 612,147.90        | 2020-03WESTEX    | 32,724.00    | 3/1/2020          | 3/31/2020       | 31.0            | 15.5          | 3/16/20 12:00  | 4/30/2020  | 45.0      |
| 389      | 1             | 190000667           | 2000005161        | FUEL GAS SUPPLIER 28 | 4/20/2020    | 612,147.90        | 2020-03WESTEX    | 100,423.19   | 3/1/2020          | 3/31/2020       | 31.0            | 15.5          | 3/16/20 12:00  | 4/30/2020  | 45.0      |
| 390      | 1             | 190000667           | 2000005161        | FUEL GAS SUPPLIER 28 | 4/20/2020    | 612,147.90        | 2020-03WESTEX    | 476,250.00   | 3/1/2020          | 3/31/2020       | 31.0            | 15.5          | 3/16/20 12:00  | 4/30/2020  | 45.0      |
| 391      | 1             | 1900004101          | 2000006663        | FUEL GAS SUPPLIER 28 | 5/20/2020    | 588,400.29        | 2020-04WESTEX    | 4,551.75     | 4/1/2020          | 4/30/2020       | 30.0            | 15.0          | 4/16/20 0:00   | 5/29/2020  | 44.5      |
| 392      | 1             | 1900004101          | 2000006663        | FUEL GAS SUPPLIER 28 | 5/20/2020    | 588,400.29        | 2020-04WESTEX    | 19,816.40    | 4/1/2020          | 4/14/2020       | 14.0            | 7.0           | 4/8/20 0:00    | 5/29/2020  | 52.5      |
| 393      | 1             | 1900004101          | 2000006663        | FUEL GAS SUPPLIER 28 | 5/20/2020    | 588,400.29        | 2020-04WESTEX    | 87,782.14    | 4/1/2020          | 4/30/2020       | 30.0            | 15.0          | 4/16/20 0:00   | 5/29/2020  | 44.5      |
| 394      | 1             | 1900004101          | 2000006663        | FUEL GAS SUPPLIER 28 | 5/20/2020    | 588,400.29        | 2020-04WESTEX    | 476,250.00   | 4/1/2020          | 4/30/2020       | 30.0            | 15.0          | 4/16/20 0:00   | 5/29/2020  | 44.5      |
| 395      | 1             | 1900004541          | 2000007026        | FUEL GAS SUPPLIER 28 | 6/19/2020    | 556,055.28        | 2020-05WESTEX    | 1,442.73     | 5/1/2020          | 5/31/2020       | 31.0            | 15.5          | 5/16/20 12:00  | 6/29/2020  | 44.0      |
| 396      | 1             | 1900004541          | 2000007026        | FUEL GAS SUPPLIER 28 | 6/19/2020    | 556,055.28        | 2020-05WESTEX    | 16,067.40    | 5/1/2020          | 5/31/2020       | 31.0            | 15.5          | 5/16/20 12:00  | 6/29/2020  | 44.0      |
| 397      | 1             | 1900004541          | 2000007026        | FUEL GAS SUPPLIER 28 | 6/19/2020    | 556,055.28        | 2020-05WESTEX    | 62,295.15    | 5/1/2020          | 5/31/2020       | 31.0            | 15.5          | 5/16/20 12:00  | 6/29/2020  | 44.0      |
| 398      | 1             | 1900004541          | 2000007026        | FUEL GAS SUPPLIER 28 | 6/19/2020    | 556,055.28        | 2020-05WESTEX    | 476,250.00   | 5/1/2020          | 5/31/2020       | 31.0            | 15.5          | 5/16/20 12:00  | 6/29/2020  | 44.0      |
| 399      | 2             | 1900002542          | 2000009850        | FUEL GAS SUPPLIER 29 | 8/9/2019     | 1,100.00          | 225669           | 1,100.00     | 7/30/2019         | 7/31/2019       | 2.0             | 1.0           | 7/31/19 0:00   | 8/26/2019  | 26.5      |
| 400      | 2             | 1900001372          | 2000011084        | FUEL GAS SUPPLIER 30 | 9/12/2019    | 178,700.00        | 124439           | 178,700.00   | 8/1/2019          | 8/31/2019       | 31.0            | 15.5          | 8/16/19 12:00  | 9/25/2019  | 40.0      |
| 401      | 2             | 1900004958          | 2000013766        | FUEL GAS SUPPLIER 30 | 11/14/2019   | 24,275.00         | 124649           | 24,275.00    | 10/1/2019         | 10/31/2019      | 31.0            | 15.5          | 10/16/19 12:00 | 11/25/2019 | 40.0      |
| 402      | 2             | 1900006233          | 2000014369        | FUEL GAS SUPPLIER 30 | 12/18/2019   | 191,150.00        | 124703           | 191,150.00   | 11/1/2019         | 11/30/2019      | 30.0            | 15.0          | 11/16/19 0:00  | 12/26/2019 | 40.5      |
| 403      | 2             | 1900004087          | 2000010012        | FUEL GAS SUPPLIER 31 | 8/9/2019     | 68,937.28         | 3995582          | 68,937.28    | 7/2/2019          | 7/18/2019       | 17.0            | 8.5           | 7/10/19 12:00  | 8/26/2019  | 47.0      |
| 404      | 2             | 1900004470          | 2000014370        | FUEL GAS SUPPLIER 31 | 12/10/2019   | 118,201.50        | 4083535          | 118,201.50   | 11/2/2019         | 11/30/2019      | 29.0            | 14.5          | 11/16/19 12:00 | 12/26/2019 | 41.0      |
| 405      | 1             | 1900001691          | 2000011015        | FUEL GAS SUPPLIER 31 | 1/22/2020    | 744,913.71        | 4112664-1        | 744,913.71   | 1/2/2020          | 12/31/2019      | 30.0            | 15.0          | 12/17/19 0:00  | 1/27/2020  | 41.5      |
| 406      | 2             | 1900002305          | 2000002640        | FUEL GAS SUPPLIER 31 | 2/14/2020    | 318,005.76        | 4130840-1        | 318,005.76   | 1/1/2020          | 1/31/2020       | 31.0            | 15.5          | 1/16/20 12:00  | 2/26/2020  | 41.0      |
| 407      | 2             | 1900001002          | 2000008939        | FUEL GAS SUPPLIER 32 | 8/7/2019     | 37,275.34         | 3237921          | 1,811.84     | 7/10/2019         | 7/15/2019       | 6.0             | 3.0           | 7/13/19 0:00   | 8/26/2019  | 44.5      |
| 408      | 2             | 1900001002          | 2000008939        | FUEL GAS SUPPLIER 32 | 8/7/2019     | 37,275.34         | 3237921          | 35,463.50    | 7/10/2019         | 7/15/2019       | 6.0             | 3.0           | 7/13/19 0:00   | 8/26/2019  | 44.5      |
| 409      | 1             | 1900002839          | 2000008339        | FUEL GAS SUPPLIER 33 | 7/10/2019    | 1,270,408.44      | 201906-0318      | 1,270,408.44 | 6/1/2019          | 6/30/2019       | 30.0            | 15.0          | 6/16/19 0:00   | 7/26/2019  | 39.5      |
| 410      | 1             | 1900003709          | 2000010014        | FUEL GAS SUPPLIER 33 | 8/19/2019    | 1,312,251.94      | 201907-0454      | 1,312,251.94 | 7/1/2019          | 7/31/2019       | 31.0            | 15.5          | 7/16/19 12:00  | 8/26/2019  | 41.0      |
| 411      | 1             | 1900003561          | 2000011087        | FUEL GAS SUPPLIER 33 | 9/13/2019    | 1,711,262.65      | 201908-0076      | 1,711,262.65 | 8/1/2019          | 8/31/2019       | 31.0            | 15.5          | 8/16/19 12:00  | 9/25/2019  | 40.0      |
| 412      | 1             | 1900004576          | 2000012199        | FUEL GAS SUPPLIER 33 | 10/9/2019    | 1,907,549.24      | 201909-0050      | 219.86       | 9/1/2019          | 9/30/2019       | 30.0            | 15.0          | 9/16/19 0:00   | 10/25/2019 | 39.5      |
| 413      | 1             | 1900004576          | 2000012199        | FUEL GAS SUPPLIER 33 | 10/9/2019    | 1,907,549.24      | 201909-0050      | 1,907,330.93 | 9/1/2019          | 9/30/2019       | 30.0            | 15.0          | 9/16/19 0:00   | 10/25/2019 | 39.5      |
| 414      | 1             | 1900005134          | 2000013771        | FUEL GAS SUPPLIER 33 | 11/20/2019   | 2,324,103.90      | 201910-0310      | 2,324,103.90 | 10/1/2019         | 10/31/2019      | 31.0            | 15.5          | 10/16/19 12:00 | 11/25/2019 | 40.5      |
| 415      | 1             | 1900005616          | 2000014834        | FUEL GAS SUPPLIER 33 | 12/16/2019   | 2,141,461.53      | NOV/2019         | 2,141,461.53 | 11/1/2019         | 11/30/2019      | 30.0            | 15.0          | 11/16/19 0:00  | 12/24/2019 | 40.5      |
| 416      | 1             | 1900001374          | 2000001017        | FUEL GAS SUPPLIER 33 | 1/23/2020    | 2,514,908.91      | 201912-0474      | 2,514,908.91 | 12/1/2019         | 12/31/2019      | 31.0            | 15.5          | 12/16/19 12:00 | 1/27/2020  | 42.0      |
| 417      | 1             | 1900001374          | 2000002583        | FUEL GAS SUPPLIER 33 | 2/10/2020    | 2,009,739.33      | 202001-0063      | 131.71       | 1/1/2020          | 1/31/2020       | 31.0            | 15.5          | 1/16/20 12:00  | 2/25/2020  | 40.0      |
| 418      | 1             | 1900001374          | 2000002583        | FUEL GAS SUPPLIER 33 | 2/10/2020    | 2,009,739.33      | 202001-0063      | 2,009,607.62 | 1/1/2020          | 1/31/2020       | 31.0            | 15.5          | 1/16/20 12:00  | 2/25/2020  | 40.0      |
| 419      | 1             | 1900001707          | 2000003722        | FUEL GAS SUPPLIER 33 | 3/18/2020    | 1,169,666.65      | 202002-0429      | 1,169,666.65 | 2/1/2020          | 2/29/2020       | 29.0            | 14.5          | 2/15/20 12:00  | 3/25/2020  | 39.0      |
| 420      | 1             | 190000307           | 2000004922        | FUEL GAS SUPPLIER 33 | 4/9/2020     | 920,712.54        | 202003-0080      | 920,712.54   | 3/1/2020          | 3/31/2020       | 31.0            | 15.5          | 3/16/20 12:00  | 4/27/2020  | 42.0      |
| 421      | 2             | 1900003301          | 2000006424        | FUEL GAS SUPPLIER 33 | 5/14/2020    | 350,989.36        | 202004-0391      | 350,989.36   | 4/1/2020          | 4/30/2020       | 30.0            | 15.0          | 4/16/20 0:00   | 5/26/2020  | 40.5      |
| 422      | 1             | 1900004221          | 2000007582        | FUEL GAS SUPPLIER 33 | 6/9/2020     | 890,473.46        | 202005-0048      | 890,473.46   | 5/1/2020          | 5/31/2020       | 31.0            | 15.5          | 5/16/20 12:00  | 6/25/2020  | 40.5      |
| 423      | 2             | 190000181           | 2000014901        | FUEL GAS SUPPLIER 34 | 12/10/2019   | 86,914.40         | NOV/2019         | 86,914.40    | 11/1/2019         | 11/30/2019      | 30.0            | 15.0          | 11/16/19 0:00  | 12/26/2019 | 40.5      |
| 424      | 2             | 1900003398          | 2000007583        | FUEL GAS SUPPLIER 34 | 6/10/2020    | 42,300.00         | 202005-0336      | 42,300.00    | 5/16/2020         | 5/18/2020       | 3.0             | 1.5           | 5/17/20 12:00  | 6/25/2020  | 39.0      |
| 425      | 1             | 1900002010          | 2000008907        | FUEL GAS SUPPLIER 35 | 8/1/2019     | 72,555.18         | 2019-07TRANSWEST | 260.99       | 7/9/2019          | 7/31/2019       | 23.0            | 11.5          | 7/20/19 12:00  | 8/12/2019  | 23.0      |
| 426      | 1             | 1900002010          | 2000008907        | FUEL GAS SUPPLIER 35 | 8/1/2019     | 72,555.18         | 2019-07TRANSWEST | 72,294.12    | 7/9/2019          | 7/31/2019       | 23.0            | 11.5          | 7/20/19 12:00  | 8/12/2019  | 23.0      |
| 427      | 2             | 1900001615          | 2000006455        | FUEL GAS SUPPLIER 36 | 5/16/2020    | 163,500.00        | 35460            | 163,500.00   | 4/1/2020          | 4/30/2020       | 30.0            | 15.0          | 4/16/20 0:00   | 5/26/2020  | 40.5      |
| 428      | 2             | 1900001786          | 2000000098        | FUEL GAS SUPPLIER 36 | 6/15/2020    | 238,734.60        | 35957            | 238,734.60   | 5/1/2020          | 5/31/2020       | 31.0            | 15.5          | 5/16/20 12:00  | 6/25/2020  | 40.0      |
| 429      | 2             | 1900003838          | 2000006648        | FUEL GAS SUPPLIER 37 | 7/10/2019    | 128,548.67        | P-5014           | 128,548.67   | 6/1/2019          | 6/30/2019       | 30.0            | 15.0          | 6/16/19 0:00   | 7/25/2019  | 39.5      |
| 430      | 2             | 1900002730          | 2000008940        | FUEL GAS SUPPLIER 37 | 8/12/2019    | 340,825.00        | P-5348           | 340,825.00   | 7/1/2019          | 7/31/2019       | 31.0            | 15.5          | 7/16/19 12:00  | 8/26/2019  | 41.0      |

Southwestern Public Service Company - Texas  
Fuel Gas Sample  
12 Months Ended June 30, 2020

| Line No. | Census 1 Sample 2 | Accounting Document | Clearing Document | Description          | Invoice Date | Invoice Amount \$ | InvoiceNo | Amount \$  | From Service Date | To Service Date | Days of Service | Midpoint Date  | Midpoint Days | Payment Date | Due Date   | Lead Days |
|----------|-------------------|---------------------|-------------------|----------------------|--------------|-------------------|-----------|------------|-------------------|-----------------|-----------------|----------------|---------------|--------------|------------|-----------|
| 431      | 1                 | 1900001036          | 2000011154        | FUEL GAS SUPPLIER 37 | 9/10/2019    | 585,455.21        | P-5604    | 585,455.21 | 8/1/2019          | 8/31/2019       | 31.0            | 8/16/19 12:00  | 15.5          | 9/25/2019    | 9/25/2019  | 40.0      |
| 432      | 1                 | 1900001499          | 2000012301        | FUEL GAS SUPPLIER 37 | 10/4/2019    | 594,865.83        | P-5838    | 594,865.83 | 9/1/2019          | 9/30/2019       | 30.0            | 9/16/19 0:00   | 15.0          | 10/25/2019   | 10/25/2019 | 39.5      |
| 433      | 2                 | 1900003942          | 2000013801        | FUEL GAS SUPPLIER 37 | 11/6/2019    | 252,225.00        | 9848      | 252,225.00 | 10/1/2019         | 10/31/2019      | 31.0            | 10/16/19 12:00 | 15.5          | 11/25/2019   | 11/25/2019 | 40.0      |
| 434      | 1                 | 1900005494          | 2000013519        | FUEL GAS SUPPLIER 37 | 12/6/2019    | 926,533.95        | P-6391    | 926,533.95 | 11/1/2019         | 11/30/2019      | 30.0            | 11/16/19 0:00  | 15.0          | 12/26/2019   | 12/27/2019 | 41.5      |
| 435      | 1                 | 1900001781          | 2000001086        | FUEL GAS SUPPLIER 37 | 1/8/2020     | 846,564.03        | P-6689    | 846,564.03 | 12/1/2019         | 12/31/2019      | 31.0            | 12/16/19 12:00 | 15.5          | 1/27/2020    | 1/27/2020  | 42.0      |
| 436      | 2                 | 1900003050          | 2000002628        | FUEL GAS SUPPLIER 37 | 2/17/2020    | 506,904.16        | P-7022    | 506,904.16 | 1/1/2020          | 1/31/2020       | 31.0            | 1/16/20 12:00  | 15.5          | 2/25/2020    | 2/25/2020  | 40.0      |
| 437      | 2                 | 1900000073          | 2000003786        | FUEL GAS SUPPLIER 37 | 3/5/2020     | 282,868.66        | P-7205    | 282,868.66 | 2/1/2020          | 2/29/2020       | 29.0            | 2/15/20 12:00  | 14.5          | 3/25/2020    | 3/25/2020  | 39.0      |
| 438      | 2                 | 1900003536          | 2000006456        | FUEL GAS SUPPLIER 37 | 5/6/2020     | 83,632.03         | P-7755    | 83,632.03  | 4/14/2020         | 4/30/2020       | 17.0            | 4/22/20 12:00  | 8.5           | 5/26/2020    | 5/25/2020  | 34.0      |
| 439      | 1                 | 1900001735          | 2000000099        | FUEL GAS SUPPLIER 37 | 6/5/2020     | 712,050.23        | P-7974    | 712,050.23 | 5/1/2020          | 5/31/2020       | 31.0            | 5/16/20 12:00  | 15.5          | 6/25/2020    | 6/25/2020  | 40.0      |

Southwestern Public Service Company  
Sample Results - Fuel Coal  
12 Months Ended June 30, 2020

| Class                | Stratum | Count of PayRef | Stratum Population | Average Lead | Variance Lead | Weight    | Weighted Average Lead | Weighted Variance of Lead | Finite Population Correction Factor | Variance of Estimate | 90% Confidence Interval | 90% Precision | 95% Confidence Interval | 95% Precision |
|----------------------|---------|-----------------|--------------------|--------------|---------------|-----------|-----------------------|---------------------------|-------------------------------------|----------------------|-------------------------|---------------|-------------------------|---------------|
| FuelCoal             | 1       | 12              | 12                 | 30.333       | 1.061         | 100.0000% | 30.333                | 0.088                     | 0.000                               | 0.000                |                         |               |                         |               |
| <b>Total Rounded</b> |         |                 |                    |              |               |           |                       |                           |                                     |                      |                         |               |                         |               |
|                      |         |                 |                    | 30.333       |               |           | 30.33                 |                           |                                     |                      |                         |               |                         |               |

Southwestern Public Service Company - Texas  
Fuel Coal Census (1)  
12 Months Ended June 30, 2020

| Line No. | Census 1 Sample 2 | Accounting Document | Cleaning Document | Description          | Invoice Date | Invoice Amount \$ | InvoiceNo  | Amount \$    | From Service Date | To Service Date | Days of Service | Midpoint Days | Midpoint Date  | Payment Date | Due Date   | Lead Days |
|----------|-------------------|---------------------|-------------------|----------------------|--------------|-------------------|------------|--------------|-------------------|-----------------|-----------------|---------------|----------------|--------------|------------|-----------|
| 1        | 1                 | 1900002359          | 2000004528        | FUEL COAL SUPPLIER 1 | 6/30/2019    | 19,275,627.17     | TUCO_12/17 | 7,089,164.08 | 6/1/2019          | 6/30/2019       | 30              | 15.0          | 6/16/19 0:00   | 7/15/2019    | 7/15/2019  | 29.5      |
| 2        | 1                 | 1900002359          | 2000004528        | FUEL COAL SUPPLIER 1 | 6/30/2019    | 19,275,627.17     | TUCO_12/17 | 5,880,363.04 | 6/1/2019          | 6/30/2019       | 30              | 15.0          | 6/16/19 0:00   | 7/15/2019    | 7/15/2019  | 29.5      |
| 3        | 1                 | 1900001492          | 2000007047        | FUEL COAL SUPPLIER 1 | 7/31/2019    | 16,590,712.15     | TUCO_01/18 | 7,337,473.55 | 7/1/2019          | 7/31/2019       | 31              | 15.5          | 7/16/19 12:00  | 8/16/2019    | 8/15/2019  | 31.0      |
| 4        | 1                 | 1900001492          | 2000007047        | FUEL COAL SUPPLIER 1 | 7/31/2019    | 16,590,712.15     | TUCO_01/18 | 6,923,536.58 | 7/1/2019          | 7/31/2019       | 31              | 15.5          | 7/16/19 12:00  | 8/16/2019    | 8/15/2019  | 31.0      |
| 5        | 1                 | 1900004461          | 2000009694        | FUEL COAL SUPPLIER 1 | 8/31/2019    | 12,035,436.19     | TUCO_02/18 | 8,868,606.58 | 8/1/2019          | 8/31/2019       | 31              | 15.5          | 8/16/19 12:00  | 9/13/2019    | 9/13/2019  | 28.0      |
| 6        | 1                 | 1900004461          | 2000009694        | FUEL COAL SUPPLIER 1 | 8/31/2019    | 12,035,436.19     | TUCO_02/18 | 7,532,506.50 | 8/1/2019          | 8/31/2019       | 31              | 15.5          | 8/16/19 12:00  | 9/13/2019    | 9/13/2019  | 28.0      |
| 7        | 1                 | 1900002362          | 2000010646        | FUEL COAL SUPPLIER 1 | 9/30/2019    | 11,888,805.87     | TUCO_03/18 | 6,793,723.28 | 9/1/2019          | 9/30/2019       | 30              | 15.0          | 9/16/19 0:00   | 10/16/2019   | 10/16/2019 | 30.5      |
| 8        | 1                 | 1900002362          | 2000010646        | FUEL COAL SUPPLIER 1 | 9/30/2019    | 11,888,805.87     | TUCO_03/18 | 7,222,061.34 | 9/1/2019          | 9/30/2019       | 30              | 15.0          | 9/16/19 0:00   | 10/16/2019   | 10/16/2019 | 30.5      |
| 9        | 1                 | 1900004097          | 2000013348        | FUEL COAL SUPPLIER 1 | 10/31/2019   | 9,862,401.29      | TUCO_04/18 | 5,759,783.01 | 10/1/2019         | 10/31/2019      | 31              | 15.5          | 10/16/19 12:00 | 11/15/2019   | 11/15/2019 | 30.0      |
| 10       | 1                 | 1900004097          | 2000013348        | FUEL COAL SUPPLIER 1 | 10/31/2019   | 9,862,401.29      | TUCO_04/18 | 4,662,761.62 | 10/1/2019         | 10/31/2019      | 31              | 15.5          | 10/16/19 12:00 | 11/15/2019   | 11/15/2019 | 30.0      |
| 11       | 1                 | 1900003758          | 2000012926        | FUEL COAL SUPPLIER 1 | 11/30/2019   | 680,742.00        | TUCO_04/18 | 7,382,905.89 | 11/1/2019         | 11/30/2019      | 30              | 15.0          | 11/16/19 0:00  | 12/16/2019   | 12/16/2019 | 30.5      |
| 12       | 1                 | 1900003758          | 2000012926        | FUEL COAL SUPPLIER 1 | 11/30/2019   | 680,742.00        | TUCO_04/18 | 7,053,201.73 | 11/1/2019         | 11/30/2019      | 30              | 15.0          | 11/16/19 0:00  | 12/16/2019   | 12/16/2019 | 30.5      |
| 13       | 1                 | 1900000681          | 2000000640        | FUEL COAL SUPPLIER 1 | 12/31/2019   | 15,427,121.29     | TUCO_05/18 | 6,626,914.29 | 12/1/2019         | 12/31/2019      | 31              | 15.5          | 12/16/19 12:00 | 1/16/2020    | 1/16/2020  | 31.0      |
| 14       | 1                 | 1900000681          | 2000000640        | FUEL COAL SUPPLIER 1 | 12/31/2019   | 17,656,112.38     | TUCO_06/18 | 5,645,030.59 | 12/1/2019         | 12/31/2019      | 31              | 15.5          | 12/16/19 12:00 | 1/16/2020    | 1/16/2020  | 31.0      |
| 15       | 1                 | 1900001762          | 2000001383        | FUEL COAL SUPPLIER 1 | 1/31/2020    | 17,656,112.38     | TUCO_06/18 | 5,078,135.86 | 1/1/2020          | 1/31/2020       | 31              | 15.5          | 1/16/20 12:00  | 2/17/2020    | 2/16/2020  | 32.0      |
| 16       | 1                 | 1900001762          | 2000001383        | FUEL COAL SUPPLIER 1 | 1/31/2020    | 20,062,802.23     | TUCO_07/18 | 3,389,327.64 | 1/1/2020          | 1/31/2020       | 31              | 15.5          | 1/16/20 12:00  | 2/17/2020    | 2/16/2020  | 32.0      |
| 17       | 1                 | 1900003270          | 2000003410        | FUEL COAL SUPPLIER 1 | 2/29/2020    | 20,062,802.23     | TUCO_07/18 | 4,354,984.74 | 2/1/2020          | 2/29/2020       | 29              | 14.5          | 2/15/20 12:00  | 3/16/2020    | 3/16/2020  | 30.0      |
| 18       | 1                 | 1900003270          | 2000003410        | FUEL COAL SUPPLIER 1 | 2/29/2020    | 18,281,919.79     | TUCO_08/18 | 4,022,960.61 | 2/1/2020          | 2/29/2020       | 29              | 14.5          | 2/15/20 12:00  | 3/16/2020    | 3/16/2020  | 30.0      |
| 19       | 1                 | 1900003500          | 2000004408        | FUEL COAL SUPPLIER 1 | 3/31/2020    | 18,281,919.79     | TUCO_08/18 | 4,249,502.15 | 3/1/2020          | 3/31/2020       | 31              | 15.5          | 3/16/20 12:00  | 4/16/2020    | 4/16/2020  | 31.0      |
| 20       | 1                 | 1900003500          | 2000004408        | FUEL COAL SUPPLIER 1 | 3/31/2020    | 15,966,855.20     | TUCO_09/18 | 2,458,970.84 | 3/1/2020          | 3/31/2020       | 31              | 15.5          | 3/16/20 12:00  | 4/16/2020    | 4/16/2020  | 31.0      |
| 21       | 1                 | 1900002989          | 2000003866        | FUEL COAL SUPPLIER 1 | 4/30/2020    | 15,966,855.20     | TUCO_09/18 | 3,687,341.82 | 4/1/2020          | 4/30/2020       | 30              | 15.0          | 4/16/20 0:00   | 5/15/2020    | 5/15/2020  | 29.5      |
| 22       | 1                 | 1900002989          | 2000003866        | FUEL COAL SUPPLIER 1 | 4/30/2020    | 12,450,576.47     | TUCO_10/18 | 2,858,617.52 | 4/1/2020          | 4/30/2020       | 30              | 15.0          | 4/16/20 0:00   | 5/15/2020    | 5/15/2020  | 29.5      |
| 23       | 1                 | 1900004194          | 2000007310        | FUEL COAL SUPPLIER 1 | 5/31/2020    | 12,450,576.47     | TUCO_10/18 | 4,708,042.94 | 5/1/2020          | 5/31/2020       | 31              | 15.5          | 5/16/20 12:00  | 6/16/2020    | 6/16/2020  | 31.0      |
| 24       | 1                 | 1900004194          | 2000007310        | FUEL COAL SUPPLIER 1 | 5/31/2020    | 15,541,472.25     | TUCO_11/18 | 5,044,200.61 | 5/1/2020          | 5/31/2020       | 31              | 15.5          | 5/16/20 12:00  | 6/16/2020    | 6/16/2020  | 31.0      |

Southwestern Public Service Company  
Sample Results - Fuel Oil  
12 Months Ended June 30, 2020

| Class                | Stratum | Count of PayRef | Stratum Population | Average Lead | Variance Lead | Weight   | Weighted Average Lead | Weighted Variance of Lead | Finite Population Correction Factor | Variance of Estimate | 90% Confidence Interval | 90% Precision | 95% Confidence Interval | 95% Precision |
|----------------------|---------|-----------------|--------------------|--------------|---------------|----------|-----------------------|---------------------------|-------------------------------------|----------------------|-------------------------|---------------|-------------------------|---------------|
| FuelOil              | 1       | 3               | 3                  | 8.833        | 0.583         | 100.000% | 8.833                 | 0.194                     | 0.000                               | 0.000                |                         |               |                         |               |
| <b>Total Rounded</b> |         |                 |                    |              |               |          |                       |                           |                                     |                      |                         |               |                         |               |

**Southwestern Public Service Company  
Fuel Oil Census (1)  
12 Months Ended June 30, 2020**

| Line<br>No. | Census<br>Sample | Pay Reference | Description         | Invoice<br>Date | Invoice<br>Amount | InvoiceNo                    | Amount<br>\$ | From<br>Service Date | To<br>Service Date | Days of<br>Service | Midpoint<br>Days | Midpoint<br>Date | Payment<br>Date | Lead<br>Days |
|-------------|------------------|---------------|---------------------|-----------------|-------------------|------------------------------|--------------|----------------------|--------------------|--------------------|------------------|------------------|-----------------|--------------|
| 1           | 1                | 095481700000  | FUEL OIL SUPPLIER 1 | 1/20/2016       | 24,514.46         | 349940/42/43/350054          | 32,350.45    | 1/20/2016            | 1/20/2016          | 1                  | 0.5              | 1/20/16 12:00    | 1/29/2016       | 9.0          |
| 2           | 1                | 570492700000  | FUEL OIL SUPPLIER 1 | 2/8/2016        | 24,495.11         | 35137075/777/79/82/351401/34 | 68,340.97    | 2/2/2016             | 2/3/2016           | 2                  | 1.0              | 2/3/16 0:00      | 2/12/2016       | 9.5          |
| 3           | 1                | 348092800000  | FUEL OIL SUPPLIER 1 | 10/4/2016       | 67,814.96         | 100416                       | 67,814.96    | 9/29/2016            | 9/29/2016          | 1                  | 0.5              | 9/29/16 12:00    | 10/07/2016      | 8.0          |



Southwestern Public Service Company - Texas  
Sample Results - Purchased Power  
12 Months Ended June 30, 2020

| Class                | Stratum | Count of PayRef | Stratum Population | Average Lead | Variance Lead | Weight      | Weighted Average Lead | Weighted Variance of Lead | Finite Population Correction Factor | Variance of Estimate | 90% Confidence Interval | 90% Precision | 95% Confidence Interval | 95% Precision |
|----------------------|---------|-----------------|--------------------|--------------|---------------|-------------|-----------------------|---------------------------|-------------------------------------|----------------------|-------------------------|---------------|-------------------------|---------------|
| PurchPower           | 1       | 50              | 50                 | 41.982       | 41.165        | 54.009%     | 22.674                | 0.240                     | 0.000                               | 0.000                |                         |               |                         |               |
| PurchPower           | 2       | 125             | 264                | 40.244       | 21.607        | 45.991%     | 18.509                | 0.037                     | 0.527                               | 0.019                |                         |               |                         |               |
| <b>Total</b>         |         | <b>175</b>      | <b>314</b>         |              |               | <b>100%</b> | <b>41.183</b>         |                           |                                     | <b>0.019</b>         | <b>0.228</b>            | <b>0.554%</b> | <b>0.272</b>            | <b>0.660%</b> |
| <b>Total Rounded</b> |         |                 |                    |              |               |             | <b>41.18</b>          |                           |                                     |                      |                         |               |                         |               |

Southwestern Public Service Company - Texas  
Purchased Power Sample  
12 Months Ended June 30, 2020

| Line No. | Census 1 Sample 2 | Accounting Document | Clearing Document | Description                | Invoice Date | Invoice Amount \$ | InvoiceNo    | Amount \$    | From Service Date | To Service Date | Days of Service | Midpoint Days | Midpoint Date  | Payment Date | Due Date   | Lead Days |
|----------|-------------------|---------------------|-------------------|----------------------------|--------------|-------------------|--------------|--------------|-------------------|-----------------|-----------------|---------------|----------------|--------------|------------|-----------|
| 1        | 2                 | 1900001327          | 2000001144        | PURCHASED POWER SUPPLIER 1 | 2/17/2020    | 4,633.94          | 2020-0057180 | 4,848.94     | 1/1/2020          | 1/31/2020       | 31              | 15.5          | 1/16/2012.00   | 2/20/2020    | 2/20/2020  | 350       |
| 2        | 1                 | 1900002896          | 2000006643        | PURCHASED POWER SUPPLIER 2 | 7/23/2019    | 1,597,884.91      | 01036        | 15,500.00    | 6/1/2019          | 6/30/2019       | 30              | 15.0          | 6/16/19 0.00   | 7/25/2019    | 7/25/2019  | 39.5      |
| 3        | 1                 | 1900002896          | 2000006643        | PURCHASED POWER SUPPLIER 2 | 7/23/2019    | 1,597,884.91      | 01036        | 287,244.44   | 6/1/2019          | 6/30/2019       | 30              | 15.0          | 6/16/19 0.00   | 7/25/2019    | 7/25/2019  | 39.5      |
| 4        | 1                 | 1900002896          | 2000006643        | PURCHASED POWER SUPPLIER 2 | 7/23/2019    | 1,597,884.91      | 01036        | 358,075.91   | 6/1/2019          | 6/30/2019       | 30              | 15.0          | 6/16/19 0.00   | 7/25/2019    | 7/25/2019  | 39.5      |
| 5        | 1                 | 1900002896          | 2000006643        | PURCHASED POWER SUPPLIER 2 | 7/23/2019    | 1,597,884.91      | 01036        | 999,437.26   | 6/1/2019          | 6/30/2019       | 30              | 15.0          | 6/16/19 0.00   | 7/25/2019    | 7/25/2019  | 39.5      |
| 6        | 1                 | 1900002896          | 2000006643        | PURCHASED POWER SUPPLIER 2 | 7/23/2019    | 1,597,884.91      | 01036        | 1,452,716.90 | 6/1/2019          | 6/30/2019       | 30              | 15.0          | 6/16/19 0.00   | 7/25/2019    | 7/25/2019  | 39.5      |
| 7        | 1                 | 1900003598          | 2000008934        | PURCHASED POWER SUPPLIER 2 | 8/19/2019    | 1,346,079.13      | 01040        | 15,500.00    | 7/1/2019          | 7/31/2019       | 31              | 15.5          | 7/16/19 12.00  | 8/26/2019    | 8/26/2019  | 41.0      |
| 8        | 1                 | 1900003598          | 2000008934        | PURCHASED POWER SUPPLIER 2 | 8/19/2019    | 1,346,079.13      | 01040        | 317,905.43   | 7/1/2019          | 7/31/2019       | 31              | 15.5          | 7/16/19 12.00  | 8/26/2019    | 8/26/2019  | 41.0      |
| 9        | 1                 | 1900003598          | 2000008934        | PURCHASED POWER SUPPLIER 2 | 8/19/2019    | 1,346,079.13      | 01040        | 363,656.85   | 7/1/2019          | 7/31/2019       | 31              | 15.5          | 7/16/19 12.00  | 8/26/2019    | 8/26/2019  | 41.0      |
| 10       | 1                 | 1900003598          | 2000008934        | PURCHASED POWER SUPPLIER 2 | 8/19/2019    | 1,346,079.13      | 01040        | 617,530.50   | 7/1/2019          | 7/31/2019       | 31              | 15.5          | 7/16/19 12.00  | 8/26/2019    | 8/26/2019  | 41.0      |
| 11       | 1                 | 1900003598          | 2000008934        | PURCHASED POWER SUPPLIER 2 | 8/19/2019    | 1,346,079.13      | 01040        | 1,218,579.63 | 7/1/2019          | 7/31/2019       | 31              | 15.5          | 7/16/19 12.00  | 8/26/2019    | 8/26/2019  | 41.0      |
| 12       | 1                 | 1900004813          | 2000008508        | PURCHASED POWER SUPPLIER 2 | 9/17/2019    | 1,357,052.60      | 01043        | 15,500.00    | 8/1/2019          | 8/31/2019       | 31              | 15.5          | 8/16/19 12.00  | 9/25/2019    | 9/25/2019  | 40.0      |
| 13       | 1                 | 1900004813          | 2000008508        | PURCHASED POWER SUPPLIER 2 | 9/17/2019    | 1,357,052.60      | 01043        | 320,504.32   | 8/1/2019          | 8/31/2019       | 31              | 15.5          | 8/16/19 12.00  | 9/25/2019    | 9/25/2019  | 40.0      |
| 14       | 1                 | 1900004813          | 2000008508        | PURCHASED POWER SUPPLIER 2 | 9/17/2019    | 1,357,052.60      | 01043        | 363,656.85   | 8/1/2019          | 8/31/2019       | 31              | 15.5          | 8/16/19 12.00  | 9/25/2019    | 9/25/2019  | 40.0      |
| 15       | 1                 | 1900004813          | 2000008508        | PURCHASED POWER SUPPLIER 2 | 9/17/2019    | 1,357,052.60      | 01043        | 617,530.50   | 8/1/2019          | 8/31/2019       | 31              | 15.5          | 8/16/19 12.00  | 9/25/2019    | 9/25/2019  | 40.0      |
| 16       | 1                 | 1900004813          | 2000008508        | PURCHASED POWER SUPPLIER 2 | 9/17/2019    | 1,357,052.60      | 01043        | 1,238,954.82 | 8/1/2019          | 8/31/2019       | 31              | 15.5          | 8/16/19 12.00  | 9/25/2019    | 9/25/2019  | 40.0      |
| 17       | 1                 | 1900001059          | 2000011144        | PURCHASED POWER SUPPLIER 2 | 10/15/2019   | 1,271,119.08      | 01047        | 15,500.00    | 9/1/2019          | 9/30/2019       | 30              | 15.0          | 9/16/19 0.00   | 10/25/2019   | 10/25/2019 | 39.5      |
| 18       | 1                 | 1900001059          | 2000011144        | PURCHASED POWER SUPPLIER 2 | 10/15/2019   | 1,271,119.08      | 01047        | 299,269.46   | 9/1/2019          | 9/30/2019       | 30              | 15.0          | 9/16/19 0.00   | 10/25/2019   | 10/25/2019 | 39.5      |
| 19       | 1                 | 1900001059          | 2000011144        | PURCHASED POWER SUPPLIER 2 | 10/15/2019   | 1,271,119.08      | 01047        | 363,656.85   | 9/1/2019          | 9/30/2019       | 30              | 15.0          | 9/16/19 0.00   | 10/25/2019   | 10/25/2019 | 39.5      |
| 20       | 1                 | 1900001059          | 2000011144        | PURCHASED POWER SUPPLIER 2 | 10/15/2019   | 1,271,119.08      | 01047        | 617,530.50   | 9/1/2019          | 9/30/2019       | 30              | 15.0          | 9/16/19 0.00   | 10/25/2019   | 10/25/2019 | 39.5      |
| 21       | 1                 | 1900001059          | 2000011144        | PURCHASED POWER SUPPLIER 2 | 10/15/2019   | 1,271,119.08      | 01047        | 1,244,296.80 | 9/1/2019          | 9/30/2019       | 30              | 15.0          | 9/16/19 0.00   | 10/25/2019   | 10/25/2019 | 39.5      |
| 22       | 1                 | 1900004421          | 2000013382        | PURCHASED POWER SUPPLIER 2 | 11/4/2019    | 959,234.54        | 01050        | 15,500.00    | 10/1/2019         | 10/31/2019      | 31              | 15.5          | 10/16/19 12.00 | 11/22/2019   | 11/22/2019 | 40.0      |
| 23       | 1                 | 1900004421          | 2000013382        | PURCHASED POWER SUPPLIER 2 | 11/4/2019    | 959,234.54        | 01050        | 219,457.51   | 10/1/2019         | 10/31/2019      | 31              | 15.5          | 10/16/19 12.00 | 11/22/2019   | 11/22/2019 | 40.0      |
| 24       | 1                 | 1900004421          | 2000013382        | PURCHASED POWER SUPPLIER 2 | 11/4/2019    | 959,234.54        | 01050        | 363,656.85   | 10/1/2019         | 10/31/2019      | 31              | 15.5          | 10/16/19 12.00 | 11/22/2019   | 11/22/2019 | 40.0      |
| 25       | 1                 | 1900004421          | 2000013382        | PURCHASED POWER SUPPLIER 2 | 11/4/2019    | 959,234.54        | 01050        | 617,530.50   | 10/1/2019         | 10/31/2019      | 31              | 15.5          | 10/16/19 12.00 | 11/22/2019   | 11/22/2019 | 40.0      |
| 26       | 1                 | 1900004421          | 2000013382        | PURCHASED POWER SUPPLIER 2 | 11/4/2019    | 959,234.54        | 01050        | 1,005,359.56 | 10/1/2019         | 10/31/2019      | 31              | 15.5          | 10/16/19 12.00 | 11/22/2019   | 11/22/2019 | 40.0      |
| 27       | 1                 | 1900004889          | 2000013515        | PURCHASED POWER SUPPLIER 2 | 12/16/2019   | 1,424,272.17      | 01051        | 15,500.00    | 11/1/2019         | 11/30/2019      | 30              | 15.0          | 11/16/19 0.00  | 12/26/2019   | 12/26/2019 | 40.5      |
| 28       | 1                 | 1900004889          | 2000013515        | PURCHASED POWER SUPPLIER 2 | 12/16/2019   | 1,424,272.17      | 01051        | 327,686.27   | 11/1/2019         | 11/30/2019      | 30              | 15.0          | 11/16/19 0.00  | 12/26/2019   | 12/26/2019 | 40.5      |
| 29       | 1                 | 1900004889          | 2000013515        | PURCHASED POWER SUPPLIER 2 | 12/16/2019   | 1,424,272.17      | 01051        | 363,656.85   | 11/1/2019         | 11/30/2019      | 30              | 15.0          | 11/16/19 0.00  | 12/26/2019   | 12/26/2019 | 40.5      |
| 30       | 1                 | 1900004889          | 2000013515        | PURCHASED POWER SUPPLIER 2 | 12/16/2019   | 1,424,272.17      | 01051        | 617,530.50   | 11/1/2019         | 11/30/2019      | 30              | 15.0          | 11/16/19 0.00  | 12/26/2019   | 12/26/2019 | 40.5      |
| 31       | 1                 | 1900004889          | 2000013515        | PURCHASED POWER SUPPLIER 2 | 12/16/2019   | 1,424,272.17      | 01051        | 1,817,186.34 | 11/1/2019         | 11/30/2019      | 30              | 15.0          | 11/16/19 0.00  | 12/26/2019   | 12/26/2019 | 40.5      |
| 32       | 1                 | 1900001930          | 2000001000        | PURCHASED POWER SUPPLIER 2 | 1/2/2020     | 1,404,288.28      | 2019-0056882 | 15,500.00    | 12/1/2019         | 12/31/2019      | 31              | 15.5          | 12/16/19 12.00 | 1/24/2020    | 1/27/2020  | 42.0      |
| 33       | 1                 | 1900001930          | 2000001000        | PURCHASED POWER SUPPLIER 2 | 1/2/2020     | 1,404,288.28      | 2019-0056882 | 339,605.85   | 12/1/2019         | 12/31/2019      | 31              | 15.5          | 12/16/19 12.00 | 1/24/2020    | 1/27/2020  | 42.0      |
| 34       | 1                 | 1900001930          | 2000001000        | PURCHASED POWER SUPPLIER 2 | 1/2/2020     | 1,404,288.28      | 2019-0056882 | 363,656.85   | 12/1/2019         | 12/31/2019      | 31              | 15.5          | 12/16/19 12.00 | 1/24/2020    | 1/27/2020  | 42.0      |
| 35       | 1                 | 1900001930          | 2000001000        | PURCHASED POWER SUPPLIER 2 | 1/2/2020     | 1,404,288.28      | 2019-0056882 | 617,530.50   | 12/1/2019         | 12/31/2019      | 31              | 15.5          | 12/16/19 12.00 | 1/24/2020    | 1/27/2020  | 42.0      |
| 36       | 1                 | 1900001930          | 2000001000        | PURCHASED POWER SUPPLIER 2 | 1/2/2020     | 1,404,288.28      | 2019-0056882 | 1,774,048.24 | 12/1/2019         | 12/31/2019      | 31              | 15.5          | 12/16/19 12.00 | 1/24/2020    | 1/27/2020  | 42.0      |
| 37       | 1                 | 1900001882          | 2000002620        | PURCHASED POWER SUPPLIER 2 | 2/3/2020     | 1,395,220.76      | 2020-0057200 | 15,500.00    | 1/1/2020          | 1/31/2020       | 31              | 15.5          | 1/16/20 12.00  | 2/25/2020    | 2/25/2020  | 40.0      |
| 38       | 1                 | 1900001882          | 2000002620        | PURCHASED POWER SUPPLIER 2 | 2/3/2020     | 1,395,220.76      | 2020-0057200 | 332,451.06   | 1/1/2020          | 1/31/2020       | 31              | 15.5          | 1/16/20 12.00  | 2/25/2020    | 2/25/2020  | 40.0      |
| 39       | 1                 | 1900001882          | 2000002620        | PURCHASED POWER SUPPLIER 2 | 2/3/2020     | 1,395,220.76      | 2020-0057200 | 363,656.85   | 1/1/2020          | 1/31/2020       | 31              | 15.5          | 1/16/20 12.00  | 2/25/2020    | 2/25/2020  | 40.0      |
| 40       | 1                 | 1900001882          | 2000002620        | PURCHASED POWER SUPPLIER 2 | 2/3/2020     | 1,395,220.76      | 2020-0057200 | 617,530.50   | 1/1/2020          | 1/31/2020       | 31              | 15.5          | 1/16/20 12.00  | 2/25/2020    | 2/25/2020  | 40.0      |
| 41       | 1                 | 1900001882          | 2000002620        | PURCHASED POWER SUPPLIER 2 | 2/3/2020     | 1,395,220.76      | 2020-0057200 | 1,450,754.98 | 1/1/2020          | 1/31/2020       | 31              | 15.5          | 1/16/20 12.00  | 2/25/2020    | 2/25/2020  | 40.0      |

Southwestern Public Service Company - Texas  
Purchased Power Sample  
12 Months Ended June 30, 2020

| Line No. | Census 1 Sample 2 | Accounting Document | Clearing Document | Description                | Invoice Date | Invoice Amount \$ | InvoiceNo      | Amount \$    | From Service Date | To Service Date | Days of Service | Midpoint Days | Midpoint Date  | Payment Date | Due Date   | Lead Days |
|----------|-------------------|---------------------|-------------------|----------------------------|--------------|-------------------|----------------|--------------|-------------------|-----------------|-----------------|---------------|----------------|--------------|------------|-----------|
| 42       | 1                 | 1900002793          | 2000003707        | PURCHASED POWER SUPPLIER 2 | 3/2/2020     | 1,314,164.68      | 2020-0057583   | 15,500.00    | 2/1/2020          | 2/29/2020       | 29              | 14.5          | 2/15/2020      | 3/25/2020    | 3/25/2020  | 390       |
| 43       | 1                 | 1900002793          | 2000003707        | PURCHASED POWER SUPPLIER 2 | 3/2/2020     | 1,314,164.68      | 2020-0057583   | 317,121.72   | 2/1/2020          | 2/29/2020       | 29              | 14.5          | 2/15/2020      | 3/25/2020    | 3/25/2020  | 390       |
| 44       | 1                 | 1900002793          | 2000003707        | PURCHASED POWER SUPPLIER 2 | 3/2/2020     | 1,314,164.68      | 2020-0057583   | 363,656.85   | 2/1/2020          | 2/29/2020       | 29              | 14.5          | 2/15/2020      | 3/25/2020    | 3/25/2020  | 390       |
| 45       | 1                 | 1900002793          | 2000003707        | PURCHASED POWER SUPPLIER 2 | 3/2/2020     | 1,314,164.68      | 2020-0057583   | 617,530.50   | 2/1/2020          | 2/29/2020       | 29              | 14.5          | 2/15/2020      | 3/25/2020    | 3/25/2020  | 390       |
| 46       | 1                 | 1900002793          | 2000003707        | PURCHASED POWER SUPPLIER 2 | 3/2/2020     | 1,314,164.68      | 2020-0057583   | 1,201,917.35 | 2/1/2020          | 2/29/2020       | 29              | 14.5          | 2/15/2020      | 3/25/2020    | 3/25/2020  | 390       |
| 47       | 1                 | 1900002244          | 2000004950        | PURCHASED POWER SUPPLIER 2 | 4/2/2020     | 1,145,244.74      | 2020-0058206   | 15,500.00    | 3/1/2020          | 3/31/2020       | 31              | 15.5          | 3/16/2020      | 4/27/2020    | 4/25/2020  | 420       |
| 48       | 1                 | 1900002244          | 2000004950        | PURCHASED POWER SUPPLIER 2 | 4/2/2020     | 1,145,244.74      | 2020-0058206   | 321,379.59   | 3/1/2020          | 3/31/2020       | 31              | 15.5          | 3/16/2020      | 4/27/2020    | 4/25/2020  | 420       |
| 49       | 1                 | 1900002244          | 2000004950        | PURCHASED POWER SUPPLIER 2 | 4/2/2020     | 1,145,244.74      | 2020-0058206   | 363,656.85   | 3/1/2020          | 3/31/2020       | 31              | 15.5          | 3/16/2020      | 4/27/2020    | 4/25/2020  | 420       |
| 50       | 1                 | 1900002244          | 2000004950        | PURCHASED POWER SUPPLIER 2 | 4/2/2020     | 1,145,244.74      | 2020-0058206   | 617,530.50   | 3/1/2020          | 3/31/2020       | 31              | 15.5          | 3/16/2020      | 4/27/2020    | 4/25/2020  | 420       |
| 51       | 1                 | 1900002244          | 2000004950        | PURCHASED POWER SUPPLIER 2 | 4/2/2020     | 1,145,244.74      | 2020-0058206   | 1,225,173.88 | 3/1/2020          | 3/31/2020       | 31              | 15.5          | 3/16/2020      | 4/27/2020    | 4/25/2020  | 420       |
| 52       | 2                 | 1900002208          | 2000006450        | PURCHASED POWER SUPPLIER 2 | 5/4/2020     | 1,149,821.56      | 2020-0058666   | 15,500.00    | 4/1/2020          | 4/30/2020       | 30              | 15.0          | 4/16/2020      | 5/26/2020    | 5/26/2020  | 405       |
| 53       | 2                 | 1900002208          | 2000006450        | PURCHASED POWER SUPPLIER 2 | 5/4/2020     | 1,149,821.56      | 2020-0058666   | 204,248.35   | 4/1/2020          | 4/30/2020       | 30              | 15.0          | 4/16/2020      | 5/26/2020    | 5/26/2020  | 405       |
| 54       | 2                 | 1900002208          | 2000006450        | PURCHASED POWER SUPPLIER 2 | 5/4/2020     | 1,149,821.56      | 2020-0058666   | 363,656.85   | 4/1/2020          | 4/30/2020       | 30              | 15.0          | 4/16/2020      | 5/26/2020    | 5/26/2020  | 405       |
| 55       | 2                 | 1900002208          | 2000006450        | PURCHASED POWER SUPPLIER 2 | 5/4/2020     | 1,149,821.56      | 2020-0058666   | 586,815.15   | 4/1/2020          | 4/30/2020       | 30              | 15.0          | 4/16/2020      | 5/26/2020    | 5/26/2020  | 405       |
| 56       | 2                 | 1900002208          | 2000006450        | PURCHASED POWER SUPPLIER 2 | 5/4/2020     | 1,149,821.56      | 2020-0058666   | 617,530.50   | 4/1/2020          | 4/30/2020       | 30              | 15.0          | 4/16/2020      | 5/26/2020    | 5/26/2020  | 405       |
| 57       | 1                 | 1900004560          | 2000000993        | PURCHASED POWER SUPPLIER 2 | 6/2/2020     | 981,392.01        | 2020-0059015   | 15,500.00    | 5/1/2020          | 5/31/2020       | 31              | 15.5          | 5/16/2020      | 6/25/2020    | 6/25/2020  | 400       |
| 58       | 1                 | 1900004560          | 2000000993        | PURCHASED POWER SUPPLIER 2 | 6/2/2020     | 981,392.01        | 2020-0059015   | 317,977.66   | 5/1/2020          | 5/31/2020       | 31              | 15.5          | 5/16/2020      | 6/25/2020    | 6/25/2020  | 400       |
| 59       | 1                 | 1900004560          | 2000000993        | PURCHASED POWER SUPPLIER 2 | 6/2/2020     | 981,392.01        | 2020-0059015   | 363,656.85   | 5/1/2020          | 5/31/2020       | 31              | 15.5          | 5/16/2020      | 6/25/2020    | 6/25/2020  | 400       |
| 60       | 1                 | 1900004560          | 2000000993        | PURCHASED POWER SUPPLIER 2 | 6/2/2020     | 981,392.01        | 2020-0059015   | 617,530.50   | 5/1/2020          | 5/31/2020       | 31              | 15.5          | 5/16/2020      | 6/25/2020    | 6/25/2020  | 400       |
| 61       | 1                 | 1900004560          | 2000000993        | PURCHASED POWER SUPPLIER 2 | 6/2/2020     | 981,392.01        | 2020-0059015   | 1,351,514.80 | 5/1/2020          | 5/31/2020       | 31              | 15.5          | 5/16/2020      | 6/25/2020    | 6/25/2020  | 400       |
| 62       | 2                 | 1900002298          | 2000008038        | PURCHASED POWER SUPPLIER 3 | 7/9/2019     | 801,019.74        | AR1529_0000007 | 801,019.74   | 6/1/2019          | 6/30/2019       | 30              | 15.0          | 6/16/19 0:00   | 7/22/2019    | 7/20/2019  | 365       |
| 63       | 2                 | 190000967           | 2000007799        | PURCHASED POWER SUPPLIER 3 | 8/9/2019     | 821,418.30        | AR1529_0000008 | 821,418.30   | 7/1/2019          | 7/31/2019       | 31              | 15.5          | 7/16/19 12:00  | 8/20/2019    | 8/20/2019  | 350       |
| 64       | 2                 | 1900001428          | 2000008145        | PURCHASED POWER SUPPLIER 3 | 9/11/2019    | 624,574.10        | 2019-0054853   | 624,574.10   | 8/1/2019          | 8/31/2019       | 31              | 15.5          | 8/16/19 12:00  | 9/20/2019    | 9/20/2019  | 350       |
| 65       | 2                 | 1900004029          | 2000007799        | PURCHASED POWER SUPPLIER 3 | 10/9/2019    | 1,179,383.50      | AR1529_0000010 | 1,179,383.50 | 9/1/2019          | 9/30/2019       | 30              | 15.0          | 9/16/19 0:00   | 10/21/2019   | 10/21/2019 | 355       |
| 66       | 2                 | 1900001192          | 2000013552        | PURCHASED POWER SUPPLIER 3 | 11/1/2019    | 846,520.42        | AR1529_0000011 | 846,520.42   | 10/1/2019         | 10/31/2019      | 31              | 15.5          | 10/16/19 12:00 | 11/20/2019   | 11/20/2019 | 350       |
| 67       | 2                 | 1900000991          | 2000001124        | PURCHASED POWER SUPPLIER 3 | 1/13/2020    | 961,718.44        | 2019-0056776   | 961,718.44   | 12/1/2019         | 12/31/2019      | 31              | 15.5          | 12/16/19 12:00 | 1/21/2020    | 1/20/2020  | 360       |
| 68       | 2                 | 1900003471          | 2000002715        | PURCHASED POWER SUPPLIER 3 | 4/14/2020    | 1,023,476.26      | 2020-0058125   | 1,023,476.26 | 3/1/2020          | 3/31/2020       | 31              | 15.5          | 3/16/2020      | 4/20/2020    | 4/20/2020  | 350       |
| 69       | 2                 | 1900002955          | 2000006057        | PURCHASED POWER SUPPLIER 3 | 5/15/2020    | 870,913.68        | 2020-0058571   | 870,913.68   | 4/1/2020          | 4/30/2020       | 30              | 15.0          | 4/16/2020      | 5/20/2020    | 5/20/2020  | 345       |
| 70       | 2                 | 1900004573          | 2000009723        | PURCHASED POWER SUPPLIER 4 | 8/9/2019     | 701,371.69        | 516025         | 24,436.71    | 7/1/2019          | 7/31/2019       | 31              | 15.5          | 7/16/19 12:00  | 8/20/2019    | 8/27/2019  | 420       |
| 71       | 2                 | 1900004573          | 2000009723        | PURCHASED POWER SUPPLIER 4 | 8/9/2019     | 701,371.69        | 516025         | 676,934.98   | 7/1/2019          | 7/31/2019       | 31              | 15.5          | 7/16/19 12:00  | 8/20/2019    | 8/27/2019  | 420       |
| 72       | 2                 | 1900004754          | 2000007800        | PURCHASED POWER SUPPLIER 4 | 10/9/2019    | 577,345.82        | 527662         | 33,883.18    | 9/1/2019          | 9/30/2019       | 30              | 15.0          | 9/16/19 0:00   | 10/21/2019   | 10/29/2019 | 435       |
| 73       | 2                 | 1900004754          | 2000007800        | PURCHASED POWER SUPPLIER 4 | 10/9/2019    | 577,345.82        | 527662         | 543,462.64   | 9/1/2019          | 9/30/2019       | 30              | 15.0          | 9/16/19 0:00   | 10/21/2019   | 10/29/2019 | 435       |
| 74       | 2                 | 1900004691          | 2000014691        | PURCHASED POWER SUPPLIER 4 | 12/12/2019   | 371,100.24        | 2019-0056194   | 371,100.24   | 11/1/2019         | 11/30/2019      | 30              | 15.0          | 11/16/19 0:00  | 12/20/2019   | 12/26/2019 | 405       |
| 75       | 2                 | 1900004691          | 2000014691        | PURCHASED POWER SUPPLIER 4 | 12/12/2019   | 371,100.24        | 2019-0056194   | 313,429.53   | 11/1/2019         | 11/30/2019      | 30              | 15.0          | 11/16/19 0:00  | 12/20/2019   | 12/26/2019 | 405       |
| 76       | 2                 | 1900001510          | 2000000125        | PURCHASED POWER SUPPLIER 4 | 1/14/2020    | 382,285.18        | #              | 49,369.72    | 12/1/2019         | 12/31/2019      | 31              | 15.5          | 12/16/19 12:00 | 1/21/2020    | 1/28/2020  | 430       |
| 77       | 2                 | 1900001510          | 2000000125        | PURCHASED POWER SUPPLIER 4 | 1/14/2020    | 382,285.18        | #              | 332,915.46   | 12/1/2019         | 12/31/2019      | 31              | 15.5          | 12/16/19 12:00 | 1/21/2020    | 1/28/2020  | 430       |
| 78       | 2                 | 1900001867          | 2000003581        | PURCHASED POWER SUPPLIER 4 | 3/10/2020    | 443,956.20        | #              | 40,557.21    | 2/1/2020          | 2/29/2020       | 29              | 14.5          | 2/15/2020      | 3/20/2020    | 3/26/2020  | 400       |
| 79       | 2                 | 1900001867          | 2000003581        | PURCHASED POWER SUPPLIER 4 | 3/10/2020    | 443,956.20        | #              | 403,398.99   | 2/1/2020          | 2/29/2020       | 29              | 14.5          | 2/15/2020      | 3/20/2020    | 3/26/2020  | 400       |
| 80       | 2                 | 1900002719          | 2000004179        | PURCHASED POWER SUPPLIER 4 | 6/16/2020    | 807,473.31        | 2020-0059026   | 74,331.69    | 5/1/2020          | 5/31/2020       | 31              | 15.5          | 5/16/2020      | 6/22/2020    | 6/26/2020  | 410       |
| 81       | 2                 | 1900002719          | 2000004179        | PURCHASED POWER SUPPLIER 4 | 6/16/2020    | 807,473.31        | 2020-0059026   | 733,141.62   | 5/1/2020          | 5/31/2020       | 31              | 15.5          | 5/16/2020      | 6/22/2020    | 6/26/2020  | 410       |
| 82       | 1                 | 1900002421          | 2000007073        | PURCHASED POWER SUPPLIER 5 | 7/17/2019    | 4,010,645.97      | LEA0619        | 1,309.34     | 6/1/2019          | 6/30/2019       | 30              | 15.0          | 6/16/19 0:00   | 7/29/2019    | 7/29/2019  | 435       |

Southwestern Public Service Company - Texas  
Purchased Power Sample  
12 Months Ended June 30, 2020

| Line No. | Census 1 Sample 2 | Accounting Document | Clearing Document | Description                | Invoice Date | Invoice Amount \$ | InvoiceNo     | Amount \$    | From Service Date | To Service Date | Days of Service | Midpoint Days | Midpoint Date  | Payment Date | Due Date   | Lead Days |
|----------|-------------------|---------------------|-------------------|----------------------------|--------------|-------------------|---------------|--------------|-------------------|-----------------|-----------------|---------------|----------------|--------------|------------|-----------|
| 83       | 1                 | 1900002421          | 2000007073        | PURCHASED POWER SUPPLIER 5 | 7/17/2019    | 4,010,645.97      | LEA0619       | 138,053.85   | 6/1/2019          | 6/30/2019       | 30              | 15.0          | 6/16/19 0.00   | 7/29/2019    | 7/29/2019  | 43.5      |
| 84       | 1                 | 1900002421          | 2000007073        | PURCHASED POWER SUPPLIER 5 | 7/17/2019    | 4,010,645.97      | LEA0619       | 3,871,282.78 | 6/1/2019          | 6/30/2019       | 30              | 15.0          | 6/16/19 0.00   | 7/29/2019    | 7/29/2019  | 43.5      |
| 85       | 1                 | 1900003140          | 2000009673        | PURCHASED POWER SUPPLIER 5 | 8/13/2019    | 4,136,051.02      | LEA0719       | 134,230.53   | 7/1/2019          | 7/31/2019       | 31              | 15.5          | 7/16/19 12.00  | 8/29/2019    | 8/29/2019  | 44.0      |
| 86       | 1                 | 1900003140          | 2000009673        | PURCHASED POWER SUPPLIER 5 | 8/13/2019    | 4,136,051.02      | LEA0719       | 336,038.82   | 7/1/2019          | 7/31/2019       | 31              | 15.5          | 7/16/19 12.00  | 8/29/2019    | 8/29/2019  | 44.0      |
| 87       | 1                 | 1900003140          | 2000009673        | PURCHASED POWER SUPPLIER 5 | 8/13/2019    | 4,136,051.02      | LEA0719       | 3,665,779.89 | 7/1/2019          | 7/31/2019       | 31              | 15.5          | 7/16/19 12.00  | 8/29/2019    | 8/29/2019  | 44.0      |
| 88       | 1                 | 1900004344          | 2000007226        | PURCHASED POWER SUPPLIER 5 | 9/11/2019    | 5,268,102.86      | LEA0819REV    | 5,150.27     | 8/1/2019          | 8/31/2019       | 31              | 15.5          | 8/16/19 12.00  | 9/18/2019    | 9/27/2019  | 42.0      |
| 89       | 1                 | 1900004344          | 2000007226        | PURCHASED POWER SUPPLIER 5 | 9/11/2019    | 5,268,102.86      | LEA0819REV    | 133,562.89   | 8/1/2019          | 8/31/2019       | 31              | 15.5          | 8/16/19 12.00  | 9/18/2019    | 9/27/2019  | 42.0      |
| 90       | 1                 | 1900004344          | 2000007226        | PURCHASED POWER SUPPLIER 5 | 9/11/2019    | 5,268,102.86      | LEA0819REV    | 563,426.37   | 8/1/2019          | 8/31/2019       | 31              | 15.5          | 8/16/19 12.00  | 9/18/2019    | 9/27/2019  | 42.0      |
| 91       | 1                 | 1900004344          | 2000007226        | PURCHASED POWER SUPPLIER 5 | 9/11/2019    | 5,268,102.86      | LEA0819REV    | 889,846.68   | 8/1/2019          | 8/31/2019       | 31              | 15.5          | 8/16/19 12.00  | 9/18/2019    | 9/27/2019  | 42.0      |
| 92       | 1                 | 1900004344          | 2000007226        | PURCHASED POWER SUPPLIER 5 | 9/11/2019    | 5,268,102.86      | LEA0819REV    | 3,676,116.65 | 8/1/2019          | 8/31/2019       | 31              | 15.5          | 8/16/19 12.00  | 9/18/2019    | 9/27/2019  | 42.0      |
| 93       | 1                 | 1900004216          | 2000012193        | PURCHASED POWER SUPPLIER 5 | 10/10/2019   | 4,527,478.90      | LEA0919       | 18,962.77    | 9/1/2019          | 9/30/2019       | 30              | 15.0          | 9/16/19 0.00   | 10/25/2019   | 10/27/2019 | 41.5      |
| 94       | 1                 | 1900004216          | 2000012193        | PURCHASED POWER SUPPLIER 5 | 10/10/2019   | 4,527,478.90      | LEA0919       | 133,236.54   | 9/1/2019          | 9/30/2019       | 30              | 15.0          | 9/16/19 0.00   | 10/25/2019   | 10/27/2019 | 41.5      |
| 95       | 1                 | 1900004216          | 2000012193        | PURCHASED POWER SUPPLIER 5 | 10/10/2019   | 4,527,478.90      | LEA0919       | 735,130.91   | 9/1/2019          | 9/30/2019       | 30              | 15.0          | 9/16/19 0.00   | 10/25/2019   | 10/27/2019 | 41.5      |
| 96       | 1                 | 1900004216          | 2000012193        | PURCHASED POWER SUPPLIER 5 | 10/10/2019   | 4,527,478.90      | LEA0919       | 3,640,148.68 | 9/1/2019          | 9/30/2019       | 30              | 15.0          | 9/16/19 0.00   | 10/25/2019   | 10/27/2019 | 41.5      |
| 97       | 1                 | 1900004252          | 2000013646        | PURCHASED POWER SUPPLIER 5 | 11/4/2019    | 4,657,223.06      | 2019-10055907 | 25,531.49    | 10/1/2019         | 10/31/2019      | 31              | 15.5          | 10/16/19 12.00 | 11/27/2019   | 11/27/2019 | 42.0      |
| 98       | 1                 | 1900004252          | 2000013646        | PURCHASED POWER SUPPLIER 5 | 11/4/2019    | 4,657,223.06      | 2019-10055907 | 133,171.42   | 10/1/2019         | 10/31/2019      | 31              | 15.5          | 10/16/19 12.00 | 11/27/2019   | 11/27/2019 | 42.0      |
| 99       | 1                 | 1900004252          | 2000013646        | PURCHASED POWER SUPPLIER 5 | 11/4/2019    | 4,657,223.06      | 2019-10055907 | 825,274.69   | 10/1/2019         | 10/31/2019      | 31              | 15.5          | 10/16/19 12.00 | 11/27/2019   | 11/27/2019 | 42.0      |
| 100      | 1                 | 1900004252          | 2000013646        | PURCHASED POWER SUPPLIER 5 | 11/4/2019    | 4,657,223.06      | 2019-10055907 | 3,673,245.46 | 10/1/2019         | 10/31/2019      | 31              | 15.5          | 10/16/19 12.00 | 11/27/2019   | 11/27/2019 | 42.0      |
| 101      | 1                 | 1900006154          | 2000013904        | PURCHASED POWER SUPPLIER 5 | 12/16/2019   | 4,380,897.69      | LEA1119-VL    | 27,810.88    | 11/1/2019         | 11/30/2019      | 30              | 15.0          | 11/16/19 0.00  | 12/27/2019   | 12/27/2019 | 41.5      |
| 102      | 1                 | 1900006154          | 2000013904        | PURCHASED POWER SUPPLIER 5 | 12/16/2019   | 4,380,897.69      | LEA1119-VL    | 132,575.70   | 11/1/2019         | 11/30/2019      | 30              | 15.0          | 11/16/19 0.00  | 12/27/2019   | 12/27/2019 | 41.5      |
| 103      | 1                 | 1900006154          | 2000013904        | PURCHASED POWER SUPPLIER 5 | 12/16/2019   | 4,380,897.69      | LEA1119-VL    | 538,006.30   | 11/1/2019         | 11/30/2019      | 30              | 15.0          | 11/16/19 0.00  | 12/27/2019   | 12/27/2019 | 41.5      |
| 104      | 1                 | 1900006154          | 2000013904        | PURCHASED POWER SUPPLIER 5 | 12/16/2019   | 4,380,897.69      | LEA1119-VL    | 3,682,415.53 | 11/1/2019         | 11/30/2019      | 30              | 15.0          | 11/16/19 0.00  | 12/27/2019   | 12/27/2019 | 41.5      |
| 105      | 1                 | 1900000081          | 2000001012        | PURCHASED POWER SUPPLIER 5 | 1/2/2020     | 4,768,577.93      | 2019-10056864 | 34,420.28    | 12/1/2019         | 12/31/2019      | 31              | 15.5          | 12/16/19 12.00 | 1/27/2020    | 1/27/2020  | 42.0      |
| 106      | 1                 | 1900000081          | 2000001012        | PURCHASED POWER SUPPLIER 5 | 1/2/2020     | 4,768,577.93      | 2019-10056864 | 37,332.97    | 12/1/2019         | 12/31/2019      | 31              | 15.5          | 12/16/19 12.00 | 1/27/2020    | 1/27/2020  | 42.0      |
| 107      | 1                 | 1900000081          | 2000001012        | PURCHASED POWER SUPPLIER 5 | 1/2/2020     | 4,768,577.93      | 2019-10056864 | 40,852.35    | 12/1/2019         | 12/31/2019      | 31              | 15.5          | 12/16/19 12.00 | 1/27/2020    | 1/27/2020  | 42.0      |
| 108      | 1                 | 1900000081          | 2000001012        | PURCHASED POWER SUPPLIER 5 | 1/2/2020     | 4,768,577.93      | 2019-10056864 | 132,475.82   | 12/1/2019         | 12/31/2019      | 31              | 15.5          | 12/16/19 12.00 | 1/27/2020    | 1/27/2020  | 42.0      |
| 109      | 1                 | 1900000081          | 2000001012        | PURCHASED POWER SUPPLIER 5 | 1/2/2020     | 4,768,577.93      | 2019-10056864 | 846,201.93   | 12/1/2019         | 12/31/2019      | 31              | 15.5          | 12/16/19 12.00 | 1/27/2020    | 1/27/2020  | 42.0      |
| 110      | 1                 | 1900000081          | 2000001012        | PURCHASED POWER SUPPLIER 5 | 1/2/2020     | 4,768,577.93      | 2019-10056864 | 3,677,294.58 | 12/1/2019         | 12/31/2019      | 31              | 15.5          | 12/16/19 12.00 | 1/27/2020    | 1/27/2020  | 42.0      |
| 111      | 1                 | 1900001564          | 2000002576        | PURCHASED POWER SUPPLIER 5 | 2/3/2020     | 4,656,239.70      | 2020-10057223 | 59,844.48    | 1/1/2020          | 1/31/2020       | 31              | 15.5          | 1/16/20 12.00  | 2/25/2020    | 2/27/2020  | 42.0      |
| 112      | 1                 | 1900001564          | 2000002576        | PURCHASED POWER SUPPLIER 5 | 2/3/2020     | 4,656,239.70      | 2020-10057223 | 132,306.28   | 1/1/2020          | 1/31/2020       | 31              | 15.5          | 1/16/20 12.00  | 2/25/2020    | 2/27/2020  | 42.0      |
| 113      | 1                 | 1900001564          | 2000002576        | PURCHASED POWER SUPPLIER 5 | 2/3/2020     | 4,656,239.70      | 2020-10057223 | 788,967.89   | 1/1/2020          | 1/31/2020       | 31              | 15.5          | 1/16/20 12.00  | 2/25/2020    | 2/27/2020  | 42.0      |
| 114      | 1                 | 1900001564          | 2000002576        | PURCHASED POWER SUPPLIER 5 | 2/3/2020     | 4,656,239.70      | 2020-10057223 | 3,675,121.05 | 1/1/2020          | 1/31/2020       | 31              | 15.5          | 1/16/20 12.00  | 2/25/2020    | 2/27/2020  | 42.0      |
| 115      | 1                 | 1900001078          | 2000003952        | PURCHASED POWER SUPPLIER 5 | 3/2/2020     | 4,106,739.32      | #             | 129,515.22   | 2/1/2020          | 2/29/2020       | 29              | 14.5          | 2/15/20 12.00  | 3/30/2020    | 3/30/2020  | 44.0      |
| 116      | 1                 | 1900001078          | 2000003952        | PURCHASED POWER SUPPLIER 5 | 3/2/2020     | 4,106,739.32      | #             | 522,947.57   | 2/1/2020          | 2/29/2020       | 29              | 14.5          | 2/15/20 12.00  | 3/30/2020    | 3/30/2020  | 44.0      |
| 117      | 1                 | 1900001078          | 2000003952        | PURCHASED POWER SUPPLIER 5 | 3/2/2020     | 4,106,739.32      | #             | 3,679,882.58 | 2/1/2020          | 2/29/2020       | 29              | 14.5          | 2/15/20 12.00  | 3/30/2020    | 3/30/2020  | 44.0      |
| 118      | 1                 | 1900000666          | 2000002798        | PURCHASED POWER SUPPLIER 5 | 4/2/2020     | 4,354,292.90      | 2020-10058231 | 40,665.95    | 3/1/2020          | 3/31/2020       | 31              | 15.5          | 3/16/20 12.00  | 4/27/2020    | 4/29/2020  | 44.0      |
| 119      | 1                 | 1900000666          | 2000002798        | PURCHASED POWER SUPPLIER 5 | 4/2/2020     | 4,354,292.90      | 2020-10058231 | 123,449.05   | 3/1/2020          | 3/31/2020       | 31              | 15.5          | 3/16/20 12.00  | 4/27/2020    | 4/29/2020  | 44.0      |
| 120      | 1                 | 1900000666          | 2000002798        | PURCHASED POWER SUPPLIER 5 | 4/2/2020     | 4,354,292.90      | 2020-10058231 | 591,544.40   | 3/1/2020          | 3/31/2020       | 31              | 15.5          | 3/16/20 12.00  | 4/27/2020    | 4/29/2020  | 44.0      |
| 121      | 1                 | 1900000666          | 2000002798        | PURCHASED POWER SUPPLIER 5 | 4/2/2020     | 4,354,292.90      | 2020-10058231 | 3,598,633.50 | 3/1/2020          | 3/31/2020       | 31              | 15.5          | 3/16/20 12.00  | 4/27/2020    | 4/29/2020  | 44.0      |
| 122      | 1                 | 1900003388          | 2000006461        | PURCHASED POWER SUPPLIER 5 | 5/4/2020     | 4,785,373.60      | 2020-10058680 | 19,190.48    | 4/1/2020          | 4/30/2020       | 30              | 15.0          | 4/16/20 0.00   | 5/27/2020    | 5/29/2020  | 43.5      |
| 123      | 1                 | 1900003388          | 2000006461        | PURCHASED POWER SUPPLIER 5 | 5/4/2020     | 4,785,373.60      | 2020-10058680 | 21,486.66    | 4/1/2020          | 4/30/2020       | 30              | 15.0          | 4/16/20 0.00   | 5/27/2020    | 5/29/2020  | 43.5      |

**Southwestern Public Service Company - Texas  
Purchased Power Sample  
12 Months Ended June 30, 2020**

| Line No. | Census 1 Sample | Accounting Document | Clearing Document | Description                | Invoice Date | Invoice Amount \$ | InvoiceNo     | Amount \$    | From Service Date | To Service Date | Days of Service | Midpoint Days | Midpoint Date  | Payment Date | Due Date   | Lead Days |
|----------|-----------------|---------------------|-------------------|----------------------------|--------------|-------------------|---------------|--------------|-------------------|-----------------|-----------------|---------------|----------------|--------------|------------|-----------|
| 124      | 1               | 1900003388          | 2000006461        | PURCHASED POWER SUPPLIER 5 | 5/4/2020     | 4,785,373.60      | 2020-00058680 | 34,420.28    | 4/1/2020          | 4/30/2020       | 30              | 15.0          | 4/16/20 0.00   | 5/27/2020    | 5/29/2020  | 43.5      |
| 125      | 1               | 1900003388          | 2000006461        | PURCHASED POWER SUPPLIER 5 | 5/4/2020     | 4,785,373.60      | 2020-00058680 | 40,747.94    | 4/1/2020          | 4/30/2020       | 30              | 15.0          | 4/16/20 0.00   | 5/27/2020    | 5/29/2020  | 43.5      |
| 126      | 1               | 1900003388          | 2000006461        | PURCHASED POWER SUPPLIER 5 | 5/4/2020     | 4,785,373.60      | 2020-00058680 | 59,844.48    | 4/1/2020          | 4/30/2020       | 30              | 15.0          | 4/16/20 0.00   | 5/27/2020    | 5/29/2020  | 43.5      |
| 127      | 1               | 1900003388          | 2000006461        | PURCHASED POWER SUPPLIER 5 | 5/4/2020     | 4,785,373.60      | 2020-00058680 | 65,143.85    | 4/1/2020          | 4/30/2020       | 30              | 15.0          | 4/16/20 0.00   | 5/27/2020    | 5/29/2020  | 43.5      |
| 128      | 1               | 1900003388          | 2000006461        | PURCHASED POWER SUPPLIER 5 | 5/4/2020     | 4,785,373.60      | 2020-00058680 | 66,197.44    | 4/1/2020          | 4/30/2020       | 30              | 15.0          | 4/16/20 0.00   | 5/27/2020    | 5/29/2020  | 43.5      |
| 129      | 1               | 1900003388          | 2000006461        | PURCHASED POWER SUPPLIER 5 | 5/4/2020     | 4,785,373.60      | 2020-00058680 | 123,449.05   | 4/1/2020          | 4/30/2020       | 30              | 15.0          | 4/16/20 0.00   | 5/27/2020    | 5/29/2020  | 43.5      |
| 130      | 1               | 1900003388          | 2000006461        | PURCHASED POWER SUPPLIER 5 | 5/4/2020     | 4,785,373.60      | 2020-00058680 | 753,950.59   | 4/1/2020          | 4/30/2020       | 30              | 15.0          | 4/16/20 0.00   | 5/27/2020    | 5/29/2020  | 43.5      |
| 131      | 1               | 1900003388          | 2000006461        | PURCHASED POWER SUPPLIER 5 | 5/4/2020     | 4,785,373.60      | 2020-00058680 | 3,600,942.83 | 4/1/2020          | 4/30/2020       | 30              | 15.0          | 4/16/20 0.00   | 5/27/2020    | 5/29/2020  | 43.5      |
| 132      | 1               | 1900000886          | 2000005179        | PURCHASED POWER SUPPLIER 5 | 6/2/2020     | 4,482,047.55      | 2020-00059100 | 23,676.08    | 5/1/2020          | 5/31/2020       | 31              | 15.5          | 5/16/20 12.00  | 6/25/2020    | 6/29/2020  | 44.0      |
| 133      | 1               | 1900000886          | 2000005179        | PURCHASED POWER SUPPLIER 5 | 6/2/2020     | 4,482,047.55      | 2020-00059100 | 123,449.05   | 5/1/2020          | 5/31/2020       | 31              | 15.5          | 5/16/20 12.00  | 6/25/2020    | 6/29/2020  | 44.0      |
| 134      | 1               | 1900000886          | 2000005179        | PURCHASED POWER SUPPLIER 5 | 6/2/2020     | 4,482,047.55      | 2020-00059100 | 758,677.91   | 5/1/2020          | 5/31/2020       | 31              | 15.5          | 5/16/20 12.00  | 6/25/2020    | 6/29/2020  | 44.0      |
| 135      | 1               | 1900000886          | 2000005179        | PURCHASED POWER SUPPLIER 5 | 6/2/2020     | 4,482,047.55      | 2020-00059100 | 3,576,244.51 | 5/1/2020          | 5/31/2020       | 31              | 15.5          | 5/16/20 12.00  | 6/25/2020    | 6/29/2020  | 44.0      |
| 136      | 2               | 1900001997          | 2000008231        | PURCHASED POWER SUPPLIER 6 | 7/2/2019     | 532,360.00        | 511183        | 3,236.33     | 6/1/2019          | 6/30/2019       | 30              | 15.0          | 6/16/19 0.00   | 7/22/2019    | 8/1/2019   | 46.5      |
| 137      | 2               | 1900001997          | 2000008231        | PURCHASED POWER SUPPLIER 6 | 7/2/2019     | 532,360.00        | 511183        | 529,123.67   | 6/1/2019          | 6/30/2019       | 30              | 15.0          | 6/16/19 0.00   | 7/22/2019    | 8/1/2019   | 46.5      |
| 138      | 2               | 1900005345          | 2000013572        | PURCHASED POWER SUPPLIER 6 | 11/4/2019    | 579,258.98        | 2019-00055815 | 14,089.66    | 10/1/2019         | 10/31/2019      | 31              | 15.5          | 10/16/19 12.00 | 11/20/2019   | 11/29/2019 | 44.0      |
| 139      | 2               | 1900005345          | 2000013572        | PURCHASED POWER SUPPLIER 6 | 11/4/2019    | 579,258.98        | 2019-00055815 | 565,169.32   | 10/1/2019         | 10/31/2019      | 31              | 15.5          | 10/16/19 12.00 | 11/20/2019   | 11/29/2019 | 44.0      |
| 140      | 2               | 1900004742          | 2000014710        | PURCHASED POWER SUPPLIER 6 | 12/2/2019    | 533,529.35        | 2019-00056196 | 7,713.41     | 11/1/2019         | 11/30/2019      | 30              | 15.0          | 11/16/19 0.00  | 12/20/2019   | 12/27/2019 | 41.5      |
| 141      | 2               | 1900004742          | 2000014710        | PURCHASED POWER SUPPLIER 6 | 12/2/2019    | 533,529.35        | 2019-00056196 | 525,815.94   | 11/1/2019         | 11/30/2019      | 30              | 15.0          | 11/16/19 0.00  | 12/20/2019   | 12/27/2019 | 41.5      |
| 142      | 2               | 1900001202          | 2000002403        | PURCHASED POWER SUPPLIER 6 | 2/3/2020     | 614,284.12        | 2020-00057198 | 1,321.43     | 1/1/2020          | 1/31/2020       | 31              | 15.5          | 1/16/20 12.00  | 2/20/2020    | 2/27/2020  | 42.0      |
| 143      | 2               | 1900001202          | 2000002403        | PURCHASED POWER SUPPLIER 6 | 2/3/2020     | 614,284.12        | 2020-00057198 | 612,962.69   | 1/1/2020          | 1/31/2020       | 31              | 15.5          | 1/16/20 12.00  | 2/20/2020    | 2/27/2020  | 42.0      |
| 144      | 2               | 1900002076          | 2000003600        | PURCHASED POWER SUPPLIER 6 | 3/2/2020     | 600,100.62        | 2020-00057535 | 4,635.27     | 2/1/2020          | 2/29/2020       | 29              | 14.5          | 2/15/20 12.00  | 3/20/2020    | 3/20/2020  | 34.0      |
| 145      | 2               | 1900002076          | 2000003600        | PURCHASED POWER SUPPLIER 6 | 3/2/2020     | 600,100.62        | 2020-00057535 | 595,465.35   | 2/1/2020          | 2/29/2020       | 29              | 14.5          | 2/15/20 12.00  | 3/20/2020    | 3/20/2020  | 34.0      |
| 146      | 2               | 1900001571          | 2000008212        | PURCHASED POWER SUPPLIER 7 | 7/9/2019     | 1,238,334.00      | 2019-00054204 | 1,238,334.00 | 6/1/2019          | 6/30/2019       | 30              | 15.0          | 6/16/19 0.00   | 7/22/2019    | 7/25/2019  | 39.5      |
| 147      | 2               | 1900002780          | 2000009724        | PURCHASED POWER SUPPLIER 7 | 8/9/2019     | 1,292,247.72      | 2019-00054506 | 1,292,247.72 | 7/1/2019          | 7/31/2019       | 31              | 15.5          | 7/16/19 12.00  | 8/20/2019    | 8/27/2019  | 42.0      |
| 148      | 2               | 1900003418          | 2000008148        | PURCHASED POWER SUPPLIER 7 | 9/11/2019    | 1,248,464.88      | 2019-00054857 | 1,248,464.88 | 8/1/2019          | 8/31/2019       | 31              | 15.5          | 8/16/19 12.00  | 9/20/2019    | 9/27/2019  | 42.0      |
| 149      | 2               | 1900004935          | 2000011953        | PURCHASED POWER SUPPLIER 7 | 10/14/2019   | 1,606,961.09      | 2019-0005420  | 45,995.93    | 9/1/2019          | 9/30/2019       | 30              | 15.0          | 9/16/19 0.00   | 10/21/2019   | 10/21/2019 | 35.5      |
| 150      | 2               | 1900004935          | 2000011953        | PURCHASED POWER SUPPLIER 7 | 10/14/2019   | 1,606,961.09      | 2019-0005420  | 1,560,965.16 | 9/1/2019          | 9/30/2019       | 30              | 15.0          | 9/16/19 0.00   | 10/21/2019   | 10/21/2019 | 35.5      |
| 151      | 2               | 1900002711          | 2000013555        | PURCHASED POWER SUPPLIER 7 | 11/4/2019    | 1,947,568.84      | 2019-00055649 | 77,653.36    | 10/1/2019         | 10/31/2019      | 31              | 15.5          | 10/16/19 12.00 | 11/20/2019   | 11/25/2019 | 40.0      |
| 152      | 2               | 1900002711          | 2000013555        | PURCHASED POWER SUPPLIER 7 | 11/4/2019    | 1,947,568.84      | 2019-00055649 | 1,869,915.48 | 10/1/2019         | 10/31/2019      | 31              | 15.5          | 10/16/19 12.00 | 11/20/2019   | 11/25/2019 | 40.0      |
| 153      | 2               | 1900004786          | 2000014693        | PURCHASED POWER SUPPLIER 7 | 12/13/2019   | 1,528,647.26      | #             | 135,526.70   | 11/1/2019         | 11/30/2019      | 30              | 15.0          | 11/16/19 0.00  | 12/20/2019   | 12/27/2019 | 41.5      |
| 154      | 2               | 1900004786          | 2000014693        | PURCHASED POWER SUPPLIER 7 | 12/13/2019   | 1,528,647.26      | #             | 1,393,120.56 | 11/1/2019         | 11/30/2019      | 30              | 15.0          | 11/16/19 0.00  | 12/20/2019   | 12/27/2019 | 41.5      |
| 155      | 2               | 1900001053          | 2000002385        | PURCHASED POWER SUPPLIER 7 | 2/17/2020    | 1,387,501.80      | #             | 1,387,501.80 | 1/1/2020          | 1/31/2020       | 31              | 15.5          | 1/16/20 12.00  | 2/20/2020    | 2/27/2020  | 42.0      |
| 156      | 2               | 1900003151          | 2000003583        | PURCHASED POWER SUPPLIER 7 | 3/10/2020    | 1,369,837.68      | #             | 1,369,837.68 | 2/1/2020          | 2/29/2020       | 29              | 14.5          | 2/15/20 12.00  | 3/20/2020    | 3/20/2020  | 34.0      |
| 157      | 2               | 1900003134          | 2000002718        | PURCHASED POWER SUPPLIER 7 | 4/14/2020    | 1,502,191.50      | #             | 1,502,191.50 | 3/1/2020          | 3/31/2020       | 31              | 15.5          | 3/16/20 12.00  | 4/20/2020    | 4/20/2020  | 42.0      |
| 158      | 2               | 1900001149          | 2000006200        | PURCHASED POWER SUPPLIER 7 | 5/15/2020    | 1,699,991.52      | 2020-00058574 | 1,699,991.52 | 4/1/2020          | 4/30/2020       | 30              | 15.0          | 4/16/20 0.00   | 5/20/2020    | 5/29/2020  | 43.5      |
| 159      | 2               | 1900001397          | 2000007368        | PURCHASED POWER SUPPLIER 8 | 9/4/2019     | 109,270.70        | 15640         | 109,270.70   | 8/1/2019          | 8/31/2019       | 31              | 15.5          | 8/16/19 12.00  | 9/20/2019    | 9/4/2019   | 35.0      |
| 160      | 2               | 1900003352          | 2000010488        | PURCHASED POWER SUPPLIER 8 | 10/14/2019   | 90,400.26         | 15640         | 90,400.26    | 9/1/2019          | 9/30/2019       | 30              | 15.0          | 9/16/19 0.00   | 10/18/2019   | 10/14/2019 | 37.5      |
| 161      | 2               | 1900004965          | 2000013383        | PURCHASED POWER SUPPLIER 8 | 11/4/2019    | 81,325.32         | 2019-00055857 | 81,325.32    | 10/1/2019         | 10/31/2019      | 31              | 15.5          | 10/16/19 12.00 | 11/22/2019   | 11/14/2019 | 32.0      |
| 162      | 2               | 1900001687          | 2000005336        | PURCHASED POWER SUPPLIER 8 | 5/4/2020     | 52,261.86         | 2020-00058566 | 19,567.22    | 4/1/2020          | 4/30/2020       | 30              | 15.0          | 4/16/20 0.00   | 5/20/2020    | 5/4/2020   | 34.5      |
| 163      | 2               | 1900001687          | 2000005336        | PURCHASED POWER SUPPLIER 8 | 5/4/2020     | 52,261.86         | 2020-00058566 | 32,694.64    | 4/1/2020          | 4/30/2020       | 30              | 15.0          | 4/16/20 0.00   | 5/20/2020    | 5/4/2020   | 34.5      |
| 164      | 2               | 1900001127          | 2000008215        | PURCHASED POWER SUPPLIER 9 | 7/9/2019     | 1,913,591.68      | 2019-00054203 | 1,913,591.68 | 6/1/2019          | 6/30/2019       | 30              | 15.0          | 6/16/19 0.00   | 7/22/2019    | 7/25/2019  | 39.5      |

**Southwestern Public Service Company - Texas  
 Purchased Power Sample  
 12 Months Ended June 30, 2020**

| Line No. | Census 1 Sample 2 | Accounting Document | Clearing Document | Description                 | Invoice Date | Invoice Amount \$ | Invoiced Amount \$ | InvoiceNo    | Amount \$ | From Service Date | To Service Date | Days of Service | Midpoint Days  | Midpoint Date | Payment Date | Due Date | Lead Days |
|----------|-------------------|---------------------|-------------------|-----------------------------|--------------|-------------------|--------------------|--------------|-----------|-------------------|-----------------|-----------------|----------------|---------------|--------------|----------|-----------|
| 165      | 1                 | 1900003327          | 2000009726        | PURCHASED POWER SUPPLIER 9  | 8/9/2019     | 2,102,915.98      | 2019-10054507      | 2,102,915.98 | 7/1/2019  | 7/31/2019         | 31              | 15.5            | 7/16/19 12:00  | 8/20/2019     | 8/27/2019    | 42.0     |           |
| 166      | 2                 | 1900003627          | 2000008150        | PURCHASED POWER SUPPLIER 9  | 9/1/2019     | 1,876,610.56      | 2019-10054858      | 1,876,610.56 | 8/1/2019  | 8/31/2019         | 31              | 15.5            | 8/16/19 12:00  | 9/20/2019     | 9/27/2019    | 42.0     |           |
| 167      | 1                 | 1900005115          | 2000011956        | PURCHASED POWER SUPPLIER 9  | 10/14/2019   | 2,581,222.87      | 2019-10055423      | 14,275.41    | 9/1/2019  | 9/30/2019         | 30              | 15.0            | 9/16/19 00:00  | 10/21/2019    | 10/21/2019   | 35.5     |           |
| 168      | 1                 | 1900005115          | 2000011956        | PURCHASED POWER SUPPLIER 9  | 10/14/2019   | 2,581,222.87      | 2019-10055423      | 2,566,947.46 | 9/1/2019  | 9/30/2019         | 30              | 15.0            | 9/16/19 00:00  | 10/21/2019    | 10/21/2019   | 35.5     |           |
| 169      | 1                 | 1900004600          | 2000013557        | PURCHASED POWER SUPPLIER 9  | 11/13/2019   | 2,216,112.32      | 2019-10055818      | 16,868.68    | 10/1/2019 | 10/31/2019        | 31              | 15.5            | 10/16/19 12:00 | 11/20/2019    | 11/29/2019   | 44.0     |           |
| 170      | 1                 | 1900004600          | 2000013557        | PURCHASED POWER SUPPLIER 9  | 11/13/2019   | 2,216,112.32      | 2019-10055818      | 2,199,243.64 | 10/1/2019 | 10/31/2019        | 31              | 15.5            | 10/16/19 12:00 | 11/20/2019    | 11/29/2019   | 44.0     |           |
| 171      | 1                 | 1900002059          | 2000014694        | PURCHASED POWER SUPPLIER 9  | 12/13/2019   | 2,303,293.12      | #                  | 189,183.10   | 11/1/2019 | 11/30/2019        | 30              | 15.0            | 11/16/19 00:00 | 12/20/2019    | 12/27/2019   | 41.5     |           |
| 172      | 1                 | 1900002059          | 2000014694        | PURCHASED POWER SUPPLIER 9  | 12/13/2019   | 2,303,293.12      | #                  | 2,114,110.02 | 11/1/2019 | 11/30/2019        | 30              | 15.0            | 11/16/19 00:00 | 12/20/2019    | 12/27/2019   | 41.5     |           |
| 173      | 2                 | 1900001530          | 2000000128        | PURCHASED POWER SUPPLIER 9  | 1/14/2020    | 1,666,069.26      | #                  | 1,666,069.26 | 12/1/2019 | 12/31/2019        | 31              | 15.5            | 12/16/19 12:00 | 1/21/2020     | 1/27/2020    | 42.0     |           |
| 174      | 2                 | 1900001624          | 2000002387        | PURCHASED POWER SUPPLIER 9  | 2/17/2020    | 1,944,339.60      | #                  | 1,944,339.60 | 1/1/2020  | 1/31/2020         | 31              | 15.5            | 1/16/20 12:00  | 2/20/2020     | 2/27/2020    | 42.0     |           |
| 175      | 1                 | 1900000072          | 2000003585        | PURCHASED POWER SUPPLIER 9  | 3/10/2020    | 2,098,747.11      | #                  | 2,098,747.11 | 2/1/2020  | 2/29/2020         | 29              | 14.5            | 2/15/20 12:00  | 3/20/2020     | 3/20/2020    | 34.0     |           |
| 176      | 1                 | 1900001164          | 2000004600        | PURCHASED POWER SUPPLIER 9  | 4/14/2020    | 2,477,048.97      | #                  | 2,477,048.97 | 3/1/2020  | 4/30/2020         | 31              | 15.5            | 3/16/20 12:00  | 4/20/2020     | 4/27/2020    | 42.0     |           |
| 177      | 1                 | 1900002268          | 2000006202        | PURCHASED POWER SUPPLIER 9  | 5/15/2020    | 2,443,066.86      | 2020-10058576      | 2,443,066.86 | 4/1/2020  | 4/30/2020         | 30              | 15.0            | 4/16/20 00:00  | 5/20/2020     | 5/29/2020    | 43.5     |           |
| 178      | 1                 | 1900002049          | 2000007504        | PURCHASED POWER SUPPLIER 9  | 6/16/2020    | 2,383,684.68      | 2020-10059031      | 2,383,684.68 | 5/1/2020  | 5/31/2020         | 31              | 15.5            | 5/16/20 12:00  | 6/22/2020     | 6/26/2020    | 41.0     |           |
| 179      | 2                 | 1900000125          | 2000002388        | PURCHASED POWER SUPPLIER 10 | 2/17/2020    | 54,564.20         | 2020-10057214      | 57,422.71    | 1/1/2020  | 1/31/2020         | 31              | 15.5            | 1/16/20 12:00  | 2/20/2020     | 2/20/2020    | 35.0     |           |
| 180      | 2                 | 1900004164          | 2000008218        | PURCHASED POWER SUPPLIER 11 | 7/10/2019    | 1,832,429.43      | 0619PROD           | 77.59        | 6/1/2019  | 6/30/2019         | 30              | 15.0            | 6/16/19 00:00  | 7/22/2019     | 7/25/2019    | 39.5     |           |
| 181      | 2                 | 1900004164          | 2000008218        | PURCHASED POWER SUPPLIER 11 | 7/10/2019    | 1,832,429.43      | 0619PROD           | 118.81       | 6/1/2019  | 6/30/2019         | 30              | 15.0            | 6/16/19 00:00  | 7/22/2019     | 7/25/2019    | 39.5     |           |
| 182      | 2                 | 1900004164          | 2000008218        | PURCHASED POWER SUPPLIER 11 | 7/10/2019    | 1,832,429.43      | 0619PROD           | 142.44       | 6/1/2019  | 6/30/2019         | 30              | 15.0            | 6/16/19 00:00  | 7/22/2019     | 7/25/2019    | 39.5     |           |
| 183      | 2                 | 1900004164          | 2000008218        | PURCHASED POWER SUPPLIER 11 | 7/10/2019    | 1,832,429.43      | 0619PROD           | 485.17       | 6/1/2019  | 6/30/2019         | 30              | 15.0            | 6/16/19 00:00  | 7/22/2019     | 7/25/2019    | 39.5     |           |
| 184      | 2                 | 1900004164          | 2000008218        | PURCHASED POWER SUPPLIER 11 | 7/10/2019    | 1,832,429.43      | 0619PROD           | 711.61       | 6/1/2019  | 6/30/2019         | 30              | 15.0            | 6/16/19 00:00  | 7/22/2019     | 7/25/2019    | 39.5     |           |
| 185      | 2                 | 1900004164          | 2000008218        | PURCHASED POWER SUPPLIER 11 | 7/10/2019    | 1,832,429.43      | 0619PROD           | 5,995.88     | 6/1/2019  | 6/30/2019         | 30              | 15.0            | 6/16/19 00:00  | 7/22/2019     | 7/25/2019    | 39.5     |           |
| 186      | 2                 | 1900004164          | 2000008218        | PURCHASED POWER SUPPLIER 11 | 7/10/2019    | 1,832,429.43      | 0619PROD           | 7,970.42     | 6/1/2019  | 6/30/2019         | 30              | 15.0            | 6/16/19 00:00  | 7/22/2019     | 7/25/2019    | 39.5     |           |
| 187      | 2                 | 1900004164          | 2000008218        | PURCHASED POWER SUPPLIER 11 | 7/10/2019    | 1,832,429.43      | 0619PROD           | 1,817,327.51 | 6/1/2019  | 6/30/2019         | 30              | 15.0            | 6/16/19 00:00  | 7/22/2019     | 7/25/2019    | 39.5     |           |
| 188      | 2                 | 1900002070          | 2000009729        | PURCHASED POWER SUPPLIER 11 | 8/9/2019     | 1,746,538.38      | 2019-10054508      | 1,746,538.38 | 7/1/2019  | 7/31/2019         | 31              | 15.5            | 7/16/19 12:00  | 8/20/2019     | 8/29/2019    | 35.0     |           |
| 189      | 1                 | 1900004466          | 2000011959        | PURCHASED POWER SUPPLIER 11 | 10/10/2019   | 2,081,181.47      | 0919PROD           | 2,077,915.01 | 9/1/2019  | 9/30/2019         | 30              | 15.0            | 9/16/19 00:00  | 10/21/2019    | 10/10/2019   | 35.5     |           |
| 190      | 1                 | 1900004466          | 2000011959        | PURCHASED POWER SUPPLIER 11 | 10/10/2019   | 2,081,181.47      | 0919PROD           | 3,266.46     | 9/1/2019  | 9/30/2019         | 30              | 15.0            | 9/16/19 00:00  | 10/21/2019    | 10/10/2019   | 35.5     |           |
| 191      | 2                 | 1900001900          | 2000013560        | PURCHASED POWER SUPPLIER 11 | 11/4/2019    | 1,948,814.19      | #                  | 1,941,242.10 | 10/1/2019 | 10/31/2019        | 31              | 15.5            | 10/16/19 12:00 | 11/20/2019    | 11/25/2019   | 40.0     |           |
| 192      | 2                 | 1900001900          | 2000013560        | PURCHASED POWER SUPPLIER 11 | 11/4/2019    | 1,948,814.19      | #                  | 1,941,242.10 | 10/1/2019 | 10/31/2019        | 31              | 15.5            | 10/16/19 12:00 | 11/20/2019    | 11/25/2019   | 40.0     |           |
| 193      | 1                 | 1900000160          | 2000000142        | PURCHASED POWER SUPPLIER 11 | 12/16/2019   | 2,114,898.55      | #                  | 1,924,563.46 | 11/1/2019 | 11/30/2019        | 30              | 15.0            | 11/16/19 00:00 | 1/7/2020      | 1/25/2020    | 70.5     |           |
| 194      | 1                 | 1900000160          | 2000000142        | PURCHASED POWER SUPPLIER 11 | 12/16/2019   | 2,114,898.55      | #                  | 1,924,563.46 | 11/1/2019 | 11/30/2019        | 30              | 15.0            | 11/16/19 00:00 | 1/7/2020      | 1/25/2020    | 70.5     |           |
| 195      | 2                 | 1900001540          | 2000000751        | PURCHASED POWER SUPPLIER 11 | 1/14/2020    | 2,024,837.18      | #                  | 502.09       | 12/1/2019 | 12/31/2019        | 31              | 15.5            | 12/16/19 12:00 | 1/21/2020     | 1/25/2020    | 40.0     |           |
| 196      | 2                 | 1900001540          | 2000000751        | PURCHASED POWER SUPPLIER 11 | 1/14/2020    | 2,024,837.18      | #                  | 2,024,335.09 | 12/1/2019 | 12/31/2019        | 31              | 15.5            | 12/16/19 12:00 | 1/21/2020     | 1/25/2020    | 40.0     |           |
| 197      | 1                 | 1900000786          | 2000002390        | PURCHASED POWER SUPPLIER 11 | 2/17/2020    | 2,121,390.59      | #                  | 317.12       | 1/1/2020  | 1/31/2020         | 31              | 15.5            | 1/16/20 12:00  | 2/20/2020     | 2/25/2020    | 40.0     |           |
| 198      | 1                 | 1900000786          | 2000002390        | PURCHASED POWER SUPPLIER 11 | 2/17/2020    | 2,121,390.59      | #                  | 2,121,073.47 | 1/1/2020  | 1/31/2020         | 31              | 15.5            | 1/16/20 12:00  | 2/20/2020     | 2/25/2020    | 40.0     |           |
| 199      | 1                 | 1900001683          | 2000003588        | PURCHASED POWER SUPPLIER 11 | 3/11/2020    | 2,069,545.38      | #                  | 2,069,545.38 | 2/1/2020  | 2/29/2020         | 29              | 14.5            | 2/15/20 12:00  | 3/20/2020     | 3/11/2020    | 34.0     |           |
| 200      | 1                 | 1900003451          | 2000004603        | PURCHASED POWER SUPPLIER 11 | 4/14/2020    | 2,246,165.83      | #                  | 1,335.00     | 3/1/2020  | 3/31/2020         | 31              | 15.5            | 3/16/20 12:00  | 4/20/2020     | 4/25/2020    | 40.0     |           |
| 201      | 1                 | 1900003451          | 2000004603        | PURCHASED POWER SUPPLIER 11 | 4/14/2020    | 2,246,165.83      | #                  | 2,244,830.83 | 3/1/2020  | 3/31/2020         | 31              | 15.5            | 3/16/20 12:00  | 4/20/2020     | 4/25/2020    | 40.0     |           |
| 202      | 1                 | 1900002018          | 2000006205        | PURCHASED POWER SUPPLIER 11 | 5/15/2020    | 2,123,205.14      | 2020-10058579      | 6,071.80     | 4/1/2020  | 4/30/2020         | 30              | 15.0            | 4/16/20 00:00  | 5/20/2020     | 5/25/2020    | 39.5     |           |
| 203      | 1                 | 1900002018          | 2000006205        | PURCHASED POWER SUPPLIER 11 | 5/15/2020    | 2,123,205.14      | 2020-10058579      | 2,117,133.34 | 4/1/2020  | 4/30/2020         | 30              | 15.0            | 4/16/20 00:00  | 5/20/2020     | 5/25/2020    | 39.5     |           |
| 204      | 1                 | 1900004373          | 2000007507        | PURCHASED POWER SUPPLIER 11 | 6/16/2020    | 2,094,358.65      | 2020-10059037R     | 2,834.39     | 5/1/2020  | 5/31/2020         | 31              | 15.5            | 5/16/20 12:00  | 6/22/2020     | 6/25/2020    | 40.0     |           |
| 205      | 1                 | 1900004373          | 2000007507        | PURCHASED POWER SUPPLIER 11 | 6/16/2020    | 2,094,358.65      | 2020-10059037R     | 2,091,524.26 | 5/1/2020  | 5/31/2020         | 31              | 15.5            | 5/16/20 12:00  | 6/22/2020     | 6/25/2020    | 40.0     |           |

**Southwestern Public Service Company - Texas  
Purchased Power Sample  
12 Months Ended June 30, 2020**

| Line No. | Census 1 Sample 2 | Accounting Document | Clearing Document | Description                 | Invoice Date | Invoice Amount \$ | InvoiceNo     | Amount \$    | From Service Date | To Service Date | Days of Service | Midpoint Days | Midpoint Date  | Payment Date | Due Date   | Lead Days |
|----------|-------------------|---------------------|-------------------|-----------------------------|--------------|-------------------|---------------|--------------|-------------------|-----------------|-----------------|---------------|----------------|--------------|------------|-----------|
| 206      | 2                 | 1900004006          | 2000005170        | PURCHASED POWER SUPPLIER 12 | 8/9/2019     | 700,147.34        | 516027        | 26,694.08    | 7/1/2019          | 7/31/2019       | 31              | 15.5          | 7/16/19 12:00  | 8/20/2019    | 8/27/2019  | 42.0      |
| 207      | 2                 | 1900004006          | 2000005170        | PURCHASED POWER SUPPLIER 12 | 8/9/2019     | 700,147.34        | 516027        | 673,453.26   | 7/1/2019          | 7/31/2019       | 31              | 15.5          | 7/16/19 12:00  | 8/20/2019    | 8/27/2019  | 42.0      |
| 208      | 2                 | 1900002968          | 2000007369        | PURCHASED POWER SUPPLIER 12 | 9/11/2019    | 638,557.26        | 522052        | 31,279.02    | 8/1/2019          | 8/31/2019       | 31              | 15.5          | 8/16/19 12:00  | 9/20/2019    | 9/30/2019  | 45.0      |
| 209      | 2                 | 1900002968          | 2000007369        | PURCHASED POWER SUPPLIER 12 | 9/11/2019    | 638,557.26        | 522052        | 607,278.24   | 8/1/2019          | 8/31/2019       | 31              | 15.5          | 8/16/19 12:00  | 9/20/2019    | 9/30/2019  | 45.0      |
| 210      | 2                 | 1900005655          | 2000014781        | PURCHASED POWER SUPPLIER 12 | 12/13/2019   | 371,625.75        | 2019-00056203 | 59,305.51    | 11/1/2019         | 11/30/2019      | 30              | 15.0          | 11/16/19 0:00  | 12/20/2019   | 12/26/2019 | 40.5      |
| 211      | 2                 | 1900005655          | 2000014781        | PURCHASED POWER SUPPLIER 12 | 12/13/2019   | 371,625.75        | 2019-00056203 | 312,320.24   | 11/1/2019         | 11/30/2019      | 30              | 15.0          | 11/16/19 0:00  | 12/20/2019   | 12/26/2019 | 40.5      |
| 212      | 2                 | 1900001550          | 2000000741        | PURCHASED POWER SUPPLIER 12 | 1/14/2020    | 379,751.29        | #             | 47,650.81    | 12/1/2019         | 12/31/2019      | 31              | 15.5          | 12/16/19 12:00 | 1/17/2020    | 1/28/2020  | 43.0      |
| 213      | 2                 | 1900001550          | 2000000741        | PURCHASED POWER SUPPLIER 12 | 1/14/2020    | 379,751.29        | #             | 332,100.48   | 12/1/2019         | 12/31/2019      | 31              | 15.5          | 12/16/19 12:00 | 1/17/2020    | 1/28/2020  | 43.0      |
| 214      | 2                 | 1900002990          | 2000001146        | PURCHASED POWER SUPPLIER 12 | 2/17/2020    | 428,843.67        | #             | 32,547.24    | 1/1/2020          | 1/31/2020       | 31              | 15.5          | 1/16/20 12:00  | 2/20/2020    | 2/27/2020  | 42.0      |
| 215      | 2                 | 1900002990          | 2000001146        | PURCHASED POWER SUPPLIER 12 | 2/17/2020    | 428,843.67        | #             | 396,296.43   | 1/1/2020          | 1/31/2020       | 31              | 15.5          | 1/16/20 12:00  | 2/20/2020    | 2/27/2020  | 42.0      |
| 216      | 2                 | 1900001805          | 2000002007        | PURCHASED POWER SUPPLIER 12 | 3/10/2020    | 443,153.27        | #             | 40,805.59    | 2/1/2020          | 2/29/2020       | 29              | 14.5          | 2/15/20 12:00  | 3/20/2020    | 3/26/2020  | 40.0      |
| 217      | 2                 | 1900001805          | 2000002007        | PURCHASED POWER SUPPLIER 12 | 3/10/2020    | 443,153.27        | #             | 402,347.68   | 2/1/2020          | 2/29/2020       | 29              | 14.5          | 2/15/20 12:00  | 3/20/2020    | 3/26/2020  | 40.0      |
| 218      | 2                 | 1900004540          | 2000007508        | PURCHASED POWER SUPPLIER 12 | 6/16/2020    | 808,891.87        | 2020-00059035 | 86,420.70    | 5/1/2020          | 5/31/2020       | 31              | 15.5          | 5/16/20 12:00  | 6/22/2020    | 6/26/2020  | 41.0      |
| 219      | 2                 | 1900004540          | 2000007508        | PURCHASED POWER SUPPLIER 12 | 6/16/2020    | 808,891.87        | 2020-00059035 | 722,471.17   | 5/1/2020          | 5/31/2020       | 31              | 15.5          | 5/16/20 12:00  | 6/22/2020    | 6/26/2020  | 41.0      |
| 220      | 2                 | 1900009959          | 2000008251        | PURCHASED POWER SUPPLIER 13 | 7/9/2019     | 1,113,422.51      | 2019-00054183 | 1,113,422.51 | 6/1/2019          | 6/30/2019       | 30              | 15.0          | 6/16/19 0:00   | 7/22/2019    | 7/30/2019  | 44.5      |
| 221      | 2                 | 1900001259          | 2000009771        | PURCHASED POWER SUPPLIER 13 | 8/9/2019     | 991,000.83        | 2019-00054511 | 991,000.83   | 7/1/2019          | 7/31/2019       | 31              | 15.5          | 7/16/19 12:00  | 8/20/2019    | 8/26/2019  | 41.0      |
| 222      | 2                 | 1900002216          | 2000007370        | PURCHASED POWER SUPPLIER 13 | 9/11/2019    | 883,557.43        | SJM-PPA0918   | 883,557.43   | 8/1/2019          | 8/31/2019       | 31              | 15.5          | 8/16/19 12:00  | 9/20/2019    | 9/25/2019  | 40.0      |
| 223      | 2                 | 1900002601          | 2000007579        | PURCHASED POWER SUPPLIER 13 | 10/14/2019   | 1,139,698.18      | 2019-00055437 | 1,139,698.18 | 9/1/2019          | 9/30/2019       | 30              | 15.0          | 9/16/19 0:00   | 10/21/2019   | 10/25/2019 | 39.5      |
| 224      | 2                 | 1900004748          | 2000013609        | PURCHASED POWER SUPPLIER 13 | 11/1/2019    | 810,024.76        | 2019-00055652 | 810,024.76   | 10/1/2019         | 10/31/2019      | 31              | 15.5          | 10/16/19 12:00 | 11/20/2019   | 12/2/2019  | 47.0      |
| 225      | 2                 | 1900004201          | 2000014782        | PURCHASED POWER SUPPLIER 13 | 12/13/2019   | 1,355,489.29      | 2019-00056204 | 1,355,489.29 | 11/1/2019         | 11/30/2019      | 30              | 15.0          | 11/16/19 0:00  | 12/20/2019   | 12/31/2019 | 45.5      |
| 226      | 2                 | 1900000031          | 2000000742        | PURCHASED POWER SUPPLIER 13 | 1/13/2020    | 1,108,282.76      | 2020-00057889 | 1,108,282.76 | 12/1/2019         | 12/31/2019      | 31              | 15.5          | 12/16/19 12:00 | 1/17/2020    | 1/30/2020  | 45.0      |
| 227      | 2                 | 1900000616          | 2000001147        | PURCHASED POWER SUPPLIER 13 | 2/17/2020    | 1,212,107.63      | 2020-00057201 | 1,212,107.63 | 1/1/2020          | 1/31/2020       | 31              | 15.5          | 1/16/20 12:00  | 2/20/2020    | 3/2/2020   | 46.0      |
| 228      | 2                 | 1900000243          | 2000002008        | PURCHASED POWER SUPPLIER 13 | 3/10/2020    | 1,201,637.66      | 2020-00057534 | 1,201,637.66 | 2/1/2020          | 2/29/2020       | 29              | 14.5          | 2/15/20 12:00  | 3/20/2020    | 3/26/2020  | 40.0      |
| 229      | 2                 | 1900000414          | 2000004446        | PURCHASED POWER SUPPLIER 13 | 4/14/2020    | 1,335,378.41      | 2020-00058160 | 1,335,378.41 | 3/1/2020          | 3/31/2020       | 31              | 15.5          | 3/16/20 12:00  | 4/20/2020    | 4/29/2020  | 44.0      |
| 230      | 2                 | 1900003891          | 2000004945        | PURCHASED POWER SUPPLIER 13 | 6/16/2020    | 1,162,789.99      | 2020-00059036 | 1,162,789.99 | 5/1/2020          | 5/31/2020       | 31              | 15.5          | 5/16/20 12:00  | 6/22/2020    | 6/29/2020  | 44.0      |
| 231      | 1                 | 1900003427          | 2000008221        | PURCHASED POWER SUPPLIER 14 | 7/9/2019     | 2,108,371.83      | 2019-00054182 | 26.43        | 6/1/2019          | 6/30/2019       | 30              | 15.0          | 6/16/19 0:00   | 7/22/2019    | 7/24/2019  | 38.5      |
| 232      | 1                 | 1900003427          | 2000008221        | PURCHASED POWER SUPPLIER 14 | 7/9/2019     | 2,108,371.83      | 2019-00054182 | 129.79       | 6/1/2019          | 6/30/2019       | 30              | 15.0          | 6/16/19 0:00   | 7/22/2019    | 7/24/2019  | 38.5      |
| 233      | 1                 | 1900003427          | 2000008221        | PURCHASED POWER SUPPLIER 14 | 7/9/2019     | 2,108,371.83      | 2019-00054182 | 248.33       | 6/1/2019          | 6/30/2019       | 30              | 15.0          | 6/16/19 0:00   | 7/22/2019    | 7/24/2019  | 38.5      |
| 234      | 1                 | 1900003427          | 2000008221        | PURCHASED POWER SUPPLIER 14 | 7/9/2019     | 2,108,371.83      | 2019-00054182 | 391.28       | 6/1/2019          | 6/30/2019       | 30              | 15.0          | 6/16/19 0:00   | 7/22/2019    | 7/24/2019  | 38.5      |
| 235      | 1                 | 1900003427          | 2000008221        | PURCHASED POWER SUPPLIER 14 | 7/9/2019     | 2,108,371.83      | 2019-00054182 | 1,293.00     | 6/1/2019          | 6/30/2019       | 30              | 15.0          | 6/16/19 0:00   | 7/22/2019    | 7/24/2019  | 38.5      |
| 236      | 1                 | 1900003427          | 2000008221        | PURCHASED POWER SUPPLIER 14 | 7/9/2019     | 2,108,371.83      | 2019-00054182 | 9,946.99     | 6/1/2019          | 6/30/2019       | 30              | 15.0          | 6/16/19 0:00   | 7/22/2019    | 7/24/2019  | 38.5      |
| 237      | 1                 | 1900003427          | 2000008221        | PURCHASED POWER SUPPLIER 14 | 7/9/2019     | 2,108,371.83      | 2019-00054182 | 2,096,336.01 | 6/1/2019          | 6/30/2019       | 30              | 15.0          | 6/16/19 0:00   | 7/22/2019    | 7/24/2019  | 36.5      |
| 238      | 1                 | 1900002470          | 2000009731        | PURCHASED POWER SUPPLIER 14 | 8/9/2019     | 2,352,895.86      | 2019-00054510 | 111.87       | 7/1/2019          | 7/31/2019       | 31              | 15.5          | 7/16/19 12:00  | 8/20/2019    | 8/28/2019  | 43.0      |
| 239      | 1                 | 1900002470          | 2000009731        | PURCHASED POWER SUPPLIER 14 | 8/9/2019     | 2,352,895.86      | 2019-00054510 | 2,352,783.99 | 7/1/2019          | 7/31/2019       | 31              | 15.5          | 7/16/19 12:00  | 8/20/2019    | 8/28/2019  | 43.0      |
| 240      | 2                 | 1900002075          | 2000010915        | PURCHASED POWER SUPPLIER 14 | 9/11/2019    | 2,068,911.19      | 2019-00054861 | 2,946.40     | 8/1/2019          | 8/31/2019       | 31              | 15.5          | 8/16/19 12:00  | 9/20/2019    | 9/24/2019  | 39.0      |
| 241      | 2                 | 1900002075          | 2000010915        | PURCHASED POWER SUPPLIER 14 | 9/11/2019    | 2,068,911.19      | 2019-00054861 | 2,065,964.79 | 8/1/2019          | 8/31/2019       | 31              | 15.5          | 8/16/19 12:00  | 9/20/2019    | 9/24/2019  | 39.0      |
| 242      | 1                 | 1900005070          | 2000013561        | PURCHASED POWER SUPPLIER 14 | 10/1/2019    | 2,417,827.42      | #             | 1,881.87     | 10/1/2019         | 10/31/2019      | 31              | 15.5          | 10/16/19 12:00 | 11/20/2019   | 11/25/2019 | 49.0      |
| 243      | 1                 | 1900005070          | 2000013561        | PURCHASED POWER SUPPLIER 14 | 10/1/2019    | 2,417,827.42      | #             | 2,415,945.55 | 10/1/2019         | 10/31/2019      | 31              | 15.5          | 10/16/19 12:00 | 11/20/2019   | 12/4/2019  | 40.0      |
| 244      | 1                 | 1900004826          | 2000011960        | PURCHASED POWER SUPPLIER 14 | 10/9/2019    | 3,056,910.46      | 2019-00055376 | 259.33       | 9/1/2019          | 9/30/2019       | 30              | 15.0          | 9/16/19 0:00   | 10/21/2019   | 10/22/2019 | 36.5      |
| 245      | 1                 | 1900004826          | 2000011960        | PURCHASED POWER SUPPLIER 14 | 10/9/2019    | 3,056,910.46      | 2019-00055376 | 3,056,651.13 | 9/1/2019          | 9/30/2019       | 30              | 15.0          | 9/16/19 0:00   | 10/21/2019   | 10/25/2019 | 39.5      |
| 246      | 1                 | 1900003992          | 2000014699        | PURCHASED POWER SUPPLIER 14 | 12/13/2019   | 2,165,368.15      | #             | 182,659.93   | 11/1/2019         | 11/30/2019      | 30              | 15.0          | 11/16/19 0:00  | 12/20/2019   | 1/1/2020   | 46.5      |

Southwestern Public Service Company - Texas  
Purchased Power Sample  
12 Months Ended June 30, 2020

| Line No. | Census 1 Sample 2 | Accounting Document | Clearing Document | Description                 | Invoice Date | Invoice Amount \$ | InvoiceNo    | Amount \$    | From Service Date | To Service Date | Days of Service | Midpoint Days | Midpoint Date  | Payment Date | Due Date   | Lead Days |
|----------|-------------------|---------------------|-------------------|-----------------------------|--------------|-------------------|--------------|--------------|-------------------|-----------------|-----------------|---------------|----------------|--------------|------------|-----------|
| 247      | 1                 | 1900003992          | 2000014699        | PURCHASED POWER SUPPLIER 14 | 12/13/2019   | 2,165,368.15 #    |              | 1,982,708.22 | 11/1/2019         | 11/30/2019      | 30              | 15.0          | 11/16/19 0:00  | 12/20/2019   | 12/27/2019 | 41.5      |
| 248      | 1                 | 1900001560          | 2000000752        | PURCHASED POWER SUPPLIER 14 | 1/14/2020    | 2,268,712.74 #    |              | 326.23       | 12/1/2019         | 12/31/2019      | 31              | 15.5          | 12/16/19 12:00 | 1/21/2020    | 1/27/2020  | 42.0      |
| 249      | 1                 | 1900001560          | 2000000752        | PURCHASED POWER SUPPLIER 14 | 1/14/2020    | 2,268,712.74 #    |              | 2,268,386.51 | 12/1/2019         | 12/31/2019      | 31              | 15.5          | 12/16/19 12:00 | 1/21/2020    | 1/23/2020  | 38.0      |
| 250      | 2                 | 1900002003          | 2000002392        | PURCHASED POWER SUPPLIER 14 | 2/17/2020    | 1,787,815.55 #    |              | 16,152.83    | 1/1/2020          | 1/31/2020       | 31              | 15.5          | 1/16/20 12:00  | 2/20/2020    | 2/25/2020  | 40.0      |
| 251      | 2                 | 1900002003          | 2000002392        | PURCHASED POWER SUPPLIER 14 | 2/17/2020    | 1,787,815.55 #    |              | 1,771,662.72 | 1/1/2020          | 1/31/2020       | 31              | 15.5          | 1/16/20 12:00  | 2/20/2020    | 2/26/2020  | 41.0      |
| 252      | 1                 | 1900000149          | 2000003590        | PURCHASED POWER SUPPLIER 14 | 3/10/2020    | 2,069,413.78 #    |              | 1,245.54     | 2/1/2020          | 2/29/2020       | 29              | 14.5          | 2/15/20 12:00  | 3/20/2020    | 3/26/2020  | 44.0      |
| 253      | 1                 | 1900000149          | 2000003590        | PURCHASED POWER SUPPLIER 14 | 3/10/2020    | 2,069,413.78 #    |              | 2,068,168.24 | 2/1/2020          | 2/29/2020       | 29              | 14.5          | 2/15/20 12:00  | 3/20/2020    | 3/24/2020  | 38.0      |
| 254      | 1                 | 1900002457          | 2000004605        | PURCHASED POWER SUPPLIER 14 | 4/14/2020    | 2,550,266.84 #    |              | 4,508.57     | 3/1/2020          | 3/31/2020       | 31              | 15.5          | 3/16/20 12:00  | 4/20/2020    | 4/27/2020  | 42.0      |
| 255      | 1                 | 1900002457          | 2000004605        | PURCHASED POWER SUPPLIER 14 | 4/14/2020    | 2,550,266.84 #    |              | 2,545,758.27 | 3/1/2020          | 3/31/2020       | 31              | 15.5          | 3/16/20 12:00  | 4/20/2020    | 4/27/2020  | 42.0      |
| 256      | 1                 | 1900002267          | 2000006208        | PURCHASED POWER SUPPLIER 14 | 5/1/2020     | 2,425,530.41 #    |              | 6,744.52     | 4/1/2020          | 4/30/2020       | 30              | 15.0          | 4/16/20 0:00   | 5/20/2020    | 5/20/2020  | 34.5      |
| 257      | 1                 | 1900002267          | 2000006208        | PURCHASED POWER SUPPLIER 14 | 5/1/2020     | 2,425,530.41 #    |              | 2,418,785.89 | 4/1/2020          | 4/30/2020       | 30              | 15.0          | 4/16/20 0:00   | 5/20/2020    | 5/20/2020  | 34.5      |
| 258      | 1                 | 1900004252          | 2000007510        | PURCHASED POWER SUPPLIER 14 | 6/16/2020    | 2,147,656.18 #    |              | 42,258.82    | 5/1/2020          | 5/31/2020       | 31              | 15.5          | 5/16/20 12:00  | 6/22/2020    | 6/25/2020  | 40.0      |
| 259      | 1                 | 1900004252          | 2000007510        | PURCHASED POWER SUPPLIER 14 | 6/16/2020    | 2,147,656.18 #    |              | 2,105,397.36 | 5/1/2020          | 5/31/2020       | 31              | 15.5          | 5/16/20 12:00  | 6/22/2020    | 6/26/2020  | 41.0      |
| 260      | 2                 | 1900002390          | 2000013564        | PURCHASED POWER SUPPLIER 15 | 11/1/2019    | 227,584.64 #      |              | 227,584.64   | 10/1/2019         | 10/31/2019      | 31              | 15.5          | 10/16/19 12:00 | 11/20/2019   | 11/20/2019 | 35.0      |
| 261      | 2                 | 1900003896          | 2000010916        | PURCHASED POWER SUPPLIER 16 | 9/11/2019    | 258,819.20 #      |              | 258,819.20   | 8/1/2019          | 8/31/2019       | 31              | 15.5          | 8/16/19 12:00  | 9/20/2019    | 9/20/2019  | 35.0      |
| 262      | 2                 | 1900005238          | 2000013562        | PURCHASED POWER SUPPLIER 16 | 10/1/2019    | 217,531.21 #      |              | 217,531.21   | 10/1/2019         | 10/31/2019      | 31              | 15.5          | 10/16/19 12:00 | 11/20/2019   | 11/20/2019 | 35.0      |
| 263      | 2                 | 1900003888          | 2000010916        | PURCHASED POWER SUPPLIER 16 | 10/14/2019   | 185,903.50 #      |              | 185,903.50   | 9/1/2019          | 9/30/2019       | 30              | 15.0          | 9/16/19 0:00   | 10/21/2019   | 10/21/2019 | 35.5      |
| 264      | 2                 | 1900002114          | 2000002396        | PURCHASED POWER SUPPLIER 17 | 2/17/2020    | 174,475.13 #      |              | 174,475.13   | 1/1/2020          | 1/31/2020       | 31              | 15.5          | 1/16/20 12:00  | 2/20/2020    | 2/20/2020  | 35.0      |
| 265      | 2                 | 1900002592          | 2000002400        | PURCHASED POWER SUPPLIER 18 | 2/17/2020    | 10,045.45 #       |              | 11,639.05    | 1/1/2020          | 1/31/2020       | 31              | 15.5          | 1/16/20 12:00  | 2/20/2020    | 2/20/2020  | 35.0      |
| 266      | 2                 | 1900003179          | 2000008230        | PURCHASED POWER SUPPLIER 19 | 7/22/2019    | 907,423.69 #      | 511184       | 207,336.37   | 6/1/2019          | 6/30/2019       | 30              | 15.0          | 6/16/19 0:00   | 7/22/2019    | 8/1/2019   | 46.5      |
| 267      | 2                 | 1900003179          | 2000008230        | PURCHASED POWER SUPPLIER 19 | 7/22/2019    | 907,423.69 #      | 511184       | 886,687.32   | 6/1/2019          | 6/30/2019       | 30              | 15.0          | 6/16/19 0:00   | 7/22/2019    | 8/1/2019   | 46.5      |
| 268      | 2                 | 1900002335          | 2000009741        | PURCHASED POWER SUPPLIER 19 | 8/2/2019     | 819,449.84 #      | 516618       | 348.87       | 7/1/2019          | 7/31/2019       | 31              | 15.5          | 7/16/19 12:00  | 8/20/2019    | 8/28/2019  | 43.0      |
| 269      | 2                 | 1900002335          | 2000009741        | PURCHASED POWER SUPPLIER 19 | 8/2/2019     | 819,449.84 #      | 516618       | 819,100.97   | 7/1/2019          | 7/31/2019       | 31              | 15.5          | 7/16/19 12:00  | 8/20/2019    | 8/28/2019  | 43.0      |
| 270      | 2                 | 1900003081          | 2000010925        | PURCHASED POWER SUPPLIER 19 | 9/3/2019     | 853,715.53 #      | 2019-0054868 | 558.88       | 8/1/2019          | 8/31/2019       | 31              | 15.5          | 8/16/19 12:00  | 9/20/2019    | 10/2/2019  | 47.0      |
| 271      | 2                 | 1900003081          | 2000010925        | PURCHASED POWER SUPPLIER 19 | 9/3/2019     | 853,715.53 #      | 2019-0054868 | 853,156.66   | 8/1/2019          | 8/31/2019       | 31              | 15.5          | 8/16/19 12:00  | 9/20/2019    | 10/2/2019  | 47.0      |
| 272      | 2                 | 1900003459          | 2000013571        | PURCHASED POWER SUPPLIER 19 | 11/4/2019    | 997,213.75 #      | 2019-0055826 | 18,163.43    | 10/1/2019         | 10/31/2019      | 31              | 15.5          | 10/16/19 12:00 | 11/20/2019   | 11/29/2019 | 44.0      |
| 273      | 2                 | 1900003459          | 2000013571        | PURCHASED POWER SUPPLIER 19 | 11/4/2019    | 997,213.75 #      | 2019-0055826 | 979,050.32   | 10/1/2019         | 10/31/2019      | 31              | 15.5          | 10/16/19 12:00 | 11/20/2019   | 11/29/2019 | 44.0      |
| 274      | 2                 | 1900006064          | 2000014709        | PURCHASED POWER SUPPLIER 19 | 12/2/2019    | 1,044,660.31 #    | 2019-0056214 | 315.87       | 11/1/2019         | 11/30/2019      | 30              | 15.0          | 11/16/19 0:00  | 12/20/2019   | 1/27/2020  | 41.5      |
| 275      | 2                 | 1900006064          | 2000014709        | PURCHASED POWER SUPPLIER 19 | 12/2/2019    | 1,044,660.31 #    | 2019-0056214 | 1,044,344.44 | 11/1/2019         | 11/30/2019      | 30              | 15.0          | 11/16/19 0:00  | 12/20/2019   | 1/27/2020  | 41.5      |
| 276      | 2                 | 1900001031          | 2000000761        | PURCHASED POWER SUPPLIER 19 | 1/2/2020     | 1,118,486.14 #    |              | 485.25       | 12/1/2019         | 12/31/2019      | 31              | 15.5          | 12/16/19 12:00 | 1/21/2020    | 1/27/2020  | 42.0      |
| 277      | 2                 | 1900001031          | 2000000761        | PURCHASED POWER SUPPLIER 19 | 1/2/2020     | 1,118,486.14 #    |              | 1,118,000.89 | 12/1/2019         | 12/31/2019      | 31              | 15.5          | 12/16/19 12:00 | 1/21/2020    | 1/27/2020  | 42.0      |
| 278      | 2                 | 1900002293          | 2000003599        | PURCHASED POWER SUPPLIER 19 | 3/2/2020     | 1,097,041.78 #    |              | 508.11       | 2/1/2020          | 2/29/2020       | 29              | 14.5          | 2/15/20 12:00  | 3/20/2020    | 3/20/2020  | 34.0      |
| 279      | 2                 | 1900002293          | 2000003599        | PURCHASED POWER SUPPLIER 19 | 3/2/2020     | 1,097,041.78 #    |              | 1,096,533.67 | 2/1/2020          | 2/29/2020       | 29              | 14.5          | 2/15/20 12:00  | 3/20/2020    | 3/20/2020  | 34.0      |
| 280      | 2                 | 1900001487          | 2000004614        | PURCHASED POWER SUPPLIER 19 | 4/2/2020     | 1,141,318.45 #    |              | 211.26       | 3/1/2020          | 3/31/2020       | 31              | 15.5          | 3/16/20 12:00  | 4/20/2020    | 4/27/2020  | 42.0      |
| 281      | 2                 | 1900001487          | 2000004614        | PURCHASED POWER SUPPLIER 19 | 4/2/2020     | 1,141,318.45 #    |              | 1,141,107.19 | 3/1/2020          | 3/31/2020       | 31              | 15.5          | 3/16/20 12:00  | 4/20/2020    | 4/27/2020  | 42.0      |
| 282      | 2                 | 1900001547          | 2000008229        | PURCHASED POWER SUPPLIER 20 | 7/9/2019     | 944,793.09 #      | WW-PPA0619   | 827,689.34   | 6/1/2019          | 6/30/2019       | 30              | 15.0          | 6/16/19 0:00   | 7/22/2019    | 7/31/2019  | 45.5      |
| 283      | 2                 | 1900004336          | 200001969         | PURCHASED POWER SUPPLIER 20 | 10/10/2019   | 2,223,625.32 #    | WW-PPA0919   | 1,948,014.84 | 9/1/2019          | 9/30/2019       | 30              | 15.0          | 9/16/19 0:00   | 10/21/2019   | 10/20/2019 | 35.5      |
| 284      | 2                 | 1900001500          | 2000013570        | PURCHASED POWER SUPPLIER 20 | 11/13/2019   | 1,629,863.56 #    | 2019-0055827 | 1,427,847.75 | 10/1/2019         | 10/31/2019      | 31              | 15.5          | 10/16/19 12:00 | 11/20/2019   | 11/26/2019 | 41.0      |
| 285      | 2                 | 1900001500          | 200000760         | PURCHASED POWER SUPPLIER 20 | 1/13/2020    | 1,039,531.79 #    |              | 910,685.51   | 12/1/2019         | 12/31/2019      | 31              | 15.5          | 12/16/19 12:00 | 1/21/2020    | 1/23/2020  | 38.0      |
| 286      | 2                 | 1900000865          | 2000003260        | PURCHASED POWER SUPPLIER 20 | 2/10/2020    | 1,614,190.91 #    | WW-PPA0120   | 1,419,004.58 | 1/1/2020          | 1/31/2020       | 31              | 15.5          | 1/16/20 12:00  | 3/17/2020    | 2/25/2020  | 61.0      |
| 287      | 2                 | 1900000139          | 2000003684        | PURCHASED POWER SUPPLIER 20 | 3/9/2020     | 2,191,526.02 #    | WW-PPA0220   | 808.97       | 2/1/2020          | 2/29/2020       | 29              | 14.5          | 2/15/20 12:00  | 4/7/2020     | 3/24/2020  | 52.0      |



Southwestern Public Service Company - Texas  
Purchased Power Sample  
12 Months Ended June 30, 2020

| Line No. | Census 1 Sample 2 | Accounting Document | Clearing Document | Description                 | Invoice Date | Invoice Amount \$ | InvoiceNo     | Amount \$    | From Service Date | To Service Date | Days of Service | Midpoint Days | Midpoint Date | Payment Date | Due Date  | Lead Days |
|----------|-------------------|---------------------|-------------------|-----------------------------|--------------|-------------------|---------------|--------------|-------------------|-----------------|-----------------|---------------|---------------|--------------|-----------|-----------|
| 288      | 2                 | 1900000139          | 2000003684        | PURCHASED POWER SUPPLIER 20 | 3/9/2020     | 2,191,526.02      | WW-PPA0220    | 1,925,817.77 | 2/1/2020          | 2/29/2020       | 29              | 14.5          | 2/15/20 12:00 | 4/7/2020     | 3/24/2020 | 52.0      |
| 289      | 1                 | 1900003392          | 2000004785        | PURCHASED POWER SUPPLIER 20 | 4/9/2020     | 2,546,747.08      | WW-PPA0320    | 2,238,797.01 | 3/1/2020          | 3/31/2020       | 31              | 15.5          | 3/16/20 12:00 | 4/30/2020    | 4/24/2020 | 45.0      |
| 290      | 1                 | 1900004260          | 2000006568        | PURCHASED POWER SUPPLIER 20 | 5/8/2020     | 2,554,857.09      | WW-PPA0420    | 4,090.78     | 4/1/2020          | 4/30/2020       | 30              | 15.0          | 4/16/20 0:00  | 6/5/2020     | 5/26/2020 | 50.5      |
| 291      | 1                 | 1900004260          | 2000006568        | PURCHASED POWER SUPPLIER 20 | 5/8/2020     | 2,554,857.09      | WW-PPA0420    | 2,242,330.23 | 4/1/2020          | 4/30/2020       | 30              | 15.0          | 4/16/20 0:00  | 6/5/2020     | 5/26/2020 | 50.5      |
| 292      | 1                 | 1900004550          | 2000008436        | PURCHASED POWER SUPPLIER 20 | 6/17/2020    | 2,379,898.70      | 2020-10059049 | 1,130.84     | 5/1/2020          | 5/31/2020       | 31              | 15.5          | 5/16/20 12:00 | 7/22/2020    | 6/26/2020 | 67.0      |
| 293      | 1                 | 1900004550          | 2000008436        | PURCHASED POWER SUPPLIER 20 | 6/17/2020    | 2,379,898.70      | 2020-10059049 | 12,390.26    | 5/1/2020          | 5/31/2020       | 31              | 15.5          | 5/16/20 12:00 | 7/22/2020    | 6/26/2020 | 67.0      |
| 294      | 1                 | 1900004550          | 2000008436        | PURCHASED POWER SUPPLIER 20 | 6/17/2020    | 2,379,898.70      | 2020-10059049 | 2,080,237.62 | 5/1/2020          | 5/31/2020       | 31              | 15.5          | 5/16/20 12:00 | 7/22/2020    | 6/26/2020 | 67.0      |

**Southwestern Public Service Company  
Lead Lag Study - Payroll Lead - Texas  
12 Months Ended June 30, 2020**

| Line Number | Description                            | Dollar Amount \$ | Lead Days     | Dollar Days \$   |
|-------------|--|------------------|---------------|------------------|
| 1           | <b>Regular Payroll</b>                 |                  |               |                  |
| 2           | Net Payroll                            | 78,761,237.72    | 10.42         | 820,510,433.00   |
| 3           | Federal Income Tax Withheld            | 12,894,064.81    | 13.17         | 169,873,750.39   |
| 4           | FICA and Medicare Withheld             | 8,191,389.57     | 13.17         | 107,890,637.04   |
| 5           | State Income Tax Withheld - New Mexico | 700,200.53       | 47.03         | 32,929,355.34    |
| 6           | State Income Tax Withheld - Colorado   | 2,800.00         | 28.58         | 80,019.00        |
| 7           | State Income Tax Withheld - Minnesota  | -759.78          | 29.43         | -22,359.53       |
| 8           | State Income Tax Withheld - Michigan   | 3,471.93         | 53.34         | 185,175.64       |
| 9           | State Income Tax Withheld - Oklahoma   | 4,208.00         | 52.97         | 222,891.00       |
| 10          | Other Deductions                       | 16,527,949.43    | 15.26         | 252,277,478.26   |
| 11          |  |                  |               |                  |
| 12          | Total Gross Pay                        | 117,084,562.21   |               | 1,383,947,380.14 |
| 13          | <b>Average Lead</b>                    |                  | <b>11.82</b>  |                  |
| 14          |  |                  |               |                  |
| 15          |  |                  |               |                  |
| 16          | <b>Incentive Payroll</b>               |                  |               |                  |
| 17          | Net Payroll                            | 1,689,363.96     | 248.32        | 419,510,692.50   |
| 18          | Federal Income Tax Withheld            | 795,899.71       | 246.17        | 195,925,178.41   |
| 19          | FICA Withheld                          | 246,068.77       | 246.67        | 60,698,738.35    |
| 20          | State Income Tax Withheld - New Mexico | 20,190.34        | 292.90        | 5,913,741.78     |
| 21          | State Income Tax Withheld - Colorado   | 116.00           | 255.00        | 29,580.00        |
| 22          | State Income Tax Withheld - Minnesota  | 1,509.86         | 256.05        | 386,602.92       |
| 23          | State Income Tax Withheld - Michigan   | 369.88           | 293.00        | 108,374.84       |
| 24          | State Income Tax Withheld - Oklahoma   | 300.00           | 303.00        | 90,900.00        |
| 25          | Other Deductions                       | 200,776.62       | 248.22        | 49,836,876.06    |
| 26          |  |                  |               |                  |
| 27          | Total Gross Pay                        | 2,954,595.14     |               | 732,500,684.86   |
| 28          |  |                  |               |                  |
| 29          | <b>Average Lead</b>                    |                  | <b>247.92</b> |                  |

**Southwestern Public Service Company  
Net Payroll Lead - Regular Payroll  
12 Months Ended June 30, 2020**

| Line No. | Period Beginning | Period Ending | Days of Service | Midpoint Date  | Electronic Payment Date | Elec Lead Days | Electronic Net Pay \$ | Electronic Dollar Days \$ | Paper Lead Days | Paper Net Pay \$ | Paper Check Dollar Days \$ | Net Pay Weighted Lead | Total Net Pay \$ | Total Dollar Days \$ |  |
|----------|------------------|---------------|-----------------|----------------|-------------------------|----------------|-----------------------|---------------------------|-----------------|------------------|----------------------------|-----------------------|------------------|----------------------|--|
| 1        | Semi-monthly     |               |                 |                |                         |                |                       |                           |                 |                  |                            |                       |                  |                      |  |
| 2        | 7/1/2019         | 7/15/2019     | 15.0            | 7/8/19 12:00   | 7/15/2019               | 7.0            | 652,513.47            | 4,567,594.29              | 0.0             | 0.00             | 0.00                       | 7.00                  | 652,513.47       | 4,567,594.29         |  |
| 3        | 7/16/2019        | 7/31/2019     | 16.0            | 7/24/19 0:00   | 7/31/2019               | 7.5            | 657,364.71            | 4,930,235.33              | 0.0             | 0.00             | 0.00                       | 7.50                  | 657,364.71       | 4,930,235.33         |  |
| 4        | 8/1/2019         | 8/15/2019     | 15.0            | 8/8/19 12:00   | 8/15/2019               | 7.0            | 647,484.90            | 4,532,394.30              | 12.0            | 2,732.20         | 32,786.40                  | 7.02                  | 650,217.10       | 4,565,180.70         |  |
| 5        | 8/16/2019        | 8/31/2019     | 16.0            | 8/24/19 0:00   | 8/30/2019               | 6.5            | 657,324.43            | 4,272,608.80              | 13.5            | 150.00           | 2,025.00                   | 6.50                  | 657,474.43       | 4,274,633.80         |  |
| 6        | 9/1/2019         | 9/15/2019     | 15.0            | 9/8/19 12:00   | 9/13/2019               | 5.0            | 645,641.89            | 3,228,209.45              | 0.0             | 0.00             | 0.00                       | 5.00                  | 645,641.89       | 3,228,209.45         |  |
| 7        | 9/16/2019        | 9/30/2019     | 15.0            | 9/23/19 12:00  | 9/30/2019               | 7.0            | 651,063.32            | 4,557,443.24              | 33.8            | 2,085.75         | 70,593.48                  | 7.09                  | 653,149.07       | 4,628,036.72         |  |
| 8        | 10/1/2019        | 10/15/2019    | 15.0            | 10/8/19 12:00  | 10/15/2019              | 7.0            | 656,051.72            | 4,592,362.04              | 0.0             | 0.00             | 0.00                       | 7.00                  | 656,051.72       | 4,592,362.04         |  |
| 9        | 10/16/2019       | 10/31/2019    | 16.0            | 10/24/19 0:00  | 10/31/2019              | 7.5            | 647,522.98            | 4,856,422.35              | 16.9            | 7,274.84         | 123,267.13                 | 7.60                  | 654,797.82       | 4,979,689.48         |  |
| 10       | 11/1/2019        | 11/15/2019    | 15.0            | 11/8/19 12:00  | 11/15/2019              | 7.0            | 683,405.85            | 4,783,840.95              | 0.0             | 0.00             | 0.00                       | 7.00                  | 683,405.85       | 4,783,840.95         |  |
| 11       | 11/16/2019       | 11/30/2019    | 15.0            | 11/23/19 12:00 | 11/29/2019              | 6.0            | 670,601.45            | 4,023,608.70              | 0.0             | 0.00             | 0.00                       | 6.00                  | 670,601.45       | 4,023,608.70         |  |
| 12       | 12/1/2019        | 12/15/2019    | 15.0            | 12/8/19 12:00  | 12/13/2019              | 5.0            | 686,104.32            | 3,430,521.60              | 0.0             | 0.00             | 0.00                       | 5.00                  | 686,104.32       | 3,430,521.60         |  |
| 13       | 12/16/2019       | 12/31/2019    | 16.0            | 12/24/19 0:00  | 12/31/2019              | 7.5            | 683,618.03            | 5,127,135.23              | 0.0             | 0.00             | 0.00                       | 7.50                  | 683,618.03       | 5,127,135.23         |  |
| 14       | 1/1/2020         | 1/15/2020     | 15.0            | 1/8/20 12:00   | 1/15/2020               | 7.0            | 662,923.17            | 4,640,462.19              | 7.6             | 3,997.21         | 30,336.18                  | 7.00                  | 666,920.38       | 4,670,798.37         |  |
| 15       | 1/16/2020        | 1/31/2020     | 16.0            | 1/24/20 0:00   | 1/31/2020               | 7.5            | 650,145.54            | 4,876,091.55              | 11.5            | 1,336.13         | 15,365.50                  | 7.51                  | 651,481.67       | 4,891,457.05         |  |
| 16       | 2/1/2020         | 2/15/2020     | 15.0            | 2/8/20 12:00   | 2/14/2020               | 6.0            | 677,048.79            | 4,062,292.74              | 0.0             | 0.00             | 0.00                       | 6.00                  | 677,048.79       | 4,062,292.74         |  |
| 17       | 2/16/2020        | 2/29/2020     | 14.0            | 2/23/20 0:00   | 2/28/2020               | 5.5            | 647,545.30            | 3,561,499.15              | 5.5             | 3,690.28         | 20,446.54                  | 5.50                  | 651,235.58       | 3,581,945.69         |  |
| 18       | 3/1/2020         | 3/15/2020     | 15.0            | 3/8/20 12:00   | 3/13/2020               | 5.0            | 655,113.66            | 3,275,568.30              | 0.0             | 0.00             | 0.00                       | 5.00                  | 655,113.66       | 3,275,568.30         |  |
| 19       | 3/16/2020        | 3/31/2020     | 16.0            | 3/24/20 0:00   | 3/31/2020               | 7.5            | 673,155.60            | 5,048,667.00              | 0.0             | 0.00             | 0.00                       | 7.50                  | 673,155.60       | 5,048,667.00         |  |
| 20       | 4/1/2020         | 4/15/2020     | 15.0            | 4/8/20 12:00   | 4/15/2020               | 7.0            | 664,466.30            | 4,651,264.10              | 19.0            | 620.76           | 11,794.44                  | 7.01                  | 665,087.06       | 4,663,058.54         |  |
| 21       | 4/16/2020        | 4/30/2020     | 15.0            | 4/23/20 12:00  | 4/30/2020               | 7.0            | 666,915.63            | 4,668,409.41              | 0.0             | 0.00             | 0.00                       | 7.00                  | 666,915.63       | 4,668,409.41         |  |
| 22       | 5/1/2020         | 5/15/2020     | 15.0            | 5/8/20 12:00   | 5/15/2020               | 7.0            | 693,611.41            | 4,855,279.87              | 0.0             | 0.00             | 0.00                       | 7.00                  | 693,611.41       | 4,855,279.87         |  |
| 23       | 5/16/2020        | 5/31/2020     | 16.0            | 5/24/20 0:00   | 5/29/2020               | 5.5            | 682,677.92            | 3,754,728.56              | 0.0             | 0.00             | 0.00                       | 5.50                  | 682,677.92       | 3,754,728.56         |  |
| 24       | 6/1/2020         | 6/15/2020     | 15.0            | 6/8/20 12:00   | 6/15/2020               | 7.0            | 663,523.37            | 4,644,663.59              | 0.0             | 0.00             | 0.00                       | 7.00                  | 663,523.37       | 4,644,663.59         |  |
| 25       | 6/16/2020        | 6/30/2020     | 15.0            | 6/23/20 12:00  | 6/30/2020               | 7.0            | 695,721.38            | 4,870,049.66              | 0.0             | 0.00             | 0.00                       | 7.00                  | 695,721.38       | 4,870,049.66         |  |
| 26       |                  |               |                 |                |                         |                |                       |                           |                 |                  |                            |                       |                  |                      |  |
| 27       | Totals           |               |                 |                |                         |                |                       |                           |                 |                  |                            |                       |                  |                      |  |
| 28       |                  |               |                 |                |                         | 6.62           | 15,971,545.14         | 105,811,352.40            | 14.01           | 21,887.17        | 306,614.67                 | 6.64                  | 15,993,432.31    | 106,117,967.07       |  |

**Southwestern Public Service Company  
Net Payroll Lead - Regular Payroll  
12 Months Ended June 30, 2020**

| Line No. | Period Beginning      | Period Ending | Days of Service | Midpoint Days | Midpoint Date  | Electronic Payment Date | Elec Lead Days | Electronic Net Pay \$ | Electronic Dollar \$ | Paper Lead Days | Paper Net Pay \$ | Paper Check Dollar \$ | Paper Check Net Pay \$ | Net Pay Weighted Lead | Total Net Pay \$ | Total Dollar \$ |
|----------|-----------------------|---------------|-----------------|---------------|----------------|-------------------------|----------------|-----------------------|----------------------|-----------------|------------------|-----------------------|------------------------|-----------------------|------------------|-----------------|
| 29       | Bi-weekly             |               |                 |               |                |                         |                |                       |                      |                 |                  |                       |                        |                       |                  |                 |
| 30       | 7/1/2019              | 7/14/2019     | 14.0            | 7.0           | 7/8/19 0:00    | 7/19/2019               | 11.5           | 2,476,534.65          | 28,480,148.48        | 9.0             | 9,418.54         | 84,399.27             | 9,418.54               | 11.49                 | 2,485,953.19     | 28,564,547.75   |
| 31       | 7/15/2019             | 7/28/2019     | 14.0            | 7.0           | 7/22/19 0:00   | 8/2/2019                | 11.5           | 2,353,985.44          | 27,070,832.56        | 16.7            | 2,754.25         | 46,019.84             | 2,754.25               | 11.51                 | 2,356,739.69     | 27,116,852.40   |
| 32       | 7/29/2019             | 8/11/2019     | 14.0            | 7.0           | 8/5/19 0:00    | 8/16/2019               | 11.5           | 2,499,145.76          | 28,740,176.24        | 14.5            | 2,011.18         | 29,162.11             | 2,011.18               | 11.50                 | 2,501,156.94     | 28,769,338.35   |
| 33       | 8/12/2019             | 8/25/2019     | 14.0            | 7.0           | 8/19/19 0:00   | 8/30/2019               | 11.5           | 2,665,409.45          | 30,652,208.68        | 14.7            | 6,448.97         | 95,013.21             | 6,448.97               | 11.51                 | 2,671,858.42     | 30,747,221.89   |
| 34       | 8/26/2019             | 9/8/2019      | 14.0            | 7.0           | 9/2/19 0:00    | 9/13/2019               | 11.5           | 2,307,189.44          | 26,532,678.56        | 15.8            | 2,868.28         | 45,285.02             | 2,868.28               | 11.51                 | 2,310,057.72     | 26,577,963.58   |
| 35       | 9/9/2019              | 9/22/2019     | 14.0            | 7.0           | 9/16/19 0:00   | 9/27/2019               | 11.5           | 2,371,803.64          | 27,275,741.86        | 14.3            | 8,191.45         | 117,422.98            | 8,191.45               | 11.51                 | 2,379,995.09     | 27,393,164.84   |
| 36       | 9/23/2019             | 10/6/2019     | 14.0            | 7.0           | 9/30/19 0:00   | 10/11/2019              | 11.5           | 2,335,747.21          | 26,861,092.92        | 16.1            | 4,844.50         | 78,024.48             | 4,844.50               | 11.51                 | 2,340,591.71     | 26,939,117.40   |
| 37       | 10/7/2019             | 10/20/2019    | 14.0            | 7.0           | 10/14/19 0:00  | 10/25/2019              | 11.5           | 2,441,827.33          | 28,081,014.30        | 15.5            | 3,022.04         | 46,841.62             | 3,022.04               | 11.50                 | 2,444,849.37     | 28,127,855.92   |
| 38       | 10/21/2019            | 11/3/2019     | 14.0            | 7.0           | 10/28/19 0:00  | 11/8/2019               | 11.5           | 2,287,724.03          | 26,308,826.35        | 21.7            | 3,062.41         | 66,479.27             | 3,062.41               | 11.51                 | 2,290,786.44     | 26,375,305.62   |
| 39       | 11/4/2019             | 11/17/2019    | 14.0            | 7.0           | 11/11/19 0:00  | 11/22/2019              | 11.5           | 2,490,206.76          | 28,637,377.74        | 11.4            | 4,977.79         | 56,841.88             | 4,977.79               | 11.50                 | 2,495,184.55     | 28,694,219.62   |
| 40       | 11/18/2019            | 12/1/2019     | 14.0            | 7.0           | 11/25/19 0:00  | 12/6/2019               | 11.5           | 2,378,982.25          | 27,358,295.88        | 16.3            | 5,815.60         | 94,799.35             | 5,815.60               | 11.51                 | 2,384,797.85     | 27,453,095.23   |
| 41       | 12/2/2019             | 12/15/2019    | 14.0            | 7.0           | 12/9/19 0:00   | 12/20/2019              | 11.5           | 2,518,452.85          | 28,962,207.78        | 28.7            | 8,296.29         | 238,376.38            | 8,296.29               | 11.56                 | 2,526,749.14     | 29,200,584.16   |
| 42       | 12/16/2019            | 1/1/2020      | 17.0            | 8.5           | 12/24/19 12:00 | 1/3/2020                | 10.0           | 2,196,646.10          | 21,966,461.00        | 28.9            | 2,594.69         | 75,002.90             | 2,594.69               | 10.02                 | 2,199,240.79     | 22,041,463.90   |
| 43       | 1/2/2020              | 1/12/2020     | 14.0            | 7.0           | 1/6/20 0:00    | 1/17/2020               | 11.5           | 2,361,390.76          | 27,155,993.74        | 17.4            | 9,092.34         | 158,529.23            | 9,092.34               | 11.52                 | 2,370,483.10     | 27,314,522.97   |
| 44       | 1/13/2020             | 1/26/2020     | 14.0            | 7.0           | 1/20/20 0:00   | 1/31/2020               | 11.5           | 2,607,300.12          | 29,983,951.38        | 16.4            | 9,599.72         | 156,957.62            | 9,599.72               | 11.52                 | 2,616,899.84     | 30,140,909.00   |
| 45       | 1/27/2020             | 2/9/2020      | 14.0            | 7.0           | 2/3/20 0:00    | 2/14/2020               | 11.5           | 2,386,907.45          | 27,449,435.68        | 13.7            | 3,660.10         | 50,038.59             | 3,660.10               | 11.50                 | 2,390,567.55     | 27,499,474.27   |
| 46       | 2/10/2020             | 2/23/2020     | 14.0            | 7.0           | 2/17/20 0:00   | 2/28/2020               | 11.5           | 2,541,458.61          | 29,226,774.02        | 11.5            | 910.21           | 10,467.42             | 910.21                 | 11.50                 | 2,542,368.82     | 29,237,241.44   |
| 47       | 2/24/2020             | 3/8/2020      | 14.0            | 7.0           | 3/2/20 0:00    | 3/13/2020               | 11.5           | 2,520,444.26          | 28,985,108.99        | 32.2            | 1,102.85         | 35,491.33             | 1,102.85               | 11.51                 | 2,521,547.11     | 29,020,600.32   |
| 48       | 3/9/2020              | 3/22/2020     | 14.0            | 7.0           | 3/16/20 0:00   | 3/27/2020               | 11.5           | 2,531,188.05          | 29,108,662.58        | 15.5            | 937.89           | 14,537.30             | 937.89                 | 11.50                 | 2,532,125.94     | 29,123,199.88   |
| 49       | 3/23/2020             | 4/5/2020      | 14.0            | 7.0           | 3/30/20 0:00   | 4/9/2020                | 10.5           | 2,298,676.09          | 24,136,098.95        | 17.2            | 1,423.04         | 24,483.70             | 1,423.04               | 10.50                 | 2,300,099.13     | 24,160,582.65   |
| 50       | 4/6/2020              | 4/19/2020     | 14.0            | 7.0           | 4/13/20 0:00   | 4/24/2020               | 11.5           | 2,385,023.97          | 27,427,775.66        | 16.5            | 1,878.50         | 30,995.25             | 1,878.50               | 11.50                 | 2,386,902.47     | 27,458,770.91   |
| 51       | 4/20/2020             | 5/3/2020      | 14.0            | 7.0           | 4/27/20 0:00   | 5/8/2020                | 11.5           | 2,299,653.21          | 26,446,011.92        | 17.9            | 1,371.77         | 24,525.57             | 1,371.77               | 11.50                 | 2,301,024.98     | 26,470,537.49   |
| 52       | 5/4/2020              | 5/17/2020     | 14.0            | 7.0           | 5/11/20 0:00   | 5/22/2020               | 11.5           | 2,310,193.89          | 26,567,229.74        | 17.5            | 908.76           | 15,903.30             | 908.76                 | 11.50                 | 2,311,102.65     | 26,583,133.04   |
| 53       | 5/18/2020             | 5/31/2020     | 14.0            | 7.0           | 5/25/20 0:00   | 6/5/2020                | 11.5           | 2,317,117.00          | 26,646,845.50        | 15.5            | 900.07           | 13,951.09             | 900.07                 | 11.50                 | 2,318,017.07     | 26,660,796.59   |
| 54       | 6/1/2020              | 6/14/2020     | 14.0            | 7.0           | 6/8/20 0:00    | 6/19/2020               | 11.5           | 2,436,251.14          | 28,016,888.11        | 15.5            | 860.84           | 13,343.02             | 860.84                 | 11.50                 | 2,437,111.98     | 28,030,231.13   |
| 55       | 6/15/2020             | 6/28/2020     | 14.0            | 7.0           | 6/22/20 0:00   | 7/2/2020                | 10.5           | 2,351,593.87          | 24,691,735.64        | 0.0             | 0.00             | 0.00                  | 0.00                   | 10.50                 | 2,351,593.87     | 24,691,735.64   |
| 56       | N/A                   | N/A           |                 |               |                |                         |                |                       |                      |                 |                  |                       |                        |                       |                  |                 |
| 57       | Totals                |               |                 |               |                |                         | 11.37          | 62,670,853.33         | 712,769,574.26       | 16.74           | 96,952.08        | 1,622,891.68          | 96,952.08              | 11.38                 | 62,767,805.41    | 714,392,465.94  |
| 58       |                       |               |                 |               |                |                         |                |                       |                      |                 |                  |                       |                        |                       |                  |                 |
| 59       |                       |               |                 |               |                |                         |                |                       |                      |                 |                  |                       |                        |                       |                  |                 |
| 60       |                       |               |                 |               |                |                         |                |                       |                      |                 |                  |                       |                        |                       |                  |                 |
| 61       | Total Regular Payroll |               |                 |               |                |                         |                | 78,642,398.47         | 818,580,926.66       |                 | 118,839.25       | 1,929,506.34          | 118,839.25             |                       | 78,761,237.72    | 820,510,433.00  |
| 62       | Average Lead          |               |                 |               |                |                         | 10.42          |                       |                      |                 |                  |                       |                        |                       |                  |                 |

**Southwestern Public Service Company  
Paper Payroll Checks for 12 Months Ended June 30, 2020  
All semi-monthly and all bi-weekly paper checks are included**

| Line No. | Period Beginning   | Period Ending | Paygroup | Check Date | Paycheck # | Days of Service | Midpoint Days | Midpoint Date   | Check Clear Date | Lead Days | Net Pay \$ | Dollar Days \$ |            |
|----------|--------------------|---------------|----------|------------|------------|-----------------|---------------|-----------------|------------------|-----------|------------|----------------|------------|
| 1        | Semi-monthly       |               |          |            |            |                 |               |                 |                  |           |            |                |            |
| 2        | 8/1/2019           | 8/15/2019     | SM       | 08/15/2019 | 1154042    | 15.0            | 7.5           | 8/8/2019 12:00  | 8/20/2019        | 12.00     | 2,732.20   | 32,786.40      |            |
| 3        | 8/16/2019          | 8/31/2019     | SM       | 08/30/2019 | 1154263    | 16.0            | 8             | 8/24/2019 0:00  | 9/6/2019         | 13.50     | 150.00     | 2,025.00       |            |
| 5        | 9/16/2019          | 9/30/2019     | SM       | 09/13/2019 | 1157511    | 15.0            | 7.5           | 9/23/2019 12:00 | 2/18/2020        | 148.00    | 355.65     | 52,636.20      |            |
| 6        | 9/16/2019          | 9/30/2019     | SM       | 09/30/2019 | 1154829    | 15.0            | 7.5           | 9/23/2019 12:00 | 10/4/2019        | 11.00     | 1,193.19   | 13,125.09      |            |
| 7        | 9/16/2019          | 9/30/2019     | SM       | 09/30/2019 | 1154830    | 15.0            | 7.5           | 9/23/2019 12:00 | 10/2/2019        | 9.00      | 218.58     | 1,967.22       |            |
| 8        | 9/16/2019          | 9/30/2019     | SM       | 09/30/2019 | 1154831    | 15.0            | 7.5           | 9/23/2019 12:00 | 10/2/2019        | 9.00      | 318.33     | 2,864.97       |            |
| 10       | Total              |               |          |            |            |                 |               |                 |                  |           |            | 2,085.75       | 70,593.48  |
| 11       | 10/16/2019         | 10/31/2019    | SM       | 10/31/2019 | 1155312    | 16.0            | 8             | 10/24/2019 0:00 | 11/1/2019        | 8.50      | 746.88     | 6,348.48       |            |
| 12       | 10/16/2019         | 10/31/2019    | SM       | 10/31/2019 | 1155313    | 16.0            | 8             | 10/24/2019 0:00 | 11/20/2019       | 27.50     | 3,233.21   | 88,913.28      |            |
| 13       | 10/16/2019         | 10/31/2019    | SM       | 10/31/2019 | 1155314    | 16.0            | 8             | 10/24/2019 0:00 | 11/1/2019        | 8.50      | 1,614.40   | 13,722.40      |            |
| 14       | 10/16/2019         | 10/31/2019    | SM       | 10/31/2019 | 1155315    | 16.0            | 8             | 10/24/2019 0:00 | 11/1/2019        | 8.50      | 1,680.35   | 14,282.98      |            |
| 15       | Total              |               |          |            |            |                 |               |                 |                  |           |            | 7,274.84       | 123,267.13 |
| 17       | 1/1/2020           | 1/15/2020     | SM       | 01/03/2020 | 1156852    | 15.0            | 7.5           | 1/8/2020 12:00  | 1/10/2020        | 2.00      | 805.53     | 1,611.06       |            |
| 18       | 1/1/2020           | 1/15/2020     | SM       | 01/15/2020 | 1157029    | 15.0            | 7.5           | 1/8/2020 12:00  | 1/17/2020        | 9.00      | 3,191.68   | 28,725.12      |            |
| 19       | 1/16/2020          | 1/31/2020     | SM       | 01/31/2020 | 1157256    | 16.0            | 8             | 1/24/2020 0:00  | 2/4/2020         | 11.50     | 1,336.13   | 15,365.50      |            |
| 21       | 2/16/2020          | 2/29/2020     | SM       | 02/20/2020 | 1158035    | 14.0            | 7             | 2/23/2020 0:00  | 2/28/2020        | 5.50      | 3,640.28   | 20,021.54      |            |
| 22       | 2/16/2020          | 2/29/2020     | SM       | 02/28/2020 | 1158114    | 14.0            | 7             | 2/23/2020 0:00  | 3/2/2020         | 8.50      | 50.00      | 425.00         |            |
| 23       | Total              |               |          |            |            |                 |               |                 |                  |           |            | 3,690.28       | 20,446.54  |
| 24       | 4/1/2020           | 4/15/2020     | SM       | 04/15/2020 | 1159238    | 15.0            | 7.5           | 4/8/2020 12:00  | 4/27/2020        | 19.00     | 620.76     | 11,794.44      |            |
| 25       | Total Semi-monthly |               |          |            |            |                 |               |                 |                  |           |            | 21,887.17      | 306,614.67 |
| 26       | 7/1/2019           | 7/14/2019     | BW       | 07/05/2019 | 1153376    | 14.0            | 7             | 7/8/2019 0:00   | 7/19/2019        | 11.50     | 1,829.41   | 21,038.22      |            |
| 27       | 7/1/2019           | 7/14/2019     | BW       | 07/05/2019 | 1153377    | 14.0            | 7             | 7/8/2019 0:00   | 7/10/2019        | 2.50      | 1,523.10   | 3,807.75       |            |
| 28       | Total Bi-weekly    |               |          |            |            |                 |               |                 |                  |           |            | 3,352.51       | 24,845.97  |

**Southwestern Public Service Company  
Paper Payroll Checks for 12 Months Ended June 30, 2020  
All semi-monthly and all bi-weekly paper checks are included**

| Line No. | Period Beginning | Period Ending | Paygroup | Check Date | Paycheck # | Days of Service | Midpoint Days | Midpoint Date  | Check Clear Date | Lead Days | Net Pay \$ | Dollar Days \$ |
|----------|------------------|---------------|----------|------------|------------|-----------------|---------------|----------------|------------------|-----------|------------|----------------|
| 34       | 7/1/2019         | 7/14/2019     | BW       | 07/05/2019 | 1153378    | 14.0            | 7             | 7/8/2019 0:00  | 7/10/2019        | 2.50      | 839.52     | 2,098.80       |
| 35       | 7/1/2019         | 7/14/2019     | BW       | 07/05/2019 | 1153379    | 14.0            | 7             | 7/8/2019 0:00  | 7/10/2019        | 2.50      | 1,621.60   | 4,054.00       |
| 36       | 7/1/2019         | 7/14/2019     | BW       | 07/19/2019 | 1153599    | 14.0            | 7             | 7/8/2019 0:00  | 7/22/2019        | 14.50     | 2,475.60   | 35,896.20      |
| 37       | 7/1/2019         | 7/14/2019     | BW       | 07/19/2019 | 1153600    | 14.0            | 7             | 7/8/2019 0:00  | 7/23/2019        | 15.50     | 1,129.31   | 17,504.31      |
| 38       |                  |               |          |            |            |                 |               | Total          |                  |           | 9,418.54   | 84,399.27      |
| 39       |                  |               |          |            |            |                 |               |                |                  |           |            |                |
| 40       | 7/15/2019        | 7/28/2019     | BW       | 07/19/2019 | 1153681    | 14.0            | 7             | 7/22/2019 0:00 | 7/30/2019        | 8.50      | 262.33     | 2,229.81       |
| 41       | 7/15/2019        | 7/28/2019     | BW       | 08/02/2019 | 1153862    | 14.0            | 7             | 7/22/2019 0:00 | 8/7/2019         | 16.50     | 1,957.25   | 32,294.63      |
| 42       | 7/15/2019        | 7/28/2019     | BW       | 08/02/2019 | 1153863    | 14.0            | 7             | 7/22/2019 0:00 | 8/12/2019        | 21.50     | 534.67     | 11,495.41      |
| 43       |                  |               |          |            |            |                 |               | Total          |                  |           | 2,754.25   | 46,019.84      |
| 44       |                  |               |          |            |            |                 |               |                |                  |           |            |                |
| 45       | 7/29/2019        | 8/11/2019     | BW       | 08/16/2019 | 1154098    | 14.0            | 7             | 8/5/2019 0:00  | 8/19/2019        | 14.50     | 2,011.18   | 29,162.11      |
| 46       |                  |               |          |            |            |                 |               |                |                  |           |            |                |
| 47       | 8/12/2019        | 8/25/2019     | BW       | 08/21/2019 | 1154218    | 14.0            | 7             | 8/19/2019 0:00 | 8/28/2019        | 9.50      | 2,997.14   | 28,472.83      |
| 48       | 8/12/2019        | 8/25/2019     | BW       | 08/30/2019 | 1154308    | 14.0            | 7             | 8/19/2019 0:00 | 9/6/2019         | 18.50     | 2,557.99   | 47,322.82      |
| 49       | 8/12/2019        | 8/25/2019     | BW       | 08/30/2019 | 1154309    | 14.0            | 7             | 8/19/2019 0:00 | 9/9/2019         | 21.50     | 893.84     | 19,217.56      |
| 50       |                  |               |          |            |            |                 |               | Total          |                  |           | 6,448.97   | 95,013.21      |
| 51       |                  |               |          |            |            |                 |               |                |                  |           |            |                |
| 52       | 8/26/2019        | 9/8/2019      | BW       | 09/13/2019 | 1154531    | 14.0            | 7             | 9/2/2019 0:00  | 9/18/2019        | 16.50     | 2,459.96   | 40,589.34      |
| 53       | 8/26/2019        | 9/8/2019      | BW       | 09/13/2019 | 1154532    | 14.0            | 7             | 9/2/2019 0:00  | 9/13/2019        | 11.50     | 408.32     | 4,695.68       |
| 54       |                  |               |          |            |            |                 |               | Total          |                  |           | 2,868.28   | 45,285.02      |
| 55       |                  |               |          |            |            |                 |               |                |                  |           |            |                |
| 56       | 9/9/2019         | 9/22/2019     | BW       | 09/13/2019 | 1154608    | 14.0            | 7             | 9/16/2019 0:00 | 9/24/2019        | 8.50      | 552.93     | 4,699.91       |
| 57       | 9/9/2019         | 9/22/2019     | BW       | 09/13/2019 | 1154610    | 14.0            | 7             | 9/16/2019 0:00 | 10/1/2019        | 15.50     | 1,670.06   | 25,885.93      |
| 58       | 9/9/2019         | 9/22/2019     | BW       | 09/13/2019 | 1154611    | 14.0            | 7             | 9/16/2019 0:00 | 9/27/2019        | 11.50     | 754.47     | 8,676.41       |
| 59       | 9/9/2019         | 9/22/2019     | BW       | 09/27/2019 | 1154721    | 14.0            | 7             | 9/16/2019 0:00 | 9/30/2019        | 14.50     | 2,259.00   | 32,755.50      |
| 60       | 9/9/2019         | 9/22/2019     | BW       | 09/27/2019 | 1154722    | 14.0            | 7             | 9/16/2019 0:00 | 10/2/2019        | 16.50     | 1,278.94   | 21,102.51      |
| 61       | 9/9/2019         | 9/22/2019     | BW       | 09/27/2019 | 1154723    | 14.0            | 7             | 9/16/2019 0:00 | 9/30/2019        | 14.50     | 1,676.05   | 24,302.73      |
| 62       |                  |               |          |            |            |                 |               | Total          |                  |           | 8,191.45   | 117,422.98     |
| 63       |                  |               |          |            |            |                 |               |                |                  |           |            |                |
| 64       | 9/23/2019        | 10/6/2019     | BW       | 10/11/2019 | 1154981    | 14.0            | 7             | 9/30/2019 0:00 | 10/15/2019       | 15.50     | 1,909.77   | 29,601.44      |
| 65       | 9/23/2019        | 10/6/2019     | BW       | 10/11/2019 | 1154982    | 14.0            | 7             | 9/30/2019 0:00 | 10/16/2019       | 16.50     | 2,153.67   | 35,535.56      |
| 66       | 9/23/2019        | 10/6/2019     | BW       | 10/11/2019 | 1155053    | 14.0            | 7             | 9/30/2019 0:00 | 10/16/2019       | 16.50     | 781.06     | 12,887.49      |

**Southwestern Public Service Company  
Paper Payroll Checks for 12 Months Ended June 30, 2020  
All semi-monthly and all bi-weekly paper checks are included**

| Line No. | Period Beginning | Period Ending | Paygroup | Check Date | Paycheck # | Days of Service | Midpoint Days | Midpoint Date    | Check Clear Date | Lead Days | Net Pay \$ | Dollar Days \$ |
|----------|------------------|---------------|----------|------------|------------|-----------------|---------------|------------------|------------------|-----------|------------|----------------|
| 67       | 10/7/2019        | 10/20/2019    | BW       | 10/25/2019 | 1155189    | 14.0            | 7             | 10/14/2019 0:00  | 10/29/2019       | 15.50     | 4,844.50   | 78,024.48      |
| 68       |                  |               |          |            |            |                 |               |                  |                  |           |            |                |
| 69       | 10/7/2019        | 10/20/2019    | BW       | 10/25/2019 | 1155189    | 14.0            | 7             | 10/14/2019 0:00  | 10/29/2019       | 15.50     | 3,022.04   | 46,841.62      |
| 70       |                  |               |          |            |            |                 |               |                  |                  |           |            |                |
| 71       | 10/21/2019       | 11/3/2019     | BW       | 11/08/2019 | 1155572    | 14.0            | 7             | 10/28/2019 0:00  | 1/2/2020         | 66.50     | 318.99     | 21,212.84      |
| 72       | 10/21/2019       | 11/3/2019     | BW       | 11/08/2019 | 1155573    | 14.0            | 7             | 10/28/2019 0:00  | 11/13/2019       | 16.50     | 2,743.42   | 45,266.43      |
| 73       |                  |               |          |            |            |                 |               |                  |                  |           |            |                |
| 74       |                  |               |          |            |            |                 |               |                  |                  |           | 3,062.41   | 66,479.27      |
| 75       | 11/4/2019        | 11/17/2019    | BW       | 11/08/2019 | 1155653    | 14.0            | 7             | 11/11/2019 0:00  | 11/15/2019       | 4.50      | 925.82     | 4,166.19       |
| 76       | 11/4/2019        | 11/17/2019    | BW       | 11/11/2019 | 1155656    | 14.0            | 7             | 11/11/2019 0:00  | 11/19/2019       | 8.50      | 1,012.98   | 8,610.33       |
| 77       | 11/4/2019        | 11/17/2019    | BW       | 11/22/2019 | 1155852    | 14.0            | 7             | 11/11/2019 0:00  | 11/25/2019       | 14.50     | 2,481.75   | 35,985.38      |
| 78       | 11/4/2019        | 11/17/2019    | BW       | 11/22/2019 | 1155853    | 14.0            | 7             | 11/11/2019 0:00  | 11/25/2019       | 14.50     | 557.24     | 8,079.98       |
| 79       |                  |               |          |            |            |                 |               |                  |                  |           | 4,977.79   | 56,841.88      |
| 80       |                  |               |          |            |            |                 |               |                  |                  |           |            |                |
| 81       | 11/18/2019       | 12/1/2019     | BW       | 12/06/2019 | 1156104    | 14.0            | 7             | 11/25/2019 0:00  | 12/9/2019        | 14.50     | 950.63     | 13,784.14      |
| 82       | 11/18/2019       | 12/1/2019     | BW       | 12/06/2019 | 1156105    | 14.0            | 7             | 11/25/2019 0:00  | 12/10/2019       | 15.50     | 2,060.88   | 31,943.64      |
| 83       | 11/18/2019       | 12/1/2019     | BW       | 12/06/2019 | 1156106    | 14.0            | 7             | 11/25/2019 0:00  | 12/12/2019       | 17.50     | 2,804.09   | 49,071.58      |
| 84       |                  |               |          |            |            |                 |               |                  |                  |           | 5,815.60   | 94,799.35      |
| 85       |                  |               |          |            |            |                 |               |                  |                  |           |            |                |
| 86       | 12/2/2019        | 12/15/2019    | BW       | 12/20/2019 | 1156310    | 14.0            | 7             | 12/9/2019 0:00   | 12/20/2019       | 11.50     | 1,066.72   | 12,267.28      |
| 87       | 12/2/2019        | 12/15/2019    | BW       | 12/20/2019 | 1156311    | 14.0            | 7             | 12/9/2019 0:00   | 12/24/2019       | 15.50     | 3,084.19   | 47,804.95      |
| 88       | 12/2/2019        | 12/15/2019    | BW       | 12/20/2019 | 1156312    | 14.0            | 7             | 12/9/2019 0:00   | 12/26/2019       | 17.50     | 840.38     | 14,706.65      |
| 89       | 12/2/2019        | 12/15/2019    | BW       | 12/20/2019 | 1157003    | 14.0            | 7             | 12/9/2019 0:00   | 1/27/2020        | 49.50     | 3,305.00   | 163,597.50     |
| 90       |                  |               |          |            |            |                 |               |                  |                  |           | 8,296.29   | 238,376.38     |
| 91       |                  |               |          |            |            |                 |               |                  |                  |           |            |                |
| 92       | 12/16/2019       | 1/1/2020      | BW       | 01/03/2020 | 1157004    | 17.0            | 8.5           | 12/24/2019 12:00 | 1/13/2020        | 20.00     | 944.04     | 18,880.80      |
| 93       | 12/16/2019       | 1/1/2020      | BW       | 01/03/2020 | 1157158    | 17.0            | 8.5           | 12/24/2019 12:00 | 1/27/2020        | 34.00     | 1,650.65   | 56,122.10      |
| 94       |                  |               |          |            |            |                 |               |                  |                  |           | 2,594.69   | 75,002.90      |
| 95       |                  |               |          |            |            |                 |               |                  |                  |           |            |                |
| 96       | 12/30/2019       | 1/12/2020     | BW       | 01/03/2020 | 1156847    | 14.0            | 7             | 1/6/2020 0:00    | 1/8/2020         | 2.50      | 1,365.36   | 3,413.40       |
| 97       | 12/30/2019       | 1/12/2020     | BW       | 01/03/2020 | 1156850    | 14.0            | 7             | 1/6/2020 0:00    | 1/13/2020        | 7.50      | 737.50     | 5,531.25       |
| 98       | 12/30/2019       | 1/12/2020     | BW       | 01/10/2020 | 1157005    | 14.0            | 7             | 1/6/2020 0:00    | 1/21/2020        | 15.50     | 1,558.60   | 24,158.30      |
| 99       | 12/30/2019       | 1/12/2020     | BW       | 01/17/2020 | 1157133    | 14.0            | 7             | 1/6/2020 0:00    | 1/21/2020        | 15.50     | 918.75     | 14,240.63      |

**Southwestern Public Service Company  
Paper Payroll Checks for 12 Months Ended June 30, 2020  
All semi-monthly and all bi-weekly paper checks are included**

| Line No. | Period Beginning | Period Ending | Paygroup | Check Date | Paycheck # | Days of Service | Midpoint Days | Midpoint Date  | Check Clear Date | Lead Days | Net Pay \$ | Dollar Days \$ |
|----------|------------------|---------------|----------|------------|------------|-----------------|---------------|----------------|------------------|-----------|------------|----------------|
| 100      | 12/30/2019       | 1/12/2020 BW  |          | 01/17/2020 | 1157134    | 14.0            | 7             | 1/6/2020 0:00  | 2/6/2020         | 31.50     | 2,301.67   | 72,502.61      |
| 101      | 12/30/2019       | 1/12/2020 BW  |          | 01/17/2020 | 1157135    | 14.0            | 7             | 1/6/2020 0:00  | 1/23/2020        | 17.50     | 2,210.46   | 38,683.05      |
| 102      |                  |               |          |            |            |                 |               | Total          |                  |           | 9,092.34   | 158,529.23     |
| 103      |                  |               |          |            |            |                 |               |                |                  |           |            |                |
| 104      | 1/13/2020        | 1/26/2020 BW  |          | 01/28/2020 | 1157391    | 14.0            | 7             | 1/20/2020 0:00 | 2/5/2020         | 16.50     | 2,888.90   | 47,666.85      |
| 105      | 1/13/2020        | 1/26/2020 BW  |          | 01/31/2020 | 1157368    | 14.0            | 7             | 1/20/2020 0:00 | 2/3/2020         | 14.50     | 953.60     | 13,827.20      |
| 106      | 1/13/2020        | 1/26/2020 BW  |          | 01/31/2020 | 1157369    | 14.0            | 7             | 1/20/2020 0:00 | 2/6/2020         | 17.50     | 3,113.33   | 54,483.28      |
| 107      | 1/13/2020        | 1/26/2020 BW  |          | 01/31/2020 | 1157370    | 14.0            | 7             | 1/20/2020 0:00 | 2/4/2020         | 15.50     | 2,643.89   | 40,980.30      |
| 108      |                  |               |          |            |            |                 |               | Total          |                  |           | 9,599.72   | 156,957.62     |
| 109      |                  |               |          |            |            |                 |               |                |                  |           |            |                |
| 110      | 1/27/2020        | 2/9/2020 BW   |          | 01/31/2020 | 1157416    | 14.0            | 7             | 2/3/2020 0:00  | 2/7/2020         | 4.50      | 471.58     | 2,122.11       |
| 111      | 1/27/2020        | 2/9/2020 BW   |          | 01/31/2020 | 1157488    | 14.0            | 7             | 2/3/2020 0:00  | 2/13/2020        | 10.50     | 10.00      | 105.00         |
| 112      | 1/27/2020        | 2/9/2020 BW   |          | 02/14/2020 | 1157623    | 14.0            | 7             | 2/3/2020 0:00  | 2/14/2020        | 11.50     | 926.82     | 10,658.43      |
| 113      | 1/27/2020        | 2/9/2020 BW   |          | 02/14/2020 | 1157624    | 14.0            | 7             | 2/3/2020 0:00  | 2/19/2020        | 16.50     | 2,251.70   | 37,153.05      |
| 114      |                  |               |          |            |            |                 |               | Total          |                  |           | 3,660.10   | 50,038.59      |
| 115      |                  |               |          |            |            |                 |               |                |                  |           |            |                |
| 116      | 2/10/2020        | 2/23/2020 BW  |          | 02/28/2020 | 1158264    | 14.0            | 7             | 2/17/2020 0:00 | 2/28/2020        | 11.50     | 910.21     | 10,467.42      |
| 117      |                  |               |          |            |            |                 |               |                |                  |           |            |                |
| 118      | 2/24/2020        | 3/8/2020 BW   |          | 03/13/2020 | 1158742    | 14.0            | 7             | 3/2/2020 0:00  | 3/16/2020        | 14.50     | 952.85     | 13,816.33      |
| 119      | 2/24/2020        | 3/8/2020 BW   |          | 03/13/2020 | 1158782    | 14.0            | 7             | 3/2/2020 0:00  | 7/24/2020        | 144.50    | 150.00     | 21,675.00      |
| 120      |                  |               |          |            |            |                 |               | Total          |                  |           | 1,102.85   | 35,491.33      |
| 121      |                  |               |          |            |            |                 |               |                |                  |           |            |                |
| 122      | 3/9/2020         | 3/22/2020 BW  |          | 03/27/2020 | 1158954    | 14.0            | 7             | 3/16/2020 0:00 | 3/31/2020        | 15.50     | 937.89     | 14,537.30      |
| 123      |                  |               |          |            |            |                 |               |                |                  |           |            |                |
| 124      | 3/23/2020        | 4/5/2020 BW   |          | 04/09/2020 | 1159210    | 14.0            | 7             | 3/30/2020 0:00 | 4/15/2020        | 16.50     | 921.27     | 15,200.96      |
| 125      | 3/23/2020        | 4/5/2020 BW   |          | 04/09/2020 | 1159211    | 14.0            | 7             | 3/30/2020 0:00 | 4/17/2020        | 18.50     | 501.77     | 9,282.75       |
| 126      |                  |               |          |            |            |                 |               | Total          |                  |           | 1,423.04   | 24,483.70      |
| 127      |                  |               |          |            |            |                 |               |                |                  |           |            |                |
| 128      | 4/6/2020         | 4/19/2020 BW  |          | 04/24/2020 | 1159374    | 14.0            | 7             | 4/13/2020 0:00 | 4/29/2020        | 16.50     | 900.09     | 14,851.49      |
| 129      | 4/6/2020         | 4/19/2020 BW  |          | 04/24/2020 | 1159375    | 14.0            | 7             | 4/13/2020 0:00 | 4/29/2020        | 16.50     | 978.41     | 16,143.77      |
| 130      |                  |               |          |            |            |                 |               | Total          |                  |           | 1,878.50   | 30,995.25      |
| 131      |                  |               |          |            |            |                 |               |                |                  |           |            |                |
| 132      | 4/20/2020        | 5/3/2020 BW   |          | 05/08/2020 | 1159525    | 14.0            | 7             | 4/27/2020 0:00 | 5/13/2020        | 16.50     | 1,253.56   | 20,683.74      |



**Southwestern Public Service Company  
Paper Payroll Checks for 12 Months Ended June 30, 2020  
All semi-monthly and all bi-weekly paper checks are included**

| Line No. | Period Beginning | Period Ending | Paygroup | Check Date | Paycheck # | Days of Service | Midpoint Days | Midpoint Date             | Check Clear Date | Lead Days | Net Pay \$ | Dollar Days \$ |
|----------|------------------|---------------|----------|------------|------------|-----------------|---------------|---------------------------|------------------|-----------|------------|----------------|
| 133      | 4/20/2020        | 5/3/2020      | BW       | 05/08/2020 | 1159535    | 14.0            | 7             | 4/27/2020 0:00            | 5/29/2020        | 32.50     | 118.21     | 3,841.83       |
| 134      |                  |               |          |            |            |                 |               | Total                     |                  |           | 1,371.77   | 24,525.57      |
| 135      |                  |               |          |            |            |                 |               |                           |                  |           |            |                |
| 136      | 5/4/2020         | 5/17/2020     | BW       | 05/22/2020 | 1159648    | 14.0            | 7             | 5/11/2020 0:00            | 5/28/2020        | 17.50     | 908.76     | 15,903.30      |
| 137      |                  |               |          |            |            |                 |               |                           |                  |           |            |                |
| 138      | 5/18/2020        | 5/31/2020     | BW       | 06/05/2020 | 1159821    | 14.0            | 7             | 5/25/2020 0:00            | 6/9/2020         | 15.50     | 900.07     | 13,951.09      |
| 139      |                  |               |          |            |            |                 |               |                           |                  |           |            |                |
| 140      | 6/1/2020         | 6/14/2020     | BW       | 06/19/2020 | 1159996    | 14.0            | 7             | 6/8/2020 0:00             | 6/23/2020        | 15.50     | 860.84     | 13,343.02      |
| 141      |                  |               |          |            |            |                 |               |                           |                  |           |            |                |
| 142      |                  |               |          |            |            |                 |               | Total Bi-Weekly           |                  | 16.74     | 96,952.08  | 1,622,891.68   |
| 143      |                  |               |          |            |            |                 |               | Total Regular             |                  | 16.24     | 118,839.25 | 1,929,506.34   |
| 144      |                  |               |          |            |            |                 |               |                           |                  |           |            |                |
| 145      |                  |               |          |            |            |                 |               |                           |                  |           |            |                |
| 146      |                  |               |          |            |            |                 |               |                           |                  |           |            |                |
| 147      | 1/1/2019         | 12/31/2019    | SM       | 03/06/2020 | 1158451    | 365.0           | 182.5         | 7/2/2019 12:00            | 03/27/2020       | 269.00    | 3,208.67   | 863,132.23     |
| 148      | 1/1/2019         | 12/31/2019    | SM       | 03/06/2020 | 1158452    | 365.0           | 182.5         | 7/2/2019 12:00            | 03/23/2020       | 265.00    | 5,300.87   | 1,404,730.55   |
| 149      | 1/1/2019         | 12/31/2019    | SM       | 03/06/2020 | 1158453    | 365.0           | 182.5         | 7/2/2019 12:00            | 03/26/2020       | 268.00    | 2,762.65   | 740,390.20     |
| 150      | 1/1/2019         | 12/31/2019    | SM       | 03/06/2020 | 1158455    | 365.0           | 182.5         | 7/2/2019 12:00            | 03/20/2020       | 262.00    | 2,182.26   | 571,752.12     |
| 151      | 1/1/2019         | 12/31/2019    | SM       | 03/06/2020 | 1158456    | 365.0           | 182.5         | 7/2/2019 12:00            | 04/16/2020       | 289.00    | 3,136.20   | 906,361.80     |
| 152      | 1/1/2019         | 12/31/2019    | SM       | 03/06/2020 | 1158457    | 365.0           | 182.5         | 7/2/2019 12:00            | 03/24/2020       | 266.00    | 3,550.57   | 944,451.62     |
| 153      | 1/1/2019         | 12/31/2019    | SM       | 03/06/2020 | 1158458    | 365.0           | 182.5         | 7/2/2019 12:00            | 03/27/2020       | 269.00    | 1,871.31   | 503,382.39     |
| 154      | 1/1/2019         | 12/31/2019    | SM       | 03/06/2020 | 1158461    | 365.0           | 182.5         | 7/2/2019 12:00            | 03/20/2020       | 262.00    | 659.88     | 172,888.56     |
| 155      | 1/1/2019         | 12/31/2019    | SM       | 03/06/2020 | 1158463    | 365.0           | 182.5         | 7/2/2019 12:00            | 03/23/2020       | 265.00    | 1,483.68   | 393,175.20     |
| 156      | 1/1/2019         | 12/31/2019    | SM       | 03/06/2020 | 1158464    | 365.0           | 182.5         | 7/2/2019 12:00            | 03/25/2020       | 267.00    | 517.78     | 138,247.26     |
| 157      | 1/1/2019         | 12/31/2019    | SM       | 03/06/2020 | 1158465    | 365.0           | 182.5         | 7/2/2019 12:00            | 03/31/2020       | 273.00    | 9,784.27   | 2,671,105.71   |
| 158      | 1/1/2019         | 12/31/2019    | SM       | 03/06/2020 | 1158466    | 365.0           | 182.5         | 7/2/2019 12:00            | 07/24/2020       | 388.00    | 4,831.70   | 1,874,699.60   |
| 159      | 1/1/2019         | 12/31/2019    | SM       | 03/06/2020 | 1158467    | 365.0           | 182.5         | 7/2/2019 12:00            | 03/27/2020       | 269.00    | 807.04     | 217,093.76     |
| 160      |                  |               |          |            |            |                 |               | Total                     |                  | 284.35    | 40,096.88  | 11,401,411.00  |
| 161      |                  |               |          |            |            |                 |               | Total Regular & Incentive |                  |           | 158,936.13 | 13,330,917.34  |
| 162      |                  |               |          |            |            |                 |               |                           |                  |           |            |                |

**Southwestern Public Service Company  
FICA Withholding and Federal Tax Withholding Leads - Regular Payroll  
12 Months Ended June 30, 2020**

| Line No. | Period Beginning | Period Ending | Employee Pay Date | Days of Service | Midpoint Days | Midpoint Date  | Payment Date | Lead Days | Employee Federal Medicare \$ | Employee Federal FICA/OASDI \$ | Employee FICAWithhold Total \$ | Employee FICAWithhold Dollar Days \$ | Employee Federal Withholding \$ | Federal Withholding Dollar Days \$ |               |
|----------|------------------|---------------|-------------------|-----------------|---------------|----------------|--------------|-----------|------------------------------|--------------------------------|--------------------------------|--------------------------------------|---------------------------------|------------------------------------|---------------|
| 1        | Semi-monthly     |               |                   |                 |               |                |              |           |                              |                                |                                |                                      |                                 |                                    |               |
| 2        | 7/1/2019         | 7/15/2019     | 7/15/2019         | 15.0            | 7.5           | 7/8/19 12:00   | 7/16/2019    | 8.0       | 14,355.54                    | 54,494.38                      | 68,849.92                      | 550,799.36                           | 106,498.36                      | 851,986.88                         |               |
| 3        | 7/16/2019        | 7/31/2019     | 7/31/2019         | 16.0            | 8.0           | 7/24/19 0:00   | 8/1/2019     | 8.5       | 14,726.61                    | 55,707.05                      | 70,433.66                      | 598,686.11                           | 108,644.98                      | 923,482.33                         |               |
| 4        | 8/1/2019         | 8/15/2019     | 8/15/2019         | 15.0            | 7.5           | 8/8/19 12:00   | 8/16/2019    | 8.0       | 14,394.57                    | 54,223.35                      | 68,617.92                      | 548,943.36                           | 108,054.28                      | 864,434.24                         |               |
| 5        | 8/16/2019        | 8/31/2019     | 8/30/2019         | 16.0            | 8.0           | 8/24/19 0:00   | 9/3/2019     | 10.5      | 14,446.26                    | 54,343.60                      | 68,789.86                      | 722,293.53                           | 109,700.96                      | 1,151,860.08                       |               |
| 6        | 9/1/2019         | 9/15/2019     | 9/13/2019         | 15.0            | 7.5           | 9/8/19 12:00   | 9/16/2019    | 8.0       | 14,206.09                    | 52,864.61                      | 67,070.70                      | 536,565.60                           | 105,988.43                      | 847,907.44                         |               |
| 7        | 9/16/2019        | 9/30/2019     | 9/30/2019         | 15.0            | 7.5           | 9/23/19 12:00  | 10/1/2019    | 8.0       | 14,189.65                    | 52,567.06                      | 66,756.71                      | 534,053.68                           | 103,915.75                      | 831,326.00                         |               |
| 8        | 10/1/2019        | 10/15/2019    | 10/15/2019        | 15.0            | 7.5           | 10/8/19 12:00  | 10/16/2019   | 8.0       | 14,284.15                    | 51,637.99                      | 65,922.14                      | 527,377.12                           | 105,504.48                      | 844,035.84                         |               |
| 9        | 10/16/2019       | 10/31/2019    | 10/31/2019        | 16.0            | 8.0           | 10/24/19 0:00  | 11/1/2019    | 8.5       | 14,403.82                    | 51,419.53                      | 65,823.35                      | 559,498.48                           | 106,553.11                      | 905,701.44                         |               |
| 10       | 11/1/2019        | 11/15/2019    | 11/15/2019        | 15.0            | 7.5           | 11/8/19 12:00  | 11/19/2019   | 11.0      | 15,415.82                    | 53,722.85                      | 69,138.67                      | 760,525.37                           | 114,692.79                      | 1,261,620.69                       |               |
| 11       | 11/16/2019       | 11/30/2019    | 11/29/2019        | 15.0            | 7.5           | 11/23/19 12:00 | 12/2/2019    | 9.0       | 15,175.68                    | 51,457.22                      | 66,632.90                      | 599,696.10                           | 113,727.70                      | 1,023,549.30                       |               |
| 12       | 12/1/2019        | 12/15/2019    | 12/13/2019        | 15.0            | 7.5           | 12/8/19 12:00  | 12/16/2019   | 8.0       | 15,238.63                    | 48,811.73                      | 64,050.36                      | 512,402.88                           | 111,056.42                      | 888,451.36                         |               |
| 13       | 12/16/2019       | 12/31/2019    | 12/31/2019        | 16.0            | 8.0           | 12/24/19 0:00  | 1/2/2020     | 9.5       | 15,319.40                    | 46,643.69                      | 61,963.09                      | 588,649.36                           | 112,579.18                      | 1,069,502.21                       |               |
| 14       | 1/1/2020         | 1/15/2020     | 1/15/2020         | 15.0            | 7.5           | 1/8/20 12:00   | 1/16/2020    | 8.0       | 14,037.63                    | 60,023.40                      | 74,061.03                      | 592,488.24                           | 107,266.80                      | 858,134.40                         |               |
| 15       | 1/16/2020        | 1/31/2020     | 1/31/2020         | 16.0            | 8.0           | 1/24/20 0:00   | 2/3/2020     | 10.5      | 14,012.52                    | 59,915.14                      | 73,927.66                      | 776,240.43                           | 105,898.96                      | 1,111,939.08                       |               |
| 16       | 2/1/2020         | 2/15/2020     | 2/14/2020         | 15.0            | 7.5           | 2/8/20 12:00   | 2/18/2020    | 10.0      | 14,668.25                    | 62,719.68                      | 77,387.93                      | 773,879.30                           | 116,447.95                      | 1,164,479.50                       |               |
| 17       | 2/16/2020        | 2/29/2020     | 2/28/2020         | 14.0            | 7.0           | 2/23/20 0:00   | 3/2/2020     | 8.5       | 13,963.16                    | 57,096.96                      | 71,060.12                      | 604,011.02                           | 104,180.52                      | 885,534.42                         |               |
| 18       | 3/1/2020         | 3/15/2020     | 3/13/2020         | 15.0            | 7.5           | 3/8/20 12:00   | 3/16/2020    | 8.0       | 14,639.41                    | 55,570.20                      | 70,209.61                      | 561,676.88                           | 109,631.69                      | 877,053.52                         |               |
| 19       | 3/16/2020        | 3/31/2020     | 3/31/2020         | 16.0            | 8.0           | 3/24/20 0:00   | 4/1/2020     | 8.5       | 14,859.51                    | 57,471.96                      | 72,331.47                      | 614,817.50                           | 111,943.83                      | 951,522.56                         |               |
| 20       | 4/1/2020         | 4/15/2020     | 4/15/2020         | 15.0            | 7.5           | 4/8/20 12:00   | 4/16/2020    | 8.0       | 14,573.12                    | 56,227.76                      | 70,800.88                      | 566,407.04                           | 109,217.79                      | 873,742.32                         |               |
| 21       | 4/16/2020        | 4/30/2020     | 4/30/2020         | 15.0            | 7.5           | 4/23/20 12:00  | 5/1/2020     | 8.0       | 14,811.92                    | 56,911.67                      | 71,723.59                      | 573,788.72                           | 111,752.98                      | 894,023.84                         |               |
| 22       | 5/1/2020         | 5/15/2020     | 5/15/2020         | 15.0            | 7.5           | 5/8/20 12:00   | 5/18/2020    | 10.0      | 15,317.54                    | 58,006.57                      | 73,324.11                      | 733,241.10                           | 117,421.68                      | 1,174,216.80                       |               |
| 23       | 5/16/2020        | 5/31/2020     | 5/29/2020         | 16.0            | 8.0           | 5/24/20 0:00   | 5/31/2020    | 7.5       | 15,049.88                    | 57,390.56                      | 72,440.44                      | 543,303.30                           | 113,166.96                      | 848,752.20                         |               |
| 24       | 6/1/2020         | 6/15/2020     | 6/15/2020         | 15.0            | 7.5           | 6/8/20 12:00   | 6/16/2020    | 8.0       | 15,116.05                    | 57,419.41                      | 72,535.46                      | 580,283.68                           | 112,282.20                      | 898,257.60                         |               |
| 25       | 6/16/2020        | 6/30/2020     | 6/30/2020         | 15.0            | 7.5           | 6/23/20 12:00  | 7/1/2020     | 8.0       | 15,534.72                    | 59,161.67                      | 74,696.39                      | 597,571.12                           | 120,865.07                      | 966,920.56                         |               |
| 26       |                  |               |                   |                 |               |                |              |           |                              |                                |                                |                                      |                                 |                                    |               |
| 27       | Totals           |               |                   |                 |               |                |              |           |                              | 352,739.93                     | 1,325,808.04                   | 1,678,547.97                         | 14,557,199.28                   | 2,646,992.87                       | 22,968,434.61 |
| 28       |                  |               |                   |                 |               |                |              |           |                              |                                |                                |                                      |                                 |                                    |               |

**Southwestern Public Service Company  
FICA Withholding and Federal Tax Withholding Leads - Regular Payroll  
12 Months Ended June 30, 2020**

| Line No. | Period Beginning                      | Period Ending | Employee Pay Date | Days of Service | Midpoint Days | Midpoint Date  | Payment Date | Lead Days | Employee Federal Medicare \$ | Employee Federal FICA/OASDI \$ | Employee FICAWithhold Total \$ | Employee FICAWithhold Dollar Days \$ | Employee Federal Withholding \$ | Federal Withholding Dollar Days \$ |
|----------|---------------------------------------|---------------|-------------------|-----------------|---------------|----------------|--------------|-----------|------------------------------|--------------------------------|--------------------------------|--------------------------------------|---------------------------------|------------------------------------|
| 29       | Bi-weekly                             |               |                   |                 |               |                |              |           |                              |                                |                                |                                      |                                 |                                    |
| 30       | 7/1/2019                              | 7/14/2019     | 7/19/2019         | 14.0            | 7.0           | 7/8/19 0:00    | 7/22/2019    | 14.5      | 49,239.85                    | 210,541.55                     | 259,781.40                     | 3,766,830.30                         | 404,994.68                      | 5,872,422.86                       |
| 31       | 7/15/2019                             | 7/28/2019     | 8/2/2019          | 14.0            | 7.0           | 7/22/19 0:00   | 8/5/2019     | 14.5      | 48,096.36                    | 205,653.44                     | 253,749.80                     | 3,679,372.10                         | 388,825.06                      | 5,637,963.37                       |
| 32       | 7/29/2019                             | 8/11/2019     | 8/16/2019         | 14.0            | 7.0           | 8/5/19 0:00    | 8/19/2019    | 14.5      | 49,143.70                    | 209,987.84                     | 259,131.54                     | 3,757,407.33                         | 406,934.98                      | 5,900,557.21                       |
| 33       | 8/12/2019                             | 8/25/2019     | 8/30/2019         | 14.0            | 7.0           | 8/19/19 0:00   | 9/3/2019     | 15.5      | 51,265.66                    | 218,500.57                     | 269,766.23                     | 4,181,376.57                         | 439,611.71                      | 6,813,981.51                       |
| 34       | 8/26/2019                             | 9/8/2019      | 9/13/2019         | 14.0            | 7.0           | 9/2/19 0:00    | 9/16/2019    | 14.5      | 47,605.43                    | 202,865.46                     | 250,470.89                     | 3,631,827.91                         | 394,220.14                      | 5,716,192.03                       |
| 35       | 9/9/2019                              | 9/22/2019     | 9/27/2019         | 14.0            | 7.0           | 9/16/19 0:00   | 9/30/2019    | 14.5      | 46,910.25                    | 199,473.18                     | 246,383.43                     | 3,572,559.74                         | 383,307.95                      | 5,557,965.28                       |
| 36       | 9/23/2019                             | 10/6/2019     | 10/11/2019        | 14.0            | 7.0           | 9/30/19 0:00   | 10/14/2019   | 14.5      | 47,830.13                    | 203,198.73                     | 251,028.86                     | 3,639,918.47                         | 401,276.70                      | 5,818,512.15                       |
| 37       | 10/7/2019                             | 10/20/2019    | 10/25/2019        | 14.0            | 7.0           | 10/14/19 0:00  | 10/28/2019   | 14.5      | 47,569.90                    | 200,123.85                     | 247,693.75                     | 3,591,559.38                         | 385,007.87                      | 5,582,614.12                       |
| 38       | 10/21/2019                            | 11/3/2019     | 11/8/2019         | 14.0            | 7.0           | 10/28/19 0:00  | 11/11/2019   | 14.5      | 46,575.39                    | 191,829.64                     | 238,405.03                     | 3,456,872.94                         | 380,379.95                      | 5,515,509.28                       |
| 39       | 11/4/2019                             | 11/17/2019    | 11/22/2019        | 14.0            | 7.0           | 11/11/19 0:00  | 11/25/2019   | 14.5      | 48,301.85                    | 195,504.15                     | 243,806.00                     | 3,535,187.00                         | 402,690.00                      | 5,839,005.00                       |
| 40       | 11/18/2019                            | 12/1/2019     | 12/6/2019         | 14.0            | 7.0           | 11/25/19 0:00  | 12/9/2019    | 14.5      | 48,595.01                    | 191,822.77                     | 240,417.78                     | 3,486,057.81                         | 403,897.16                      | 5,856,508.82                       |
| 41       | 12/2/2019                             | 12/15/2019    | 12/20/2019        | 14.0            | 7.0           | 12/9/19 0:00   | 12/23/2019   | 14.5      | 48,670.78                    | 184,580.74                     | 233,251.52                     | 3,382,147.04                         | 396,788.22                      | 5,753,429.19                       |
| 42       | 12/16/2019                            | 1/1/2020      | 1/3/2020          | 17.0            | 8.5           | 12/24/19 12:00 | 1/6/2020     | 13.0      | 46,065.65                    | 196,970.21                     | 243,035.86                     | 3,159,466.18                         | 366,297.17                      | 4,761,863.21                       |
| 43       | 12/30/2019                            | 1/12/2020     | 1/17/2020         | 14.0            | 7.0           | 1/6/20 0:00    | 1/18/2020    | 12.5      | 46,584.25                    | 199,188.05                     | 245,772.30                     | 3,072,153.75                         | 371,957.95                      | 4,649,474.38                       |
| 44       | 1/13/2020                             | 1/26/2020     | 1/31/2020         | 14.0            | 7.0           | 1/20/20 0:00   | 2/3/2020     | 14.5      | 49,817.36                    | 213,012.20                     | 262,829.56                     | 3,811,028.62                         | 415,314.65                      | 6,022,062.43                       |
| 45       | 1/27/2020                             | 2/9/2020      | 2/14/2020         | 14.0            | 7.0           | 2/3/20 0:00    | 2/18/2020    | 15.5      | 48,250.15                    | 206,311.46                     | 254,561.61                     | 3,945,704.96                         | 401,934.73                      | 6,229,988.32                       |
| 46       | 2/10/2020                             | 2/23/2020     | 2/28/2020         | 14.0            | 7.0           | 2/17/20 0:00   | 3/2/2020     | 14.5      | 48,832.14                    | 208,798.53                     | 257,630.67                     | 3,735,644.72                         | 406,408.92                      | 5,892,929.34                       |
| 47       | 2/24/2020                             | 3/8/2020      | 3/13/2020         | 14.0            | 7.0           | 3/2/20 0:00    | 3/16/2020    | 14.5      | 50,390.24                    | 215,462.62                     | 265,852.86                     | 3,854,866.47                         | 427,794.58                      | 6,203,021.41                       |
| 48       | 3/9/2020                              | 3/22/2020     | 3/27/2020         | 14.0            | 7.0           | 3/16/20 0:00   | 3/30/2020    | 14.5      | 49,504.28                    | 211,672.69                     | 261,176.97                     | 3,787,066.07                         | 413,450.20                      | 5,995,027.90                       |
| 49       | 3/23/2020                             | 4/5/2020      | 4/9/2020          | 14.0            | 7.0           | 3/30/20 0:00   | 4/13/2020    | 14.5      | 46,723.30                    | 199,782.49                     | 246,505.79                     | 3,574,333.96                         | 375,204.01                      | 5,440,458.15                       |
| 50       | 4/6/2020                              | 4/19/2020     | 4/24/2020         | 14.0            | 7.0           | 4/13/20 0:00   | 4/27/2020    | 14.5      | 46,745.39                    | 199,877.14                     | 246,622.53                     | 3,576,026.69                         | 379,606.59                      | 5,504,295.56                       |
| 51       | 4/20/2020                             | 5/3/2020      | 5/8/2020          | 14.0            | 7.0           | 4/27/20 0:00   | 5/11/2020    | 14.5      | 46,546.52                    | 199,026.63                     | 245,573.15                     | 3,560,810.68                         | 376,271.19                      | 5,455,932.26                       |
| 52       | 5/4/2020                              | 5/17/2020     | 5/22/2020         | 14.0            | 7.0           | 5/11/20 0:00   | 5/26/2020    | 15.5      | 44,857.75                    | 191,804.94                     | 236,662.69                     | 3,668,271.70                         | 353,242.15                      | 5,475,253.33                       |
| 53       | 5/18/2020                             | 5/31/2020     | 6/5/2020          | 14.0            | 7.0           | 5/25/20 0:00   | 6/8/2020     | 14.5      | 47,376.87                    | 202,577.30                     | 249,954.17                     | 3,624,335.47                         | 385,120.92                      | 5,584,253.34                       |
| 54       | 6/1/2020                              | 6/14/2020     | 6/19/2020         | 14.0            | 7.0           | 6/8/20 0:00    | 6/21/2020    | 13.5      | 47,449.53                    | 202,887.46                     | 250,336.99                     | 3,379,549.37                         | 390,474.52                      | 5,271,406.02                       |
| 55       | 6/15/2020                             | 6/28/2020     | 7/2/2020          | 14.0            | 7.0           | 6/22/20 0:00   | 7/3/2020     | 11.5      | 47,848.15                    | 204,592.07                     | 252,440.22                     | 2,903,062.53                         | 396,059.94                      | 4,554,689.31                       |
| 56       | N/A                                   | N/A           | N/A               |                 |               |                |              |           | 0.00                         | 0.00                           | 0.00                           | 0.00                                 | 0.00                            | 0.00                               |
| 57       |                                       |               |                   |                 |               |                |              |           |                              |                                |                                |                                      |                                 |                                    |
| 58       | Totals                                |               |                   |                 |               |                |              |           | 1,246,795.89                 | 5,266,045.71                   | 6,512,841.60                   | 93,333,437.76                        | 10,247,071.94                   | 146,905,315.78                     |
| 59       |                                       |               |                   |                 |               |                |              |           |                              |                                |                                |                                      |                                 |                                    |
| 60       |                                       |               |                   |                 |               |                |              |           |                              |                                |                                |                                      |                                 |                                    |
| 61       | Total Payrolls                        |               |                   |                 |               |                |              |           | 1,599,535.82                 | 6,591,853.75                   | 8,191,389.57                   | 107,890,637.04                       | 12,894,064.81                   | 169,873,750.39                     |
| 62       | Average Lead Days - FICA and Medicare |               |                   |                 |               |                |              |           | 13.17                        |                                |                                |                                      |                                 |                                    |
| 63       | Average Lead Days - Withholding       |               |                   |                 |               |                |              |           | 13.17                        |                                |                                |                                      |                                 |                                    |

**Southwestern Public Service Company  
New Mexico State Tax Withholding Lead - Regular Payroll  
12 Months Ended June 30, 2020**

| Line No. | Period Beginning | Period Ending | Employee Pay Date | Days of Service | Midpoint Days | Midpoint Date  | Payment Date | Lead Days | NMI Employee withheld | Worker Comp Employee withheld | Employee NMI Withheld \$ | Employee Withheld \$ | Dollar Days  |
|----------|------------------|---------------|-------------------|-----------------|---------------|----------------|--------------|-----------|-----------------------|-------------------------------|--------------------------|----------------------|--------------|
|          |                  |               |                   |                 |               |                |              |           |                       |                               |                          |                      |              |
| 1        | Semi-monthly     |               |                   |                 |               |                |              |           |                       |                               |                          |                      |              |
| 2        | 7/1/2019         | 7/15/2019     | 7/15/2019         | 15.0            | 7.5           | 7/8/19 12:00   | 8/23/2019    | 46.0      | 5,527.10              | 0.00                          | 5,527.10                 | 5,527.10             | 254,246.60   |
| 3        | 7/16/2019        | 7/31/2019     | 7/31/2019         | 16.0            | 8.0           | 7/24/19 0:00   | 8/23/2019    | 30.5      | 6,741.65              | 0.00                          | 6,741.65                 | 6,741.65             | 205,620.33   |
| 4        | 8/1/2019         | 8/15/2019     | 8/15/2019         | 15.0            | 7.5           | 8/8/19 12:00   | 9/25/2019    | 48.0      | 5,366.48              | 0.00                          | 5,366.48                 | 5,366.48             | 257,591.04   |
| 5        | 8/16/2019        | 8/31/2019     | 8/30/2019         | 16.0            | 8.0           | 8/24/19 0:00   | 9/25/2019    | 32.5      | 5,382.08              | 0.00                          | 5,382.08                 | 5,382.08             | 174,917.60   |
| 6        | 9/1/2019         | 9/15/2019     | 9/13/2019         | 15.0            | 7.5           | 9/8/19 12:00   | 10/25/2019   | 47.0      | 5,371.07              | 0.00                          | 5,371.07                 | 5,371.07             | 252,440.29   |
| 7        | 9/16/2019        | 9/30/2019     | 9/30/2019         | 15.0            | 7.5           | 9/23/19 12:00  | 10/25/2019   | 32.0      | 5,353.54              | 80.00                         | 5,433.54                 | 5,433.54             | 173,873.28   |
| 8        | 10/1/2019        | 10/15/2019    | 10/15/2019        | 15.0            | 7.5           | 10/8/19 12:00  | 11/25/2019   | 48.0      | 5,502.50              | 0.00                          | 5,502.50                 | 5,502.50             | 264,120.00   |
| 9        | 10/16/2019       | 10/31/2019    | 10/31/2019        | 16.0            | 8.0           | 10/24/19 0:00  | 11/25/2019   | 32.5      | 5,658.03              | 0.00                          | 5,658.03                 | 5,658.03             | 183,885.98   |
| 10       | 11/1/2019        | 11/15/2019    | 11/15/2019        | 15.0            | 7.5           | 11/8/19 12:00  | 12/24/2019   | 46.0      | 6,011.19              | 0.00                          | 6,011.19                 | 6,011.19             | 276,514.74   |
| 11       | 11/16/2019       | 11/30/2019    | 11/29/2019        | 15.0            | 7.5           | 11/23/19 12:00 | 12/24/2019   | 31.0      | 6,779.96              | 0.00                          | 6,779.96                 | 6,779.96             | 210,178.76   |
| 12       | 12/1/2019        | 12/15/2019    | 12/13/2019        | 15.0            | 7.5           | 12/8/19 12:00  | 1/15/2020    | 38.0      | 5,872.67              | 0.00                          | 5,872.67                 | 5,872.67             | 223,161.46   |
| 13       | 12/16/2019       | 12/31/2019    | 12/31/2019        | 16.0            | 8.0           | 12/24/19 0:00  | 1/15/2020    | 22.5      | 5,950.79              | 76.00                         | 6,026.79                 | 6,026.79             | 135,602.78   |
| 14       | 1/1/2020         | 1/15/2020     | 1/15/2020         | 15.0            | 7.5           | 1/8/20 12:00   | 2/25/2020    | 48.0      | 5,871.57              | 0.00                          | 5,871.57                 | 5,871.57             | 281,835.36   |
| 15       | 1/16/2020        | 1/31/2020     | 1/31/2020         | 16.0            | 8.0           | 1/24/20 0:00   | 2/25/2020    | 32.5      | 5,973.22              | 0.00                          | 5,973.22                 | 5,973.22             | 194,129.65   |
| 16       | 2/1/2020         | 2/15/2020     | 2/14/2020         | 15.0            | 7.5           | 2/8/20 12:00   | 3/25/2020    | 46.0      | 5,965.71              | 0.00                          | 5,965.71                 | 5,965.71             | 274,422.66   |
| 17       | 2/16/2020        | 2/29/2020     | 2/28/2020         | 14.0            | 7.0           | 2/23/20 0:00   | 3/25/2020    | 31.5      | 5,847.50              | 0.00                          | 5,847.50                 | 5,847.50             | 184,196.25   |
| 18       | 3/1/2020         | 3/15/2020     | 3/13/2020         | 15.0            | 7.5           | 3/8/20 12:00   | 4/24/2020    | 47.0      | 5,909.71              | 0.00                          | 5,909.71                 | 5,909.71             | 277,756.37   |
| 19       | 3/16/2020        | 3/31/2020     | 3/31/2020         | 16.0            | 8.0           | 3/24/20 0:00   | 4/24/2020    | 31.5      | 6,185.85              | 78.00                         | 6,263.85                 | 6,263.85             | 197,311.28   |
| 20       | 4/1/2020         | 4/15/2020     | 4/15/2020         | 15.0            | 7.5           | 4/8/20 12:00   | 5/22/2020    | 44.0      | 6,155.01              | 0.00                          | 6,155.01                 | 6,155.01             | 270,820.44   |
| 21       | 4/16/2020        | 4/30/2020     | 4/30/2020         | 15.0            | 7.5           | 4/23/20 12:00  | 5/22/2020    | 29.0      | 6,408.89              | 0.00                          | 6,408.89                 | 6,408.89             | 185,857.81   |
| 22       | 5/1/2020         | 5/15/2020     | 5/15/2020         | 15.0            | 7.5           | 5/8/20 12:00   | 6/24/2020    | 47.0      | 6,466.29              | 0.00                          | 6,466.29                 | 6,466.29             | 303,915.63   |
| 23       | 5/16/2020        | 5/31/2020     | 5/29/2020         | 16.0            | 8.0           | 5/24/20 0:00   | 6/24/2020    | 31.5      | 6,475.85              | 0.00                          | 6,475.85                 | 6,475.85             | 203,989.28   |
| 24       | 6/1/2020         | 6/15/2020     | 6/15/2020         | 15.0            | 7.5           | 6/8/20 12:00   | 7/24/2020    | 46.0      | 6,950.74              | 0.00                          | 6,950.74                 | 6,950.74             | 319,734.04   |
| 25       | 6/16/2020        | 6/30/2020     | 6/30/2020         | 15.0            | 7.5           | 6/23/20 12:00  | 7/24/2020    | 31.0      | 6,688.21              | 82.00                         | 6,770.21                 | 6,770.21             | 209,876.51   |
| 26       |                  |               |                   |                 |               |                |              |           |                       |                               |                          |                      |              |
| 27       | Totals           |               |                   |                 |               |                |              |           |                       | 316.00                        | 144,415.61               | 144,731.61           | 5,515,998.14 |
| 28       |                  |               |                   |                 |               |                |              |           |                       |                               |                          |                      |              |

**Southwestern Public Service Company  
New Mexico State Tax Withholding Lead - Regular Payroll  
12 Months Ended June 30, 2020**

| Line No. | Period Beginning  | Period Ending | Employee Pay Date | Days of Service | Midpoint Days | Midpoint Date  | Payment Date | Lead Days | NMI Employee withheld | Worker Comp Employee withheld | Employee NMI Withheld \$ | Employee Withheld \$ | Dollar Days   |
|----------|-------------------|---------------|-------------------|-----------------|---------------|----------------|--------------|-----------|-----------------------|-------------------------------|--------------------------|----------------------|---------------|
|          |                   |               |                   |                 |               |                |              |           |                       |                               |                          |                      |               |
| 29       | Bi-weekly         |               |                   |                 |               |                |              |           |                       |                               |                          |                      |               |
| 30       | 7/1/2019          | 7/14/2019     | 7/19/2019         | 14.0            | 7.0           | 7/8/19 0:00    | 8/23/2019    | 46.5      | 21,230.28             | 0.00                          | 21,230.28                | 21,230.28            | 987,208.02    |
| 31       | 7/15/2019         | 7/28/2019     | 8/2/2019          | 14.0            | 7.0           | 7/22/19 0:00   | 9/25/2019    | 65.5      | 20,617.96             | 0.00                          | 20,617.96                | 20,617.96            | 1,350,476.38  |
| 32       | 7/29/2019         | 8/11/2019     | 8/16/2019         | 14.0            | 7.0           | 8/5/19 0:00    | 9/25/2019    | 51.5      | 19,648.93             | 0.00                          | 19,648.93                | 19,648.93            | 1,011,919.90  |
| 33       | 8/12/2019         | 8/25/2019     | 8/30/2019         | 14.0            | 7.0           | 8/19/19 0:00   | 9/25/2019    | 37.5      | 21,746.11             | 0.00                          | 21,746.11                | 21,746.11            | 815,479.13    |
| 34       | 8/26/2019         | 9/8/2019      | 9/13/2019         | 14.0            | 7.0           | 9/2/19 0:00    | 10/25/2019   | 53.5      | 19,618.73             | 0.00                          | 19,618.73                | 19,618.73            | 1,049,602.06  |
| 35       | 9/9/2019          | 9/22/2019     | 9/27/2019         | 14.0            | 7.0           | 9/16/19 0:00   | 10/25/2019   | 39.5      | 21,036.13             | 0.00                          | 21,036.13                | 21,036.13            | 830,927.14    |
| 36       | 9/23/2019         | 10/6/2019     | 10/11/2019        | 14.0            | 7.0           | 9/30/19 0:00   | 11/25/2019   | 56.5      | 21,394.57             | 328.00                        | 21,722.57                | 21,722.57            | 1,227,325.21  |
| 37       | 10/7/2019         | 10/20/2019    | 10/25/2019        | 14.0            | 7.0           | 10/14/19 0:00  | 11/25/2019   | 42.5      | 19,571.52             | 0.00                          | 19,571.52                | 19,571.52            | 831,789.60    |
| 38       | 10/21/2019        | 11/3/2019     | 11/8/2019         | 14.0            | 7.0           | 10/28/19 0:00  | 12/24/2019   | 57.5      | 19,877.38             | 0.00                          | 19,877.38                | 19,877.38            | 1,142,949.35  |
| 39       | 11/4/2019         | 11/17/2019    | 11/22/2019        | 14.0            | 7.0           | 11/11/19 0:00  | 12/24/2019   | 43.5      | 19,718.30             | 0.00                          | 19,718.30                | 19,718.30            | 857,746.05    |
| 40       | 11/18/2019        | 12/1/2019     | 12/6/2019         | 14.0            | 7.0           | 11/25/19 0:00  | 1/15/2020    | 51.5      | 20,804.39             | 0.00                          | 20,804.39                | 20,804.39            | 1,071,426.09  |
| 41       | 12/2/2019         | 12/15/2019    | 12/20/2019        | 14.0            | 7.0           | 12/9/19 0:00   | 1/15/2020    | 37.5      | 21,192.21             | 0.00                          | 21,192.21                | 21,192.21            | 794,707.88    |
| 42       | 12/16/2019        | 1/1/2020      | 1/3/2020          | 17.0            | 8.5           | 12/24/19 12:00 | 2/25/2020    | 63.0      | 20,121.23             | 344.00                        | 20,465.23                | 20,465.23            | 1,289,309.49  |
| 43       | 12/30/2019        | 1/12/2020     | 1/17/2020         | 14.0            | 7.0           | 1/6/20 0:00    | 2/25/2020    | 50.5      | 21,986.55             | 4.00                          | 21,990.55                | 21,990.55            | 1,110,522.78  |
| 44       | 1/13/2020         | 1/26/2020     | 1/31/2020         | 14.0            | 7.0           | 1/20/20 0:00   | 2/25/2020    | 36.5      | 21,992.35             | 0.00                          | 21,992.35                | 21,992.35            | 802,720.78    |
| 45       | 1/27/2020         | 2/9/2020      | 2/14/2020         | 14.0            | 7.0           | 2/3/20 0:00    | 3/25/2020    | 51.5      | 21,134.99             | 0.00                          | 21,134.99                | 21,134.99            | 1,088,451.99  |
| 46       | 2/10/2020         | 2/23/2020     | 2/28/2020         | 14.0            | 7.0           | 2/17/20 0:00   | 3/25/2020    | 37.5      | 21,728.87             | 0.00                          | 21,728.87                | 21,728.87            | 814,832.63    |
| 47       | 2/24/2020         | 3/8/2020      | 3/13/2020         | 14.0            | 7.0           | 3/2/20 0:00    | 4/24/2020    | 53.5      | 23,136.34             | 0.00                          | 23,136.34                | 23,136.34            | 1,237,794.19  |
| 48       | 3/9/2020          | 3/22/2020     | 3/27/2020         | 14.0            | 7.0           | 3/16/20 0:00   | 4/24/2020    | 39.5      | 23,207.56             | 0.00                          | 23,207.56                | 23,207.56            | 916,698.62    |
| 49       | 3/23/2020         | 4/5/2020      | 4/9/2020          | 14.0            | 7.0           | 3/30/20 0:00   | 5/22/2020    | 53.5      | 20,931.79             | 342.00                        | 21,273.79                | 21,273.79            | 1,138,147.77  |
| 50       | 4/6/2020          | 4/19/2020     | 4/24/2020         | 14.0            | 7.0           | 4/13/20 0:00   | 5/22/2020    | 39.5      | 21,837.89             | 0.00                          | 21,837.89                | 21,837.89            | 862,596.66    |
| 51       | 4/20/2020         | 5/3/2020      | 5/8/2020          | 14.0            | 7.0           | 4/27/20 0:00   | 6/24/2020    | 58.5      | 21,492.71             | 0.00                          | 21,492.71                | 21,492.71            | 1,257,323.54  |
| 52       | 5/4/2020          | 5/17/2020     | 5/22/2020         | 14.0            | 7.0           | 5/11/20 0:00   | 6/24/2020    | 44.5      | 20,412.58             | 0.00                          | 20,412.58                | 20,412.58            | 908,359.81    |
| 53       | 5/18/2020         | 5/31/2020     | 6/5/2020          | 14.0            | 7.0           | 5/25/20 0:00   | 7/24/2020    | 60.5      | 22,449.49             | 0.00                          | 22,449.49                | 22,449.49            | 1,358,194.15  |
| 54       | 6/1/2020          | 6/14/2020     | 6/19/2020         | 14.0            | 7.0           | 6/8/20 0:00    | 7/24/2020    | 46.5      | 22,828.05             | 0.00                          | 22,828.05                | 22,828.05            | 1,061,504.33  |
| 55       | 6/15/2020         | 6/28/2020     | 7/2/2020          | 14.0            | 7.0           | 6/22/20 0:00   | 8/25/2020    | 64.5      | 24,734.01             | 0.00                          | 24,734.01                | 24,734.01            | 1,595,343.65  |
| 56       | N/A               | N/A           | N/A               |                 |               |                |              |           |                       |                               |                          |                      |               |
| 57       |                   |               |                   |                 |               |                |              |           |                       |                               |                          |                      |               |
| 58       | Totals            |               |                   |                 |               |                |              | 49.35     | 554,450.92            | 1,018.00                      | 555,468.92               | 555,468.92           | 27,413,357.20 |
| 59       |                   |               |                   |                 |               |                |              |           |                       |                               |                          |                      |               |
| 60       | Total Payrolls    |               |                   |                 |               |                |              |           | 698,866.53            | 1,334.00                      | 700,200.53               | 700,200.53           | 32,929,355.34 |
| 61       |                   |               |                   |                 |               |                |              |           |                       |                               |                          |                      |               |
| 62       |                   |               |                   |                 |               |                |              |           |                       |                               |                          |                      |               |
| 63       | Average Lead Days |               |                   |                 |               |                |              | 47.03     |                       |                               |                          |                      |               |

**Southwestern Public Service Company  
Colorado State Tax Withholding Lead - Regular Payroll  
12 Months Ended June 30, 2020**

| Line No. | Period Beginning | Period Ending | Employee Pay Date | Days of Service | Midpoint Days | Midpoint Date  | Payment Date | Lead Days | CO Employee withheld \$ | Dollar Days \$ |           |            |
|----------|------------------|---------------|-------------------|-----------------|---------------|----------------|--------------|-----------|-------------------------|----------------|-----------|------------|
| 1        | Semi-monthly     |               |                   |                 |               |                |              |           |                         |                |           |            |
| 2        | 7/1/2019         | 7/15/2019     | 7/15/2019         | 15.0            | 7.5           | 7/8/19 12:00   | 8/14/2019    | 37.0      | 18.00                   | 666.00         |           |            |
| 3        | 7/16/2019        | 7/31/2019     | 7/31/2019         | 16.0            | 8.0           | 7/24/19 0:00   | 8/14/2019    | 21.5      | 19.00                   | 408.50         |           |            |
| 4        | 8/1/2019         | 8/15/2019     | 8/15/2019         | 15.0            | 7.5           | 8/8/19 12:00   | 9/13/2019    | 36.0      | 19.00                   | 684.00         |           |            |
| 5        | 8/16/2019        | 8/31/2019     | 8/30/2019         | 16.0            | 8.0           | 8/24/19 0:00   | 9/13/2019    | 20.5      | 33.00                   | 676.50         |           |            |
| 6        | 9/1/2019         | 9/15/2019     | 9/13/2019         | 15.0            | 7.5           | 9/8/19 12:00   | 12/13/2019   | 96.0      | 34.00                   | 3,264.00       |           |            |
| 7        | 9/16/2019        | 9/30/2019     | 9/30/2019         | 15.0            | 7.5           | 9/23/19 12:00  | 12/13/2019   | 81.0      | (1,021.00)              | -82,701.00     |           |            |
| 8        | 10/1/2019        | 10/15/2019    | 10/15/2019        | 15.0            | 7.5           | 10/8/19 12:00  | 12/13/2019   | 66.0      | (35.00)                 | -2,310.00      |           |            |
| 9        | 10/16/2019       | 10/31/2019    | 10/31/2019        | 16.0            | 8.0           | 10/24/19 0:00  | 12/13/2019   | 50.5      | 34.00                   | 1,717.00       |           |            |
| 10       | 11/1/2019        | 11/15/2019    | 11/15/2019        | 15.0            | 7.5           | 11/8/19 12:00  | 12/13/2019   | 35.0      | 37.00                   | 1,295.00       |           |            |
| 11       | 11/16/2019       | 11/30/2019    | 11/29/2019        | 15.0            | 7.5           | 11/23/19 12:00 | 12/13/2019   | 20.0      | 37.00                   | 740.00         |           |            |
| 12       | 12/1/2019        | 12/15/2019    | 12/13/2019        | 15.0            | 7.5           | 12/8/19 12:00  | 1/15/2020    | 38.0      | 37.00                   | 1,406.00       |           |            |
| 13       | 12/16/2019       | 12/31/2019    | 12/31/2019        | 16.0            | 8.0           | 12/24/19 0:00  | 1/15/2020    | 22.5      | (291.00)                | -6,547.50      |           |            |
| 14       | 1/1/2020         | 1/15/2020     | 1/15/2020         | 15.0            | 7.5           | 1/8/20 12:00   | 2/14/2020    | 37.0      | 0.00                    | 0.00           |           |            |
| 15       | 1/16/2020        | 1/31/2020     | 1/31/2020         | 16.0            | 8.0           | 1/24/20 0:00   | 2/14/2020    | 21.5      | 0.00                    | 0.00           |           |            |
| 16       | 2/1/2020         | 2/15/2020     | 2/14/2020         | 15.0            | 7.5           | 2/8/20 12:00   | 3/13/2020    | 34.0      | 0.00                    | 0.00           |           |            |
| 17       | 2/16/2020        | 2/29/2020     | 2/28/2020         | 14.0            | 7.0           | 2/23/20 0:00   | 3/13/2020    | 19.5      | 0.00                    | 0.00           |           |            |
| 18       | 3/1/2020         | 3/15/2020     | 3/13/2020         | 15.0            | 7.5           | 3/8/20 12:00   | 4/15/2020    | 38.0      | 48.00                   | 1,824.00       |           |            |
| 19       | 3/16/2020        | 3/31/2020     | 3/31/2020         | 16.0            | 8.0           | 3/24/20 0:00   | 4/15/2020    | 22.5      | 0.00                    | 0.00           |           |            |
| 20       | 4/1/2020         | 4/15/2020     | 4/15/2020         | 15.0            | 7.5           | 4/8/20 12:00   | 5/15/2020    | 37.0      | 0.00                    | 0.00           |           |            |
| 21       | 4/16/2020        | 4/30/2020     | 4/30/2020         | 15.0            | 7.5           | 4/23/20 12:00  | 5/15/2020    | 22.0      | 0.00                    | 0.00           |           |            |
| 22       | 5/1/2020         | 5/15/2020     | 5/15/2020         | 15.0            | 7.5           | 5/8/20 12:00   | 6/15/2020    | 38.0      | 0.00                    | 0.00           |           |            |
| 23       | 5/16/2020        | 5/31/2020     | 5/29/2020         | 16.0            | 8.0           | 5/24/20 0:00   | 6/15/2020    | 22.5      | 0.00                    | 0.00           |           |            |
| 24       | 6/1/2020         | 6/15/2020     | 6/15/2020         | 15.0            | 7.5           | 6/8/20 12:00   | 7/15/2020    | 37.0      | (48.00)                 | -1,776.00      |           |            |
| 25       | 6/16/2020        | 6/30/2020     | 6/30/2020         | 15.0            | 7.5           | 6/23/20 12:00  | 7/15/2020    | 22.0      | 0.00                    | 0.00           |           |            |
| 26       |                  |               |                   |                 |               |                |              |           |                         |                |           |            |
| 27       | Totals           |               |                   |                 |               |                |              |           |                         | 74.7           | -1,079.00 | -80,653.50 |
| 28       |                  |               |                   |                 |               |                |              |           |                         |                |           |            |

**Southwestern Public Service Company  
Colorado State Tax Withholding Lead - Regular Payroll  
12 Months Ended June 30, 2020**

| Line No. | Period Beginning  | Period Ending | Employee Pay Date | Days of Service | Midpoint Days | Midpoint Date  | Payment Date | Lead Days | CO Employee withheld \$ | Dollar Days \$ |
|----------|-------------------|---------------|-------------------|-----------------|---------------|----------------|--------------|-----------|-------------------------|----------------|
| 29       | Bi-weekly         |               |                   |                 |               |                |              |           |                         |                |
| 30       | 7/1/2019          | 7/14/2019     | 7/19/2019         | 14.0            | 7.0           | 7/8/19 0:00    | 8/14/2019    | 37.5      | 162.00                  | 6,075.00       |
| 31       | 7/15/2019         | 7/28/2019     | 8/2/2019          | 14.0            | 7.0           | 7/22/19 0:00   | 9/13/2019    | 53.5      | 118.00                  | 6,313.00       |
| 32       | 7/29/2019         | 8/11/2019     | 8/16/2019         | 14.0            | 7.0           | 8/5/19 0:00    | 9/13/2019    | 39.5      | 332.00                  | 13,114.00      |
| 33       | 8/12/2019         | 8/25/2019     | 8/30/2019         | 14.0            | 7.0           | 8/19/19 0:00   | 9/13/2019    | 25.5      | 379.00                  | 9,664.50       |
| 34       | 8/26/2019         | 9/8/2019      | 9/13/2019         | 14.0            | 7.0           | 9/2/19 0:00    | 12/13/2019   | 102.5     | 293.00                  | 30,032.50      |
| 35       | 9/9/2019          | 9/22/2019     | 9/27/2019         | 14.0            | 7.0           | 9/16/19 0:00   | 12/13/2019   | 88.5      | (389.00)                | -34,426.50     |
| 36       | 9/23/2019         | 10/6/2019     | 10/11/2019        | 14.0            | 7.0           | 9/30/19 0:00   | 12/13/2019   | 74.5      | 170.00                  | 12,665.00      |
| 37       | 10/7/2019         | 10/20/2019    | 10/25/2019        | 14.0            | 7.0           | 10/14/19 0:00  | 12/13/2019   | 60.5      | 130.00                  | 7,865.00       |
| 38       | 10/21/2019        | 11/3/2019     | 11/8/2019         | 14.0            | 7.0           | 10/28/19 0:00  | 12/13/2019   | 46.5      | 186.00                  | 8,649.00       |
| 39       | 11/4/2019         | 11/17/2019    | 11/22/2019        | 14.0            | 7.0           | 11/11/19 0:00  | 12/13/2019   | 32.5      | 178.00                  | 5,785.00       |
| 40       | 11/18/2019        | 12/1/2019     | 12/6/2019         | 14.0            | 7.0           | 11/25/19 0:00  | 1/15/2020    | 51.5      | 169.00                  | 8,703.50       |
| 41       | 12/2/2019         | 12/15/2019    | 12/20/2019        | 14.0            | 7.0           | 12/9/19 0:00   | 1/15/2020    | 37.5      | 117.00                  | 4,387.50       |
| 42       | 12/16/2019        | 1/1/2020      | 1/3/2020          | 17.0            | 8.5           | 12/24/19 12:00 | 2/14/2020    | 52.0      | 104.00                  | 5,408.00       |
| 43       | 12/30/2019        | 1/12/2020     | 1/17/2020         | 14.0            | 7.0           | 1/6/20 0:00    | 2/14/2020    | 39.5      | 119.00                  | 4,700.50       |
| 44       | 1/13/2020         | 1/26/2020     | 1/31/2020         | 14.0            | 7.0           | 1/20/20 0:00   | 2/14/2020    | 25.5      | 123.00                  | 3,136.50       |
| 45       | 1/27/2020         | 2/9/2020      | 2/14/2020         | 14.0            | 7.0           | 2/3/20 0:00    | 3/13/2020    | 39.5      | 163.00                  | 6,438.50       |
| 46       | 2/10/2020         | 2/23/2020     | 2/28/2020         | 14.0            | 7.0           | 2/17/20 0:00   | 3/13/2020    | 25.5      | 178.00                  | 4,539.00       |
| 47       | 2/24/2020         | 3/8/2020      | 3/13/2020         | 14.0            | 7.0           | 3/2/20 0:00    | 4/15/2020    | 44.5      | 171.00                  | 7,609.50       |
| 48       | 3/9/2020          | 3/22/2020     | 3/27/2020         | 14.0            | 7.0           | 3/16/20 0:00   | 4/15/2020    | 30.5      | 172.00                  | 5,246.00       |
| 49       | 3/23/2020         | 4/5/2020      | 4/9/2020          | 14.0            | 7.0           | 3/30/20 0:00   | 5/15/2020    | 46.5      | 137.00                  | 6,370.50       |
| 50       | 4/6/2020          | 4/19/2020     | 4/24/2020         | 14.0            | 7.0           | 4/13/20 0:00   | 5/15/2020    | 32.5      | 120.00                  | 3,900.00       |
| 51       | 4/20/2020         | 5/3/2020      | 5/8/2020          | 14.0            | 7.0           | 4/27/20 0:00   | 6/15/2020    | 49.5      | 220.00                  | 10,890.00      |
| 52       | 5/4/2020          | 5/17/2020     | 5/22/2020         | 14.0            | 7.0           | 5/11/20 0:00   | 6/15/2020    | 35.5      | 120.00                  | 4,260.00       |
| 53       | 5/18/2020         | 5/31/2020     | 6/5/2020          | 14.0            | 7.0           | 5/25/20 0:00   | 7/15/2020    | 51.5      | 134.00                  | 6,901.00       |
| 54       | 6/1/2020          | 6/14/2020     | 6/19/2020         | 14.0            | 7.0           | 6/8/20 0:00    | 7/15/2020    | 37.5      | 135.00                  | 5,062.50       |
| 55       | 6/15/2020         | 6/28/2020     | 7/2/2020          | 14.0            | 7.0           | 6/22/20 0:00   | 8/14/2020    | 53.5      | 138.00                  | 7,383.00       |
| 56       | N/A               | N/A           | N/A               |                 |               |                |              |           | 0.00                    |                |
| 57       |                   |               |                   |                 |               |                |              |           |                         |                |
| 58       | Totals            |               |                   |                 |               |                |              |           | 3,879.00                | 160,672.50     |
| 59       |                   |               |                   |                 |               |                |              |           |                         |                |
| 60       |                   |               |                   |                 |               |                |              |           |                         |                |
| 61       | Total Payrolls    |               |                   |                 |               |                |              |           | 2,800.00                | 80,019.00      |
| 62       |                   |               |                   |                 |               |                |              |           |                         |                |
| 63       | Average Lead Days |               |                   |                 |               |                |              | 28.58     |                         |                |

**Southwestern Public Service Company  
Minnesota State Tax Withholding Lead - Regular Payroll  
12 Months Ended June 30, 2020**

| Line No. | Period Beginning | Period Ending | Employee Pay Date | Days of Service | Days of Midpoint | Midpoint Date  | Payment Date | Lead Days | Employer Withheld \$ | MN Withheld \$ | Dollar Days |            |
|----------|------------------|---------------|-------------------|-----------------|------------------|----------------|--------------|-----------|----------------------|----------------|-------------|------------|
| 1        | Semi-monthly     |               |                   |                 |                  |                |              |           |                      |                |             |            |
| 2        | 7/1/2019         | 7/15/2019     | 7/15/2019         | 15.0            | 7.5              | 7/8/19 12:00   | 8/14/2019    | 37.0      | 32.64                |                | 1,207.68    |            |
| 3        | 7/16/2019        | 7/31/2019     | 7/31/2019         | 16.0            | 8.0              | 7/24/19 0:00   | 8/14/2019    | 21.5      | 36.16                |                | 777.44      |            |
| 4        | 8/1/2019         | 8/15/2019     | 8/15/2019         | 15.0            | 7.5              | 8/8/19 12:00   | 9/13/2019    | 36.0      | 35.33                |                | 1,271.88    |            |
| 5        | 8/16/2019        | 8/31/2019     | 8/30/2019         | 16.0            | 8.0              | 8/24/19 0:00   | 9/13/2019    | 20.5      | 56.03                |                | 1,148.62    |            |
| 6        | 9/1/2019         | 9/15/2019     | 9/13/2019         | 15.0            | 7.5              | 9/8/19 12:00   | 10/15/2019   | 37.0      | 56.03                |                | 2,073.11    |            |
| 7        | 9/16/2019        | 9/30/2019     | 9/30/2019         | 15.0            | 7.5              | 9/23/19 12:00  | 10/15/2019   | 22.0      | (887.22)             |                | -19,518.84  |            |
| 8        | 10/1/2019        | 10/15/2019    | 10/15/2019        | 15.0            | 7.5              | 10/8/19 12:00  | 11/15/2019   | 38.0      | 56.03                |                | 2,129.14    |            |
| 9        | 10/16/2019       | 10/31/2019    | 10/31/2019        | 16.0            | 8.0              | 10/24/19 0:00  | 11/15/2019   | 22.5      | 57.16                |                | 1,286.10    |            |
| 10       | 11/1/2019        | 11/15/2019    | 11/15/2019        | 15.0            | 7.5              | 11/8/19 12:00  | 12/13/2019   | 35.0      | 57.16                |                | 2,000.60    |            |
| 11       | 11/16/2019       | 11/30/2019    | 11/29/2019        | 15.0            | 7.5              | 11/23/19 12:00 | 12/13/2019   | 20.0      | 57.16                |                | 1,143.20    |            |
| 12       | 12/1/2019        | 12/15/2019    | 12/13/2019        | 15.0            | 7.5              | 12/8/19 12:00  | 1/15/2020    | 38.0      | 57.88                |                | 2,199.44    |            |
| 13       | 12/16/2019       | 12/31/2019    | 12/31/2019        | 16.0            | 8.0              | 12/24/19 0:00  | 1/15/2020    | 22.5      | 183.97               |                | 4,139.33    |            |
| 14       | 1/1/2020         | 1/15/2020     | 1/15/2020         | 15.0            | 7.5              | 1/8/20 12:00   | 2/14/2020    | 37.0      | 33.43                |                | 1,236.91    |            |
| 15       | 1/16/2020        | 1/31/2020     | 1/31/2020         | 16.0            | 8.0              | 1/24/20 0:00   | 2/14/2020    | 21.5      | 32.99                |                | 709.29      |            |
| 16       | 2/1/2020         | 2/15/2020     | 2/14/2020         | 15.0            | 7.5              | 2/8/20 12:00   | 3/13/2020    | 34.0      | 32.99                |                | 1,121.66    |            |
| 17       | 2/16/2020        | 2/29/2020     | 2/28/2020         | 14.0            | 7.0              | 2/23/20 0:00   | 3/13/2020    | 19.5      | 32.99                |                | 643.31      |            |
| 18       | 3/1/2020         | 3/15/2020     | 3/13/2020         | 15.0            | 7.5              | 3/8/20 12:00   | 4/15/2020    | 38.0      | 209.66               |                | 7,967.08    |            |
| 19       | 3/16/2020        | 3/31/2020     | 3/31/2020         | 16.0            | 8.0              | 3/24/20 0:00   | 4/15/2020    | 22.5      | 29.36                |                | 660.60      |            |
| 20       | 4/1/2020         | 4/15/2020     | 4/15/2020         | 15.0            | 7.5              | 4/8/20 12:00   | 5/15/2020    | 37.0      | 3.22                 |                | 119.14      |            |
| 21       | 4/16/2020        | 4/30/2020     | 4/30/2020         | 15.0            | 7.5              | 4/23/20 12:00  | 5/15/2020    | 22.0      | 8.00                 |                | 176.00      |            |
| 22       | 5/1/2020         | 5/15/2020     | 5/15/2020         | 15.0            | 7.5              | 5/8/20 12:00   | 6/15/2020    | 38.0      | 3.22                 |                | 122.36      |            |
| 23       | 5/16/2020        | 5/31/2020     | 5/29/2020         | 16.0            | 8.0              | 5/24/20 0:00   | 6/15/2020    | 22.5      | 3.22                 |                | 72.45       |            |
| 24       | 6/1/2020         | 6/15/2020     | 6/15/2020         | 15.0            | 7.5              | 6/8/20 12:00   | 7/15/2020    | 37.0      | (947.19)             |                | -35,046.03  |            |
| 25       | 6/16/2020        | 6/30/2020     | 6/30/2020         | 15.0            | 7.5              | 6/23/20 12:00  | 7/15/2020    | 22.0      | 0.00                 |                | 0.00        |            |
| 26       |                  |               |                   |                 |                  |                |              |           |                      |                |             |            |
| 27       | Totals           |               |                   |                 |                  |                |              |           |                      | -759.78        |             | -22,359.53 |
| 28       |                  |               |                   |                 |                  |                |              |           |                      |                |             |            |



**Southwestern Public Service Company  
Minnesota State Tax Withholding Lead - Regular Payroll  
12 Months Ended June 30, 2020**

| Line No. | Period Beginning  | Period Ending | Employee Pay Date | Days of Service | Days of Midpoint | Midpoint Date  | Payment Date | Lead Days | MN Employee Withheld \$ | Dollar Days \$ |
|----------|-------------------|---------------|-------------------|-----------------|------------------|----------------|--------------|-----------|-------------------------|----------------|
| 29       | Bi-weekly         |               |                   |                 |                  |                |              |           |                         |                |
| 30       | 7/1/2019          | 7/14/2019     | 7/19/2019         | 14.0            | 7.0              | 7/8/19 0:00    | 8/14/2019    | 37.5      | 0.00                    | 0.00           |
| 31       | 7/15/2019         | 7/28/2019     | 8/2/2019          | 14.0            | 7.0              | 7/22/19 0:00   | 9/13/2019    | 53.5      | 0.00                    | 0.00           |
| 32       | 7/29/2019         | 8/11/2019     | 8/16/2019         | 14.0            | 7.0              | 8/5/19 0:00    | 9/13/2019    | 39.5      | 0.00                    | 0.00           |
| 33       | 8/12/2019         | 8/25/2019     | 8/30/2019         | 14.0            | 7.0              | 8/19/19 0:00   | 9/13/2019    | 25.5      | 0.00                    | 0.00           |
| 34       | 8/26/2019         | 9/8/2019      | 9/13/2019         | 14.0            | 7.0              | 9/2/19 0:00    | 10/15/2019   | 43.5      | 0.00                    | 0.00           |
| 35       | 9/9/2019          | 9/22/2019     | 9/27/2019         | 14.0            | 7.0              | 9/16/19 0:00   | 10/15/2019   | 29.5      | 0.00                    | 0.00           |
| 36       | 9/23/2019         | 10/6/2019     | 10/11/2019        | 14.0            | 7.0              | 9/30/19 0:00   | 11/15/2019   | 46.5      | 0.00                    | 0.00           |
| 37       | 10/7/2019         | 10/20/2019    | 10/25/2019        | 14.0            | 7.0              | 10/14/19 0:00  | 11/15/2019   | 32.5      | 0.00                    | 0.00           |
| 38       | 10/21/2019        | 11/3/2019     | 11/8/2019         | 14.0            | 7.0              | 10/28/19 0:00  | 12/13/2019   | 46.5      | 0.00                    | 0.00           |
| 39       | 11/4/2019         | 11/17/2019    | 11/22/2019        | 14.0            | 7.0              | 11/11/19 0:00  | 12/13/2019   | 32.5      | 0.00                    | 0.00           |
| 40       | 11/18/2019        | 12/1/2019     | 12/6/2019         | 14.0            | 7.0              | 11/25/19 0:00  | 1/15/2020    | 51.5      | 0.00                    | 0.00           |
| 41       | 12/2/2019         | 12/15/2019    | 12/20/2019        | 14.0            | 7.0              | 12/9/19 0:00   | 1/15/2020    | 37.5      | 0.00                    | 0.00           |
| 42       | 12/16/2019        | 1/1/2020      | 1/3/2020          | 17.0            | 8.5              | 12/24/19 12:00 | 2/14/2020    | 52.0      | 0.00                    | 0.00           |
| 43       | 12/30/2019        | 1/12/2020     | 1/17/2020         | 14.0            | 7.0              | 1/6/20 0:00    | 2/14/2020    | 39.5      | 0.00                    | 0.00           |
| 44       | 1/13/2020         | 1/26/2020     | 1/31/2020         | 14.0            | 7.0              | 1/20/20 0:00   | 2/14/2020    | 25.5      | 0.00                    | 0.00           |
| 45       | 1/27/2020         | 2/9/2020      | 2/14/2020         | 14.0            | 7.0              | 2/3/20 0:00    | 3/13/2020    | 39.5      | 0.00                    | 0.00           |
| 46       | 2/10/2020         | 2/23/2020     | 2/28/2020         | 14.0            | 7.0              | 2/17/20 0:00   | 3/13/2020    | 25.5      | 0.00                    | 0.00           |
| 47       | 2/24/2020         | 3/8/2020      | 3/13/2020         | 14.0            | 7.0              | 3/2/20 0:00    | 4/15/2020    | 44.5      | 0.00                    | 0.00           |
| 48       | 3/9/2020          | 3/22/2020     | 3/27/2020         | 14.0            | 7.0              | 3/16/20 0:00   | 4/15/2020    | 30.5      | 0.00                    | 0.00           |
| 49       | 3/23/2020         | 4/5/2020      | 4/9/2020          | 14.0            | 7.0              | 3/30/20 0:00   | 5/15/2020    | 46.5      | 0.00                    | 0.00           |
| 50       | 4/6/2020          | 4/19/2020     | 4/24/2020         | 14.0            | 7.0              | 4/13/20 0:00   | 5/15/2020    | 32.5      | 0.00                    | 0.00           |
| 51       | 4/20/2020         | 5/3/2020      | 5/8/2020          | 14.0            | 7.0              | 4/27/20 0:00   | 6/15/2020    | 49.5      | 0.00                    | 0.00           |
| 52       | 5/4/2020          | 5/17/2020     | 5/22/2020         | 14.0            | 7.0              | 5/11/20 0:00   | 6/15/2020    | 35.5      | 0.00                    | 0.00           |
| 53       | 5/18/2020         | 5/31/2020     | 6/5/2020          | 14.0            | 7.0              | 5/25/20 0:00   | 7/15/2020    | 51.5      | 0.00                    | 0.00           |
| 54       | 6/1/2020          | 6/14/2020     | 6/19/2020         | 14.0            | 7.0              | 6/8/20 0:00    | 7/15/2020    | 37.5      | 0.00                    | 0.00           |
| 55       | 6/15/2020         | 6/28/2020     | 7/2/2020          | 14.0            | 7.0              | 6/22/20 0:00   | 8/14/2020    | 53.5      | 0.00                    | 0.00           |
| 56       | N/A               | N/A           | N/A               |                 |                  |                |              |           |                         |                |
| 57       |                   |               |                   |                 |                  |                |              |           | 0.00                    | 0.00           |
| 58       | Totals            |               |                   |                 |                  |                |              |           |                         |                |
| 59       |                   |               |                   |                 |                  |                |              |           |                         |                |
| 60       |                   |               |                   |                 |                  |                |              |           |                         |                |
| 61       | Total Payrolls    |               |                   |                 |                  |                |              |           | -759.78                 | -22,359.53     |
| 62       |                   |               |                   |                 |                  |                |              |           |                         |                |
| 63       | Average Lead Days |               |                   |                 |                  |                |              | 29.43     |                         |                |

**Southwestern Public Service Company  
Michigan State Tax Withholding Lead - Regular Payroll  
12 Months Ended June 30, 2020**

| Line No. | Period Beginning | Period Ending | Employee Pay Date | Days of Service | Midpoint Days | Midpoint Date  | Payment Date | Lead Days | MI Employee withheld \$ | Dollar Days \$ |            |
|----------|------------------|---------------|-------------------|-----------------|---------------|----------------|--------------|-----------|-------------------------|----------------|------------|
| 1        | Semi-monthly     |               |                   |                 |               |                |              |           |                         |                |            |
| 2        | 7/1/2019         | 7/15/2019     | 7/15/2019         | 15.0            | 7.5           | 7/8/19 12:00   | 10/18/2019   | 102.0     | 144.13                  | 14,701.26      |            |
| 3        | 7/16/2019        | 7/31/2019     | 7/31/2019         | 16.0            | 8.0           | 7/24/19 0:00   | 10/18/2019   | 86.5      | 144.13                  | 12,467.25      |            |
| 4        | 8/1/2019         | 8/15/2019     | 8/15/2019         | 15.0            | 7.5           | 8/8/19 12:00   | 10/18/2019   | 71.0      | 144.13                  | 10,233.23      |            |
| 5        | 8/16/2019        | 8/31/2019     | 8/30/2019         | 16.0            | 8.0           | 8/24/19 0:00   | 10/18/2019   | 55.5      | 144.13                  | 7,999.22       |            |
| 6        | 9/1/2019         | 9/15/2019     | 9/13/2019         | 15.0            | 7.5           | 9/8/19 12:00   | 10/18/2019   | 40.0      | 144.13                  | 5,765.20       |            |
| 7        | 9/16/2019        | 9/30/2019     | 9/30/2019         | 15.0            | 7.5           | 9/23/19 12:00  | 10/18/2019   | 25.0      | 144.13                  | 3,603.25       |            |
| 8        | 10/1/2019        | 10/15/2019    | 10/15/2019        | 15.0            | 7.5           | 10/8/19 12:00  | 1/15/2020    | 99.0      | 144.13                  | 14,268.87      |            |
| 9        | 10/16/2019       | 10/31/2019    | 10/31/2019        | 16.0            | 8.0           | 10/24/19 0:00  | 1/15/2020    | 83.5      | 144.13                  | 12,034.86      |            |
| 10       | 11/1/2019        | 11/15/2019    | 11/15/2019        | 15.0            | 7.5           | 11/8/19 12:00  | 1/15/2020    | 68.0      | 144.13                  | 9,800.84       |            |
| 11       | 11/16/2019       | 11/30/2019    | 11/29/2019        | 15.0            | 7.5           | 11/23/19 12:00 | 1/15/2020    | 53.0      | 144.13                  | 7,638.89       |            |
| 12       | 12/1/2019        | 12/15/2019    | 12/13/2019        | 15.0            | 7.5           | 12/8/19 12:00  | 1/15/2020    | 38.0      | 144.13                  | 5,476.94       |            |
| 13       | 12/16/2019       | 12/31/2019    | 12/31/2019        | 16.0            | 8.0           | 12/24/19 0:00  | 1/15/2020    | 22.5      | 144.13                  | 3,242.93       |            |
| 14       | 1/1/2020         | 1/15/2020     | 1/15/2020         | 15.0            | 7.5           | 1/8/20 12:00   | 2/19/2020    | 42.0      | 143.96                  | 6,046.32       |            |
| 15       | 1/16/2020        | 1/31/2020     | 1/31/2020         | 16.0            | 8.0           | 1/24/20 0:00   | 2/19/2020    | 26.5      | 143.34                  | 3,798.51       |            |
| 16       | 2/1/2020         | 2/15/2020     | 2/14/2020         | 15.0            | 7.5           | 2/8/20 12:00   | 4/20/2020    | 72.0      | 143.34                  | 10,320.48      |            |
| 17       | 2/16/2020        | 2/29/2020     | 2/28/2020         | 14.0            | 7.0           | 2/23/20 0:00   | 4/20/2020    | 57.5      | 143.34                  | 8,242.05       |            |
| 18       | 3/1/2020         | 3/15/2020     | 3/13/2020         | 15.0            | 7.5           | 3/8/20 12:00   | 4/20/2020    | 43.0      | 143.34                  | 6,163.62       |            |
| 19       | 3/16/2020        | 3/31/2020     | 3/31/2020         | 16.0            | 8.0           | 3/24/20 0:00   | 4/20/2020    | 27.5      | 146.93                  | 4,040.58       |            |
| 20       | 4/1/2020         | 4/15/2020     | 4/15/2020         | 15.0            | 7.5           | 4/8/20 12:00   | 5/20/2020    | 42.0      | 146.93                  | 6,171.06       |            |
| 21       | 4/16/2020        | 4/30/2020     | 4/30/2020         | 15.0            | 7.5           | 4/23/20 12:00  | 5/20/2020    | 27.0      | 146.93                  | 3,967.11       |            |
| 22       | 5/1/2020         | 5/15/2020     | 5/15/2020         | 15.0            | 7.5           | 5/8/20 12:00   | 7/20/2020    | 73.0      | 146.93                  | 10,725.89      |            |
| 23       | 5/16/2020        | 5/31/2020     | 5/29/2020         | 16.0            | 8.0           | 5/24/20 0:00   | 7/20/2020    | 57.5      | 146.93                  | 8,448.48       |            |
| 24       | 6/1/2020         | 6/15/2020     | 6/15/2020         | 15.0            | 7.5           | 6/8/20 12:00   | 7/20/2020    | 42.0      | 145.20                  | 6,098.40       |            |
| 25       | 6/16/2020        | 6/30/2020     | 6/30/2020         | 15.0            | 7.5           | 6/23/20 12:00  | 7/20/2020    | 27.0      | 145.20                  | 3,920.40       |            |
| 26       |                  |               |                   |                 |               |                |              |           |                         |                |            |
| 27       | Totals           |               |                   |                 |               |                |              |           |                         | 3,471.93       | 185,175.64 |
| 28       |                  |               |                   |                 |               |                |              |           |                         |                |            |

**Southwestern Public Service Company  
Michigan State Tax Withholding Lead - Regular Payroll  
12 Months Ended June 30, 2020**

| Line No. | Period Beginning  | Period Ending | Employee Pay Date | Days of Service | Days of Midpoint | Midpoint Date  | Payment Date | Lead Days | MI Employee withheld \$ | Dollar Days \$ |
|----------|-------------------|---------------|-------------------|-----------------|------------------|----------------|--------------|-----------|-------------------------|----------------|
| 29       | Bi-weekly         |               |                   |                 |                  |                |              |           |                         |                |
| 30       | 7/1/2019          | 7/14/2019     | 7/19/2019         | 14.0            | 7.0              | 7/8/19 0:00    | 10/18/2019   | 102.5     | 0.00                    | 0.00           |
| 31       | 7/15/2019         | 7/28/2019     | 8/2/2019          | 14.0            | 7.0              | 7/22/19 0:00   | 10/18/2019   | 88.5      | 0.00                    | 0.00           |
| 32       | 7/29/2019         | 8/11/2019     | 8/16/2019         | 14.0            | 7.0              | 8/5/19 0:00    | 10/18/2019   | 74.5      | 0.00                    | 0.00           |
| 33       | 8/12/2019         | 8/25/2019     | 8/30/2019         | 14.0            | 7.0              | 8/19/19 0:00   | 10/18/2019   | 60.5      | 0.00                    | 0.00           |
| 34       | 8/26/2019         | 9/8/2019      | 9/13/2019         | 14.0            | 7.0              | 9/2/19 0:00    | 10/18/2019   | 46.5      | 0.00                    | 0.00           |
| 35       | 9/9/2019          | 9/22/2019     | 9/27/2019         | 14.0            | 7.0              | 9/16/19 0:00   | 10/18/2019   | 32.5      | 0.00                    | 0.00           |
| 36       | 9/23/2019         | 10/6/2019     | 10/11/2019        | 14.0            | 7.0              | 9/30/19 0:00   | 1/15/2020    | 107.5     | 0.00                    | 0.00           |
| 37       | 10/7/2019         | 10/20/2019    | 10/25/2019        | 14.0            | 7.0              | 10/14/19 0:00  | 1/15/2020    | 93.5      | 0.00                    | 0.00           |
| 38       | 10/21/2019        | 11/3/2019     | 11/8/2019         | 14.0            | 7.0              | 10/28/19 0:00  | 1/15/2020    | 79.5      | 0.00                    | 0.00           |
| 39       | 11/4/2019         | 11/17/2019    | 11/22/2019        | 14.0            | 7.0              | 11/11/19 0:00  | 1/15/2020    | 65.5      | 0.00                    | 0.00           |
| 40       | 11/18/2019        | 12/1/2019     | 12/6/2019         | 14.0            | 7.0              | 11/25/19 0:00  | 1/15/2020    | 51.5      | 0.00                    | 0.00           |
| 41       | 12/2/2019         | 12/15/2019    | 12/20/2019        | 14.0            | 7.0              | 12/9/19 0:00   | 1/15/2020    | 37.5      | 0.00                    | 0.00           |
| 42       | 12/16/2019        | 1/1/2020      | 1/3/2020          | 17.0            | 8.5              | 12/24/19 12:00 | 4/20/2020    | 118.0     | 0.00                    | 0.00           |
| 43       | 12/30/2019        | 1/12/2020     | 1/17/2020         | 14.0            | 7.0              | 1/6/20 0:00    | 4/20/2020    | 105.5     | 0.00                    | 0.00           |
| 44       | 1/13/2020         | 1/26/2020     | 1/31/2020         | 14.0            | 7.0              | 1/20/20 0:00   | 4/20/2020    | 91.5      | 0.00                    | 0.00           |
| 45       | 1/27/2020         | 2/9/2020      | 2/14/2020         | 14.0            | 7.0              | 2/3/20 0:00    | 4/20/2020    | 77.5      | 0.00                    | 0.00           |
| 46       | 2/10/2020         | 2/23/2020     | 2/28/2020         | 14.0            | 7.0              | 2/17/20 0:00   | 4/20/2020    | 63.5      | 0.00                    | 0.00           |
| 47       | 2/24/2020         | 3/8/2020      | 3/13/2020         | 14.0            | 7.0              | 3/2/20 0:00    | 4/20/2020    | 49.5      | 0.00                    | 0.00           |
| 48       | 3/9/2020          | 3/22/2020     | 3/27/2020         | 14.0            | 7.0              | 3/16/20 0:00   | 4/20/2020    | 35.5      | 0.00                    | 0.00           |
| 49       | 3/23/2020         | 4/5/2020      | 4/9/2020          | 14.0            | 7.0              | 3/30/20 0:00   | 7/20/2020    | 112.5     | 0.00                    | 0.00           |
| 50       | 4/6/2020          | 4/19/2020     | 4/24/2020         | 14.0            | 7.0              | 4/13/20 0:00   | 7/20/2020    | 98.5      | 0.00                    | 0.00           |
| 51       | 4/20/2020         | 5/3/2020      | 5/8/2020          | 14.0            | 7.0              | 4/27/20 0:00   | 7/20/2020    | 84.5      | 0.00                    | 0.00           |
| 52       | 5/4/2020          | 5/17/2020     | 5/22/2020         | 14.0            | 7.0              | 5/11/20 0:00   | 7/20/2020    | 70.5      | 0.00                    | 0.00           |
| 53       | 5/18/2020         | 5/31/2020     | 6/5/2020          | 14.0            | 7.0              | 5/25/20 0:00   | 7/20/2020    | 56.5      | 0.00                    | 0.00           |
| 54       | 6/1/2020          | 6/14/2020     | 6/19/2020         | 14.0            | 7.0              | 6/8/20 0:00    | 7/20/2020    | 42.5      | 0.00                    | 0.00           |
| 55       | 6/15/2020         | 6/28/2020     | 7/2/2020          | 14.0            | 7.0              | 6/22/20 0:00   | 10/20/2020   | 120.5     | 0.00                    | 0.00           |
| 56       | N/A               | N/A           | N/A               |                 |                  |                |              |           |                         |                |
| 57       |                   |               |                   |                 |                  |                |              |           | 0.00                    | 0.00           |
| 58       | Totals            |               |                   |                 |                  |                |              |           |                         |                |
| 59       |                   |               |                   |                 |                  |                |              |           |                         |                |
| 60       |                   |               |                   |                 |                  |                |              |           |                         |                |
| 61       | Total Payrolls    |               |                   |                 |                  |                |              |           | 3,471.93                | 185,175.64     |
| 62       |                   |               |                   |                 |                  |                |              |           |                         |                |
| 63       | Average Lead Days |               |                   |                 |                  |                |              |           |                         | 53.34          |

**Southwestern Public Service Company  
Oklahoma State Tax Withholding Lead - Regular Payroll  
12 Months Ended June 30, 2020**

| Line No. | Period Beginning | Period Ending | Employee Pay Date | Days of Service | Midpoint Date | Payment Date   | Lead Days | OK Employee withheld \$ | Dollar Days \$ |            |
|----------|------------------|---------------|-------------------|-----------------|---------------|----------------|-----------|-------------------------|----------------|------------|
| 1        | Semi-monthly     |               |                   |                 |               |                |           |                         |                |            |
| 2        | 7/1/2019         | 7/15/2019     | 7/15/2019         | 15.0            | 7.5           | 7/8/19 12:00   | 53.0      | 0.00                    | 0.00           |            |
| 3        | 7/16/2019        | 7/31/2019     | 7/31/2019         | 16.0            | 8.0           | 7/24/19 0:00   | 37.5      | 0.00                    | 0.00           |            |
| 4        | 8/1/2019         | 8/15/2019     | 8/15/2019         | 15.0            | 7.5           | 8/8/19 12:00   | 53.0      | 0.00                    | 0.00           |            |
| 5        | 8/16/2019        | 8/31/2019     | 8/30/2019         | 16.0            | 8.0           | 8/24/19 0:00   | 37.5      | 0.00                    | 0.00           |            |
| 6        | 9/1/2019         | 9/15/2019     | 9/13/2019         | 15.0            | 7.5           | 9/8/19 12:00   | 53.0      | 0.00                    | 0.00           |            |
| 7        | 9/16/2019        | 9/30/2019     | 9/30/2019         | 15.0            | 7.5           | 9/23/19 12:00  | 38.0      | 0.00                    | 0.00           |            |
| 8        | 10/1/2019        | 10/15/2019    | 10/15/2019        | 15.0            | 7.5           | 10/8/19 12:00  | 99.0      | 149.00                  | 14,751.00      |            |
| 9        | 10/16/2019       | 10/31/2019    | 10/31/2019        | 16.0            | 8.0           | 10/24/19 0:00  | 83.5      | 149.00                  | 12,441.50      |            |
| 10       | 11/1/2019        | 11/15/2019    | 11/15/2019        | 15.0            | 7.5           | 11/8/19 12:00  | 68.0      | 351.00                  | 23,868.00      |            |
| 11       | 11/16/2019       | 11/30/2019    | 11/29/2019        | 15.0            | 7.5           | 11/23/19 12:00 | 53.0      | 149.00                  | 7,897.00       |            |
| 12       | 12/1/2019        | 12/15/2019    | 12/13/2019        | 15.0            | 7.5           | 12/8/19 12:00  | 38.0      | 149.00                  | 5,662.00       |            |
| 13       | 12/16/2019       | 12/31/2019    | 12/31/2019        | 16.0            | 8.0           | 12/24/19 0:00  | 22.5      | 149.00                  | 3,352.50       |            |
| 14       | 1/1/2020         | 1/15/2020     | 1/15/2020         | 15.0            | 7.5           | 1/8/20 12:00   | 51.0      | 147.00                  | 7,497.00       |            |
| 15       | 1/16/2020        | 1/31/2020     | 1/31/2020         | 16.0            | 8.0           | 1/24/20 0:00   | 35.5      | 147.00                  | 5,218.50       |            |
| 16       | 2/1/2020         | 2/15/2020     | 2/14/2020         | 15.0            | 7.5           | 2/8/20 12:00   | 52.0      | 147.00                  | 7,644.00       |            |
| 17       | 2/16/2020        | 2/29/2020     | 2/28/2020         | 14.0            | 7.0           | 2/23/20 0:00   | 37.5      | 151.00                  | 5,662.50       |            |
| 18       | 3/1/2020         | 3/15/2020     | 3/13/2020         | 15.0            | 7.5           | 3/8/20 12:00   | 53.0      | 295.00                  | 15,635.00      |            |
| 19       | 3/16/2020        | 3/31/2020     | 3/31/2020         | 16.0            | 8.0           | 3/24/20 0:00   | 37.5      | 153.00                  | 5,737.50       |            |
| 20       | 4/1/2020         | 4/15/2020     | 4/15/2020         | 15.0            | 7.5           | 4/8/20 12:00   | 51.0      | 151.00                  | 7,701.00       |            |
| 21       | 4/16/2020        | 4/30/2020     | 4/30/2020         | 15.0            | 7.5           | 4/23/20 12:00  | 36.0      | 151.00                  | 5,436.00       |            |
| 22       | 5/1/2020         | 5/15/2020     | 5/15/2020         | 15.0            | 7.5           | 5/8/20 12:00   | 53.0      | 151.00                  | 8,003.00       |            |
| 23       | 5/16/2020        | 5/31/2020     | 5/29/2020         | 16.0            | 8.0           | 5/24/20 0:00   | 37.5      | 151.00                  | 5,662.50       |            |
| 24       | 6/1/2020         | 6/15/2020     | 6/15/2020         | 15.0            | 7.5           | 6/8/20 12:00   | 53.0      | 151.00                  | 8,003.00       |            |
| 25       | 6/16/2020        | 6/30/2020     | 6/30/2020         | 15.0            | 7.5           | 6/23/20 12:00  | 38.0      | 151.00                  | 5,738.00       |            |
| 26       |                  |               |                   |                 |               |                |           |                         |                |            |
| 27       | Totals           |               |                   |                 |               |                |           |                         | 3,042.00       | 155,910.00 |
| 28       |                  |               |                   |                 |               |                |           |                         |                |            |

**Southwestern Public Service Company  
Oklahoma State Tax Withholding Lead - Regular Payroll  
12 Months Ended June 30, 2020**

| Line No. | Period Beginning  | Period Ending | Employee Pay Date | Days of Service | Midpoint Date | Payment Date   | Lead Days  | OK Employee withheld \$ | Dollar Days \$ |
|----------|-------------------|---------------|-------------------|-----------------|---------------|----------------|------------|-------------------------|----------------|
| 29       | Bi-weekly         |               |                   |                 |               |                |            |                         |                |
| 30       | 7/1/2019          | 7/14/2019     | 7/19/2019         | 14.0            | 7.0           | 7/8/19 0:00    | 8/30/2019  | 53.5                    | 0.00           |
| 31       | 7/15/2019         | 7/28/2019     | 8/2/2019          | 14.0            | 7.0           | 7/22/19 0:00   | 9/30/2019  | 70.5                    | 0.00           |
| 32       | 7/29/2019         | 8/11/2019     | 8/16/2019         | 14.0            | 7.0           | 8/5/19 0:00    | 9/30/2019  | 56.5                    | 0.00           |
| 33       | 8/12/2019         | 8/25/2019     | 8/30/2019         | 14.0            | 7.0           | 8/19/19 0:00   | 9/30/2019  | 42.5                    | 0.00           |
| 34       | 8/26/2019         | 9/8/2019      | 9/13/2019         | 14.0            | 7.0           | 9/2/19 0:00    | 10/31/2019 | 59.5                    | 0.00           |
| 35       | 9/9/2019          | 9/22/2019     | 9/27/2019         | 14.0            | 7.0           | 9/16/19 0:00   | 10/31/2019 | 45.5                    | 0.00           |
| 36       | 9/23/2019         | 10/6/2019     | 10/11/2019        | 14.0            | 7.0           | 9/30/19 0:00   | 1/15/2020  | 107.5                   | 0.00           |
| 37       | 10/7/2019         | 10/20/2019    | 10/25/2019        | 14.0            | 7.0           | 10/14/19 0:00  | 1/15/2020  | 93.5                    | 0.00           |
| 38       | 10/21/2019        | 11/3/2019     | 11/8/2019         | 14.0            | 7.0           | 10/28/19 0:00  | 1/15/2020  | 79.5                    | 0.00           |
| 39       | 11/4/2019         | 11/17/2019    | 11/22/2019        | 14.0            | 7.0           | 11/11/19 0:00  | 1/15/2020  | 65.5                    | 0.00           |
| 40       | 11/18/2019        | 12/1/2019     | 12/6/2019         | 14.0            | 7.0           | 11/25/19 0:00  | 1/15/2020  | 51.5                    | 0.00           |
| 41       | 12/2/2019         | 12/15/2019    | 12/20/2019        | 14.0            | 7.0           | 12/9/19 0:00   | 1/15/2020  | 37.5                    | 0.00           |
| 42       | 12/16/2019        | 1/1/2020      | 1/3/2020          | 17.0            | 8.5           | 12/24/19 12:00 | 2/28/2020  | 66.0                    | 0.00           |
| 43       | 12/30/2019        | 1/12/2020     | 1/17/2020         | 14.0            | 7.0           | 1/6/20 0:00    | 2/28/2020  | 53.5                    | 0.00           |
| 44       | 1/13/2020         | 1/26/2020     | 1/31/2020         | 14.0            | 7.0           | 1/20/20 0:00   | 2/28/2020  | 39.5                    | 0.00           |
| 45       | 1/27/2020         | 2/9/2020      | 2/14/2020         | 14.0            | 7.0           | 2/3/20 0:00    | 3/31/2020  | 57.5                    | 0.00           |
| 46       | 2/10/2020         | 2/23/2020     | 2/28/2020         | 14.0            | 7.0           | 2/17/20 0:00   | 3/31/2020  | 43.5                    | 53.00          |
| 47       | 2/24/2020         | 3/8/2020      | 3/13/2020         | 14.0            | 7.0           | 3/2/20 0:00    | 4/30/2020  | 59.5                    | 146.00         |
| 48       | 3/9/2020          | 3/22/2020     | 3/27/2020         | 14.0            | 7.0           | 3/16/20 0:00   | 4/30/2020  | 45.5                    | 5,278.00       |
| 49       | 3/23/2020         | 4/5/2020      | 4/9/2020          | 14.0            | 7.0           | 3/30/20 0:00   | 5/29/2020  | 60.5                    | 8,349.00       |
| 50       | 4/6/2020          | 4/19/2020     | 4/24/2020         | 14.0            | 7.0           | 4/13/20 0:00   | 5/29/2020  | 46.5                    | 4,557.00       |
| 51       | 4/20/2020         | 5/3/2020      | 5/8/2020          | 14.0            | 7.0           | 4/27/20 0:00   | 6/30/2020  | 64.5                    | 8,707.50       |
| 52       | 5/4/2020          | 5/17/2020     | 5/22/2020         | 14.0            | 7.0           | 5/11/20 0:00   | 6/30/2020  | 50.5                    | 4,898.50       |
| 53       | 5/18/2020         | 5/31/2020     | 6/5/2020          | 14.0            | 7.0           | 5/25/20 0:00   | 7/31/2020  | 67.5                    | 6,075.00       |
| 54       | 6/1/2020          | 6/14/2020     | 6/19/2020         | 14.0            | 7.0           | 6/8/20 0:00    | 7/31/2020  | 53.5                    | 7,971.50       |
| 55       | 6/15/2020         | 6/28/2020     | 7/2/2020          | 14.0            | 7.0           | 6/22/20 0:00   | 8/31/2020  | 70.5                    | 10,152.00      |
| 56       | N/A               | N/A           | N/A               |                 |               |                |            |                         |                |
| 57       | Totals            |               |                   |                 |               |                |            | 1,166.00                | 66,981.00      |
| 59       |                   |               |                   |                 |               |                |            |                         |                |
| 60       | Total Payrolls    |               |                   |                 |               |                |            | 4,208.00                | 222,891.00     |
| 61       |                   |               |                   |                 |               |                |            |                         |                |
| 62       | Average Lead Days |               |                   |                 |               |                |            | 52.97                   |                |
| 63       |                   |               |                   |                 |               |                |            |                         |                |

**Southwestern Public Service Company  
Employee Deductions Average Payment Lead  
12 Months Ended June 30, 2020**

| Line No. | Deduction Code | Description                                 | Payment Group | Semi-Monthly        |                   |               |      | Bi-Weekly           |                   |               |      | Total All Payrolls  |                   |               |      |
|----------|----------------|---|---------------|---------------------|-------------------|---------------|------|---------------------|-------------------|---------------|------|---------------------|-------------------|---------------|------|
|          |                |   |               | Test Year Amount \$ | Average Lead Days | Dollar \$     | Days | Test Year Amount \$ | Average Lead Days | Dollar \$     | Days | Test Year Amount \$ | Average Lead Days | Dollar \$     | Days |
| 1        | 401            | 401(k)                                      | B             | 1,762,476.19        | 8.68              | 15,298,293.33 |      | 5,582,068.34        | 14.41             | 80,437,604.78 |      | 7,344,544.53        | 13.03             | 95,735,898.11 |      |
| 2        | ADVCK          | Advance Check                               | A             | 0.00                | 6.63              | 0.00          |      | 4,999.54            | 11.37             | 56,844.77     |      | 4,999.54            | 11.37             | 56,844.77     |      |
| 3        | AUTO           | MetPay Auto Insurance                       | C             | 13,306.91           | 14.47             | 192,550.99    |      | 39,892.13           | 25.30             | 1,009,270.89  |      | 53,199.04           | 22.59             | 1,201,821.88  |      |
| 4        | CHADD          | Child AD/ID                                 | C             | 486.51              | 14.47             | 7,039.80      |      | 234.81              | 25.30             | 5,940.69      |      | 721.32              | 18                | 12,980.49     |      |
| 5        | DADD           | SPS Spouse AD/ID                            | C             | 0.00                | 14.47             | 0.00          |      | 7,239.00            | 25.30             | 183,146.70    |      | 7,239.00            | 25.3              | 183,146.70    |      |
| 6        | DCBASE         | Def Comp Base Deferral                      | B             | 95,304.66           | 8.68              | 827,244.45    |      | 0.00                | 14.41             | 0.00          |      | 95,304.66           | 8.68              | 827,244.45    |      |
| 7        | DCEA           | Dependent Care Ex Acct                      | C             | 9,916.70            | 14.47             | 143,494.65    |      | 18,124.87           | 25.30             | 458,559.21    |      | 28,041.57           | 21.47             | 602,053.86    |      |
| 8        | DENTAL         | Dental Insurance                            | C             | 60,767.39           | 14.47             | 879,304.13    |      | 173,268.92          | 25.30             | 4,383,703.68  |      | 234,036.31          | 22.49             | 5,263,007.81  |      |
| 9        | DEPLIF         | Dependent Life Ins                          | C             | 2,421.92            | 14.47             | 35,045.18     |      | 1,241.00            | 25.30             | 31,397.30     |      | 3,662.92            | 18.14             | 66,442.48     |      |
| 10       | DISAFT         | Disability Ins                              | C             | 2.85                | 14.47             | 41.24         |      | 15,236.10           | 25.30             | 385,473.33    |      | 15,238.95           | 25.3              | 385,514.57    |      |
| 11       | DISPRE         | Disability Ins                              | C             | 8.55                | 14.47             | 123.72        |      | 20,092.50           | 25.30             | 508,340.25    |      | 20,101.05           | 25.3              | 508,463.97    |      |
| 12       | DPLIFE         | Domestic Partner Life                       | C             | 721.08              | 14.47             | 10,434.03     |      | 62.37               | 25.30             | 1,577.96      |      | 783.45              | 15.33             | 12,011.99     |      |
| 13       | DPSUR          | Employed DP Surcharge                       | A             | 900.00              | 6.63              | 5,967.00      |      | 1,750.00            | 11.37             | 19,897.50     |      | 2,650.00            | 9.76              | 25,864.50     |      |
| 14       | EILOAN         | Employee Investment Plan Union Loan Payment | B             | 171,038.44          | 8.68              | 1,484,613.66  |      | 1,114,312.14        | 14.41             | 16,057,237.94 |      | 1,285,350.58        | 13.65             | 17,541,851.60 |      |
| 15       | EXPRKP         | Executive Parking Pre-Tax                   | C             | 3,637.44            | 14.47             | 52,633.76     |      | 0.00                | 25.30             | 0.00          |      | 3,637.44            | 14.47             | 52,633.76     |      |
| 16       | GARNSH         | Garnishment                                 | D             | 86,789.62           | 7.97              | 691,713.27    |      | 657,300.42          | 11.41             | 7,499,797.79  |      | 744,090.04          | 11.01             | 8,191,511.06  |      |
| 17       | HCEA           | Health Care Exp Acct                        | C             | 5,413.31            | 14.47             | 78,330.60     |      | 21,572.50           | 25.30             | 545,784.25    |      | 26,985.81           | 23.13             | 624,114.85    |      |
| 18       | HSAT           | Health Savings Account                      | A             | 671,679.15          | 6.63              | 4,453,232.76  |      | 228,343.31          | 11.37             | 2,596,263.43  |      | 900,022.46          | 7.83              | 7,049,496.19  |      |
| 19       | MED            | Medical Insurance                           | C             | 256,199.50          | 14.47             | 3,707,206.77  |      | 2,311,601.28        | 25.30             | 58,483,512.38 |      | 2,567,800.78        | 24.22             | 62,190,719.15 |      |
| 20       | MG1            | Matching Gifts One Time Ded                 | F             | 650.00              | 34.38             | 22,347.00     |      | 1,250.00            | 45.26             | 56,575.00     |      | 1,900.00            | 41.54             | 78,922.00     |      |
| 21       | MG2            | Matching Gifts Recurring Ded                | F             | 2,154.49            | 34.38             | 74,071.37     |      | 3,079.00            | 45.26             | 139,355.54    |      | 5,233.49            | 40.78             | 213,426.91    |      |
| 22       | MG3            | Matching Gifts HI Edu One Time              | F             | 0.00                | 34.38             | 0.00          |      | 400.00              | 45.26             | 18,104.00     |      | 400.00              | 45.26             | 18,104.00     |      |
| 23       | PGOVA          | PAC-Governor's Club A                       | E             | 8,030.59            | 19.22             | 154,347.94    |      | 0.00                | 30.10             | 0.00          |      | 8,030.59            | 19.22             | 154,347.94    |      |
| 24       | PIPAC          | POLITICAL INT - PAC                         | C             | 11,145.54           | 14.47             | 161,275.96    |      | 0.00                | 25.30             | 0.00          |      | 11,145.54           | 14.47             | 161,275.96    |      |
| 25       | REISSU         | Reissued Check                              | A             | -4,445.81           | 6.63              | -29,475.72    |      | -110.00             | 11.37             | -1,250.70     |      | -4,555.81           | 6.74              | -30,726.42    |      |
| 26       | ROTH           | ROTH 401K                                   | B             | 316,838.96          | 8.68              | 2,750,162.17  |      | 675,109.52          | 14.41             | 9,728,328.18  |      | 991,948.48          | 12.58             | 12,478,490.35 |      |
| 27       | ROTHCU         | Roth 401k Catch Up                          | B             | 10,179.48           | 8.68              | 88,357.89     |      | 30,089.48           | 14.41             | 433,589.41    |      | 40,268.96           | 12.96             | 521,947.30    |      |
| 28       | ROSLAN         | Retirement Svgs Loan                        | B             | 199,900.39          | 8.68              | 1,735,135.39  |      | 90,598.51           | 14.41             | 1,305,524.53  |      | 290,498.90          | 10.47             | 3,040,659.92  |      |
| 29       | SCOPE          | SCOPE                                       | C             | 4,322.00            | 14.47             | 62,539.34     |      | 312.00              | 25.30             | 7,893.60      |      | 4,634.00            | 15.2              | 70,432.94     |      |
| 30       | SLIFE          | Life Insurance                              | C             | 169,282.04          | 14.47             | 2,449,511.12  |      | 67,961.65           | 25.30             | 1,719,429.75  |      | 237,243.69          | 17.57             | 4,168,940.87  |      |
| 31       | SPADD          | Spouse AD/ID                                | C             | 4,142.01            | 14.47             | 59,934.88     |      | 1,919.46            | 25.30             | 48,562.34     |      | 6,061.47            | 17.9              | 108,497.22    |      |

**Southwestern Public Service Company  
Employee Deductions Average Payment Lead  
12 Months Ended June 30, 2020**

| Line No. | Deduction Code | Description                    | Semi-Monthly  |                     |                   | Bi-Weekly     |                     |                   | Total All Payrolls |                     |                   |                |
|----------|----------------|--------------------------------|---------------|---------------------|-------------------|---------------|---------------------|-------------------|--------------------|---------------------|-------------------|----------------|
|          |                |                                | Payment Group | Test Year Amount \$ | Average Lead Days | Dollar \$     | Test Year Amount \$ | Average Lead Days | Dollar \$          | Test Year Amount \$ | Average Lead Days | Dollar \$      |
| 32       | SPLIFE         | SPOUSE LIFE                    | C             | 32,707.25           | 14.47             | 473,273.91    | 20,517.75           | 25.30             | 519,099.08         | 53,225.00           | 18.64             | 992,372.99     |
| 33       | SPSADD         | SPS Supplemental ADD/D         | C             | 15.00               | 14.47             | 217.05        | 89,872.45           | 25.30             | 2,273,772.99       | 89,887.45           | 25.3              | 2,273,990.04   |
| 34       | SPSUR          | Employed Spouse Surcharge      | A             | 50,575.00           | 6.63              | 335,312.25    | 14,900.00           | 11.37             | 169,413.00         | 65,475.00           | 7.71              | 504,725.25     |
| 35       | SUPADB         | Supplemental AD/B              | C             | 27,035.34           | 14.47             | 391,201.37    | 7,667.74            | 25.30             | 193,993.82         | 34,703.08           | 16.86             | 585,195.19     |
| 36       | SUPLIF         | Supplemental Life              | C             | 0.00                | 14.47             | 0.00          | 268,909.18          | 25.30             | 6,803,402.25       | 268,909.18          | 25.3              | 6,803,402.25   |
| 37       | TOBSUA         | Tobacco Surcharge After-Tax    | A             | 600.00              | 6.63              | 3,978.00      | 0.00                | 11.37             | 0.00               | 600.00              | 6.63              | 3,978.00       |
| 38       | TOBSUP         | Tobacco Surcharge Pre-Tax      | A             | 24,600.00           | 6.63              | 163,098.00    | 14,200.00           | 11.37             | 161,454.00         | 38,800.00           | 8.36              | 324,552.00     |
| 39       | UN0602         | IBEW LOCAL 602                 | A             | 86.19               | 6.63              | 571.44        | 743,390.71          | 11.37             | 8,452,352.37       | 743,476.90          | 11.37             | 8,452,923.81   |
| 40       | UW1            | United Way One Time Deduction  | F             | 785.00              | 34.38             | 26,988.30     | 3,410.00            | 45.26             | 154,336.60         | 4,195.00            | 43.22             | 181,324.90     |
| 41       | UW2            | United Way Recurring Deduction | F             | 96,144.43           | 34.38             | 3,305,445.50  | 110,564.46          | 45.26             | 5,004,147.46       | 206,708.89          | 40.2              | 8,309,592.96   |
| 42       | VISION         | VISION                         | E             | 36,957.76           | 19.22             | 710,328.15    | 53,792.41           | 30.10             | 1,619,151.54       | 90,750.17           | 25.67             | 2,329,479.69   |
| Totals   |                |                                |               | 4,132,775.88        |                   | 40,805,890.65 | 12,395,173.55       |                   | 211,471,587.61     | 16,527,949.43       |                   | 252,277,478.26 |

Average Lead

15.26

**Southwestern Public Service Company  
Employee Deductions Leads  
12 Months Ended June 30, 2020**

| Line No. | Period Beginning | Period Ending | Employee Payment Date | Net Pay Lead | Group A      |       | Group B      |       | Group C      |       | Group D      |       | Group E      |       | Group F      |      |
|----------|------------------|---------------|-----------------------|--------------|--------------|-------|--------------|-------|--------------|-------|--------------|-------|--------------|-------|--------------|------|
|          |                  |               |                       |              | Payment Date | Lead  | Payment Date | Lead  | Payment Date | Lead  | Payment Date | Lead  | Payment Date | Lead  | Payment Date | Lead |
| 1        | Semi-monthly     |               |                       |              |              |       |              |       |              |       |              |       |              |       |              |      |
| 2        | 7/1/2019         | 7/15/2019     | 7/15/2019             | 7.0          | 7/15/2019    | 7.0   | 7/16/2019    | 8.0   | 7/31/2019    | 23.0  | 7/19/2019    | 11.0  | 8/5/2019     | 28.0  | 8/20/2019    | 43.0 |
| 3        | 7/16/2019        | 7/31/2019     | 7/31/2019             | 7.5          | 7/31/2019    | 7.5   | 8/1/2019     | 8.5   | 7/31/2019    | 7.5   | 8/2/2019     | 9.5   | 8/5/2019     | 12.5  | 8/20/2019    | 27.5 |
| 4        | 8/1/2019         | 8/15/2019     | 8/15/2019             | 7.0          | 8/15/2019    | 7.0   | 8/16/2019    | 8.0   | 8/30/2019    | 22.0  | 8/16/2019    | 8.0   | 9/5/2019     | 28.0  | 9/20/2019    | 43.0 |
| 5        | 8/16/2019        | 8/31/2019     | 8/30/2019             | 6.5          | 8/30/2019    | 6.5   | 9/3/2019     | 10.5  | 8/30/2019    | 6.5   | 8/30/2019    | 6.5   | 9/5/2019     | 12.5  | 9/20/2019    | 27.5 |
| 6        | 9/1/2019         | 9/15/2019     | 9/13/2019             | 5.0          | 9/13/2019    | 5.0   | 9/16/2019    | 8.0   | 9/30/2019    | 22.0  | 9/13/2019    | 5.0   | 10/4/2019    | 26.0  | 10/18/2019   | 40.0 |
| 7        | 9/16/2019        | 9/30/2019     | 9/30/2019             | 7.1          | 9/30/2019    | 7.1   | 10/1/2019    | 8.1   | 9/30/2019    | 7.1   | 10/4/2019    | 11.1  | 10/4/2019    | 11.1  | 10/18/2019   | 25.1 |
| 8        | 10/1/2019        | 10/15/2019    | 10/15/2019            | 7.0          | 10/15/2019   | 7.0   | 10/16/2019   | 8.0   | 10/31/2019   | 23.0  | 10/18/2019   | 10.0  | 11/5/2019    | 28.0  | 11/20/2019   | 43.0 |
| 9        | 10/16/2019       | 10/31/2019    | 10/31/2019            | 7.6          | 10/31/2019   | 7.6   | 11/1/2019    | 8.6   | 10/31/2019   | 7.6   | 11/1/2019    | 8.6   | 11/5/2019    | 12.6  | 11/20/2019   | 27.6 |
| 10       | 11/1/2019        | 11/15/2019    | 11/15/2019            | 7.0          | 11/15/2019   | 7.0   | 11/18/2019   | 10.0  | 11/29/2019   | 21.0  | 11/15/2019   | 7.0   | 12/5/2019    | 27.0  | 12/20/2019   | 42.0 |
| 11       | 11/16/2019       | 11/30/2019    | 11/29/2019            | 6.0          | 11/29/2019   | 6.0   | 12/2/2019    | 9.0   | 11/29/2019   | 6.0   | 11/29/2019   | 6.0   | 12/5/2019    | 12.0  | 12/20/2019   | 27.0 |
| 12       | 12/1/2019        | 12/15/2019    | 12/13/2019            | 5.0          | 12/13/2019   | 5.0   | 12/16/2019   | 8.0   | 12/31/2019   | 23.0  | 12/13/2019   | 5.0   | 1/3/2020     | 26.0  | 1/17/2020    | 40.0 |
| 13       | 12/16/2019       | 12/31/2019    | 12/31/2019            | 7.5          | 12/31/2019   | 7.5   | 1/2/2020     | 9.5   | 12/31/2019   | 7.5   | 1/3/2020     | 10.5  | 1/3/2020     | 10.5  | 1/17/2020    | 24.5 |
| 14       | 1/1/2020         | 1/15/2020     | 1/15/2020             | 7.0          | 1/15/2020    | 7.0   | 1/16/2020    | 8.0   | 1/31/2020    | 23.0  | 1/17/2020    | 9.0   | 2/5/2020     | 28.0  | 2/20/2020    | 43.0 |
| 15       | 1/16/2020        | 1/31/2020     | 1/31/2020             | 7.5          | 1/31/2020    | 7.5   | 2/3/2020     | 10.5  | 1/31/2020    | 7.5   | 1/31/2020    | 7.5   | 2/5/2020     | 12.5  | 2/20/2020    | 27.5 |
| 16       | 2/1/2020         | 2/15/2020     | 2/14/2020             | 6.0          | 2/14/2020    | 6.0   | 2/18/2020    | 10.0  | 2/28/2020    | 20.0  | 2/14/2020    | 6.0   | 3/5/2020     | 26.0  | 3/20/2020    | 41.0 |
| 17       | 2/16/2020        | 2/29/2020     | 2/28/2020             | 5.5          | 2/28/2020    | 5.5   | 3/2/2020     | 8.5   | 2/28/2020    | 5.5   | 2/28/2020    | 5.5   | 3/5/2020     | 11.5  | 3/20/2020    | 26.5 |
| 18       | 3/1/2020         | 3/15/2020     | 3/13/2020             | 5.0          | 3/13/2020    | 5.0   | 3/16/2020    | 8.0   | 3/31/2020    | 23.0  | 3/13/2020    | 5.0   | 4/3/2020     | 26.0  | 4/20/2020    | 43.0 |
| 19       | 3/16/2020        | 3/31/2020     | 3/31/2020             | 7.5          | 3/31/2020    | 7.5   | 4/1/2020     | 8.5   | 3/31/2020    | 7.5   | 4/3/2020     | 10.5  | 4/3/2020     | 10.5  | 4/20/2020    | 27.5 |
| 20       | 4/1/2020         | 4/15/2020     | 4/15/2020             | 7.0          | 4/15/2020    | 7.0   | 4/16/2020    | 8.0   | 4/30/2020    | 22.0  | 4/17/2020    | 9.0   | 5/5/2020     | 27.0  | 5/20/2020    | 42.0 |
| 21       | 4/16/2020        | 4/30/2020     | 4/30/2020             | 7.0          | 4/30/2020    | 7.0   | 5/1/2020     | 8.0   | 4/30/2020    | 7.0   | 5/1/2020     | 8.0   | 5/5/2020     | 12.0  | 5/20/2020    | 27.0 |
| 22       | 5/1/2020         | 5/15/2020     | 5/15/2020             | 7.0          | 5/15/2020    | 7.0   | 5/18/2020    | 10.0  | 5/29/2020    | 21.0  | 5/15/2020    | 7.0   | 6/5/2020     | 28.0  | 6/19/2020    | 42.0 |
| 23       | 5/16/2020        | 5/31/2020     | 5/29/2020             | 5.5          | 5/29/2020    | 5.5   | 6/1/2020     | 8.5   | 5/29/2020    | 5.5   | 5/29/2020    | 5.5   | 6/5/2020     | 12.5  | 6/19/2020    | 26.5 |
| 24       | 6/1/2020         | 6/15/2020     | 6/15/2020             | 7.0          | 6/15/2020    | 7.0   | 6/16/2020    | 8.0   | 6/30/2020    | 22.0  | 6/19/2020    | 11.0  | 7/2/2020     | 24.0  | 7/20/2020    | 42.0 |
| 25       | 6/16/2020        | 6/30/2020     | 6/30/2020             | 7.0          | 6/30/2020    | 7.0   | 7/1/2020     | 8.0   | 6/30/2020    | 7.0   | 7/2/2020     | 9.0   | 7/2/2020     | 9.0   | 7/20/2020    | 27.0 |
| 26       | Total            |               |                       | 159.2        |              | 159.2 | 208.2        | 347.2 | 347.2        | 191.2 | 191.2        | 461.2 | 461.2        | 825.2 |              |      |
| 27       | Average          |               |                       | 6.63         |              | 6.63  | 8.68         | 14.47 | 14.47        | 7.97  | 7.97         | 19.22 | 19.22        | 34.38 |              |      |
| 28       |                  |               |                       |              |              |       |              |       |              |       |              |       |              |       |              |      |
| 29       |                  |               |                       |              |              |       |              |       |              |       |              |       |              |       |              |      |



**Southwestern Public Service Company  
Employee Deductions Leads  
12 Months Ended June 30, 2020**

| Line No. | Period Beginning | Period Ending | Employee Payment Date | Net Pay Lead | Group A      |       | Group B      |      | Group C      |      | Group D      |      | Group E      |      | Group F      |      |
|----------|------------------|---------------|-----------------------|--------------|--------------|-------|--------------|------|--------------|------|--------------|------|--------------|------|--------------|------|
|          |                  |               |                       |              | Payment Date | Lead  | Payment Date | Lead | Payment Date | Lead | Payment Date | Lead | Payment Date | Lead | Payment Date | Lead |
| 30       | Bi-weekly        |               |                       |              |              |       |              |      |              |      |              |      |              |      |              |      |
| 31       | 7/1/2019         | 7/14/2019     | 7/19/2019             | 11.5         | 7/19/2019    | 11.5  | 7/22/2019    | 14.5 | 7/31/2019    | 23.5 | 7/19/2019    | 11.5 | 8/5/2019     | 28.5 | 8/20/2019    | 43.5 |
| 32       | 7/15/2019        | 7/28/2019     | 8/2/2019              | 11.5         | 8/2/2019     | 11.5  | 8/5/2019     | 14.5 | 8/30/2019    | 39.5 | 8/2/2019     | 11.5 | 9/5/2019     | 45.5 | 9/20/2019    | 60.5 |
| 33       | 7/29/2019        | 8/11/2019     | 8/16/2019             | 11.5         | 8/16/2019    | 11.5  | 8/19/2019    | 14.5 | 8/30/2019    | 25.5 | 8/16/2019    | 11.5 | 9/5/2019     | 31.5 | 9/20/2019    | 46.5 |
| 34       | 8/12/2019        | 8/25/2019     | 8/30/2019             | 11.5         | 8/30/2019    | 11.5  | 9/3/2019     | 15.5 | 8/30/2019    | 11.5 | 8/30/2019    | 11.5 | 9/5/2019     | 17.5 | 9/20/2019    | 32.5 |
| 35       | 8/26/2019        | 9/8/2019      | 9/13/2019             | 11.5         | 9/13/2019    | 11.5  | 9/14/2019    | 12.5 | 9/30/2019    | 28.5 | 9/13/2019    | 11.5 | 10/4/2019    | 32.5 | 10/18/2019   | 46.5 |
| 36       | 9/9/2019         | 9/22/2019     | 9/27/2019             | 11.5         | 9/27/2019    | 11.5  | 9/30/2019    | 14.5 | 9/30/2019    | 14.5 | 9/27/2019    | 11.5 | 10/4/2019    | 18.5 | 10/18/2019   | 32.5 |
| 37       | 9/23/2019        | 10/6/2019     | 10/11/2019            | 11.5         | 10/11/2019   | 11.5  | 10/15/2019   | 15.5 | 10/31/2019   | 31.5 | 10/11/2019   | 11.5 | 11/5/2019    | 36.5 | 11/20/2019   | 51.5 |
| 38       | 10/7/2019        | 10/20/2019    | 10/25/2019            | 11.5         | 10/25/2019   | 11.5  | 10/28/2019   | 14.5 | 10/31/2019   | 17.5 | 10/25/2019   | 11.5 | 11/5/2019    | 22.5 | 11/20/2019   | 37.5 |
| 39       | 10/21/2019       | 11/3/2019     | 11/8/2019             | 11.5         | 11/8/2019    | 11.5  | 11/11/2019   | 14.5 | 11/29/2019   | 32.5 | 11/8/2019    | 11.5 | 12/5/2019    | 38.5 | 12/20/2019   | 53.5 |
| 40       | 11/4/2019        | 11/17/2019    | 11/22/2019            | 11.5         | 11/22/2019   | 11.5  | 11/25/2019   | 14.5 | 11/29/2019   | 18.5 | 11/22/2019   | 11.5 | 12/5/2019    | 24.5 | 12/20/2019   | 39.5 |
| 41       | 11/18/2019       | 12/1/2019     | 12/6/2019             | 11.5         | 12/6/2019    | 11.5  | 12/9/2019    | 14.5 | 12/31/2019   | 36.5 | 12/6/2019    | 11.5 | 1/3/2020     | 39.5 | 1/17/2020    | 53.5 |
| 42       | 12/2/2019        | 12/15/2019    | 12/20/2019            | 11.6         | 12/20/2019   | 11.6  | 12/23/2019   | 14.6 | 12/31/2019   | 22.6 | 12/20/2019   | 11.6 | 1/3/2020     | 25.6 | 1/17/2020    | 39.6 |
| 43       | 12/16/2019       | 1/1/2020      | 1/3/2020              | 10.0         | 1/3/2020     | 10.0  | 1/6/2020     | 13.0 | 1/31/2020    | 38.0 | 1/3/2020     | 10.0 | 2/5/2020     | 43.0 | 2/20/2020    | 58.0 |
| 44       | 12/30/2019       | 1/12/2020     | 1/17/2020             | 11.5         | 1/17/2020    | 11.5  | 1/20/2020    | 14.5 | 1/31/2020    | 25.5 | 1/17/2020    | 11.5 | 2/5/2020     | 30.5 | 2/20/2020    | 45.5 |
| 45       | 1/13/2020        | 1/26/2020     | 1/31/2020             | 11.5         | 1/31/2020    | 11.5  | 2/3/2020     | 14.5 | 1/31/2020    | 11.5 | 1/31/2020    | 11.5 | 2/5/2020     | 16.5 | 2/20/2020    | 31.5 |
| 46       | 1/27/2020        | 2/9/2020      | 2/14/2020             | 11.5         | 2/14/2020    | 11.5  | 2/18/2020    | 15.5 | 2/28/2020    | 25.5 | 2/14/2020    | 11.5 | 3/5/2020     | 31.5 | 3/20/2020    | 46.5 |
| 47       | 2/10/2020        | 2/23/2020     | 2/28/2020             | 11.5         | 2/28/2020    | 11.5  | 3/2/2020     | 14.5 | 2/28/2020    | 11.5 | 2/28/2020    | 11.5 | 3/5/2020     | 17.5 | 3/20/2020    | 32.5 |
| 48       | 2/24/2020        | 3/8/2020      | 3/13/2020             | 11.5         | 3/13/2020    | 11.5  | 3/16/2020    | 14.5 | 3/31/2020    | 29.5 | 3/13/2020    | 11.5 | 4/3/2020     | 32.5 | 4/20/2020    | 49.5 |
| 49       | 3/9/2020         | 3/22/2020     | 3/27/2020             | 11.5         | 3/27/2020    | 11.5  | 3/30/2020    | 14.5 | 3/31/2020    | 15.5 | 3/27/2020    | 11.5 | 4/3/2020     | 18.5 | 4/20/2020    | 35.5 |
| 50       | 3/23/2020        | 4/5/2020      | 4/9/2020              | 10.5         | 4/9/2020     | 10.5  | 4/10/2020    | 11.5 | 4/30/2020    | 31.5 | 4/10/2020    | 11.5 | 5/5/2020     | 36.5 | 5/20/2020    | 51.5 |
| 51       | 4/6/2020         | 4/19/2020     | 4/24/2020             | 11.5         | 4/24/2020    | 11.5  | 4/27/2020    | 14.5 | 4/30/2020    | 17.5 | 4/24/2020    | 11.5 | 5/5/2020     | 22.5 | 5/20/2020    | 37.5 |
| 52       | 4/20/2020        | 5/3/2020      | 5/8/2020              | 11.5         | 5/8/2020     | 11.5  | 5/11/2020    | 14.5 | 5/29/2020    | 32.5 | 5/8/2020     | 11.5 | 6/5/2020     | 39.5 | 6/19/2020    | 53.5 |
| 53       | 5/4/2020         | 5/17/2020     | 5/22/2020             | 11.5         | 5/22/2020    | 11.5  | 5/26/2020    | 15.5 | 5/29/2020    | 18.5 | 5/22/2020    | 11.5 | 6/5/2020     | 25.5 | 6/19/2020    | 39.5 |
| 54       | 5/18/2020        | 5/31/2020     | 6/5/2020              | 11.5         | 6/5/2020     | 11.5  | 6/8/2020     | 14.5 | 6/30/2020    | 36.5 | 6/5/2020     | 11.5 | 7/2/2020     | 38.5 | 7/20/2020    | 56.5 |
| 55       | 6/1/2020         | 6/14/2020     | 6/19/2020             | 11.5         | 6/19/2020    | 11.5  | 6/22/2020    | 14.5 | 6/30/2020    | 22.5 | 6/19/2020    | 11.5 | 7/2/2020     | 24.5 | 7/20/2020    | 42.5 |
| 56       | 6/15/2020        | 6/28/2020     | 7/2/2020              | 10.5         | 7/2/2020     | 10.5  | 7/6/2020     | 14.5 | 7/31/2020    | 39.5 | 7/2/2020     | 10.5 | 8/5/2020     | 44.5 | 8/20/2020    | 59.5 |
| 57       | N/A              | N/A           | N/A                   |              |              |       |              |      |              |      |              |      |              |      |              |      |
| 58       | Total            |               |                       | 295.7        |              | 295.7 | 374.7        |      | 657.7        |      | 296.7        |      | 782.7        |      | 1,176.7      |      |
| 59       | Average Lead     |               |                       | 11.37        |              | 11.37 | 14.41        |      | 25.30        |      | 11.41        |      | 30.10        |      | 45.26        |      |

**Southwestern Public Service Company**  
**Payroll Deductions Groups**  
**12 Months Ended June 30, 2020**

| Item Number   | Deduction Code | Deduction Description                      | Pay Group |
|---|----------------|--|-----------|
| <b>Group A</b> Paid on pay day                                      |                |  |           |
| 2   | ADVCK          | Advance Check                              | A         |
| 13  | DPSUR          | Employed DP Surcharge                      | A         |
| 18  | HSA1           | Health Savings Account                     | A         |
| 25  | REISSU         | Reissued Check                             | A         |
| 34  | SPSUR          | Employed Spouse Surcharge                  | A         |
| 37  | TOBSUA         | Tobacco Surcharge After-Tax                | A         |
| 38  | TOBSUP         | Tobacco Surcharge Pre-Tax                  | A         |
| 39  | UN0602         | IBEW LOCAL 602                             | A         |
| <br>  |                |  |           |
| <b>Group B</b> Paid on first business day after pay day             |                |  |           |
| 1   | 401            | 401(k)                                     | B         |
| 6   | DCBASE         | Def Comp Base Deferral                     | B         |
| 14  | EILOAN         | Employee Investment Plan Union Loan Paymer | B         |
| 26  | ROTH           | ROTH 401K                                  | B         |
| 27  | ROTHCU         | Roth 401k Catch Up                         | B         |
| 28  | RSLOAN         | Retirement Svgs Loan                       | B         |
| <br>  |                |  |           |
| <b>Group C</b> Paid on or before last business day of current month |                |  |           |
| 3   | AUTO           | MetPay Auto Insurance                      | C         |
| 4   | CHADD          | Child AD/D                                 | C         |
| 5   | DADD           | SPS Spouse AD/D                            | C         |
| 7   | DCEA           | Dependent Care Ex Acct                     | C         |
| 8   | DENTAL         | Dental Insurance                           | C         |
| 9   | DEPLIF         | Dependent Life Ins                         | C         |
| 10  | DISAFT         | Disability Ins                             | C         |
| 11  | DISPRE         | Disability Ins                             | C         |
| 12  | DPLIFE         | Domestic Partner Life                      | C         |
| 15  | EXPRKP         | Executive Parking Pre-Tax                  | C         |
| 17  | HCEA           | Health Care Exp Acct                       | C         |
| 19  | MED            | Medical Insurance                          | C         |
| 24  | PIPAC          | POLITICAL INT - PAC                        | C         |
| 29  | SCOPE          | SCOPE                                      | C         |
| 30  | SLIFE          | Life Insurance                             | C         |
| 31  | SPADD          | Spouse AD/D                                | C         |
| 32  | SPLIFE         | SPOUSE LIFE                                | C         |
| 33  | SPSADD         | SPS Supplemental ADD/D                     | C         |
| 35  | SUPADB         | Supplemental AD/B                          | C         |

**Southwestern Public Service Company**  
**Payroll Deductions Groups**  
**12 Months Ended June 30, 2020**

| Item Number    | Deduction Code                             | Deduction Description          | Pay Group |
|----------------|--|--------------------------------|-----------|
| 36             | SUPLIF                                     | Supplemental Life              | C         |
| <b>Group D</b> | Paid Friday or last business day that week |                                |           |
| 16             | GARNSH                                     | Garnishment                    | D         |
| <b>Group E</b> | Paid by the 5th of following month         |                                |           |
| 23             | PGOVA                                      | PAC-Governor's Club A          | E         |
| 42             | VISION                                     | VISION                         | E         |
| <b>Group F</b> | Paid by the 20th of following month        |                                |           |
| 20             | MG1  | Matching Gifts One Time Ded    | F         |
| 21             | MG2  | Matching Gifts Recurring Ded   | F         |
| 22             | MG3  | Matching Gifts Hi Edu One Time | F         |
| 40             | UW1  | United Way One Time Deduction  | F         |
| 41             | UW2  | United Way Recurring Deduction | F         |

**Southwestern Public Service Company  
Payroll Deduction Descriptions  
12 Months Ended June 30, 2020**

| Item Number | Deduction Code | Payroll Description    | Description | Short Desc    | Payment Description  | Payment Date   | Payment Group |
|-------------|----------------|------------------------|-------------|---------------|--|--|---------------|
| 1           | 401            | 401(k)                 |             | 401k          | Payment is made to vendor on first business day after pay day.   | First business day after pay day   | B             |
| 2           | ADVCK          | Advance Check          |             | ADV CHECK     | This represents the repayment of employee advances. They are credited to the advanced check account.   | Applicable payroll date  | A             |
| 3           | AUTO           | MetPay Auto Insurance  |             | Met Life Auto | Amounts applicable to payrolls are paid at the end of the month  | End of each calendar month   | C             |
| 4           | CHADD          | Child AD/D             |             | CH AD/D       | Deductions are deposited into an account on a monthly basis. This same account is used to record vendor payments   | Payment made on last working day of the month for that month. Deductions taken in the current month are credited to the appropriate account on the last business day of the month. | C             |
| 5           | DADD           | SPS Spouse AD/D        |             | DADD          | Payment is made to the vendor each month based on the coverage level as of the first of the month. Payment is made within 30 days from the first of the month. Deductions are deposited into an account. This same account is used to record the vendor payment. | Payment made on last working day of the month for that month. Deductions taken in the current month are credited to the appropriate account on the last business day of the month. | C             |
| 6           | DCBASE         | Def Comp Base Deferral |             | DC Base       | Deferrals are reported to vendor each paycycle (Biweekly & Semi Monthly) Vendor then posts deferrals to participants accounts and tracked using phantom accounting. The liability is tracked through Employee Tax & Accounting.                                  | The trade date of the DC Base deferrals & 401(k) contributions are the same for each pay cycle.  | B             |
| 7           | DCEA           | Dependent Care ExAcct  |             | DCEA          | Payment is made to the vendor on a monthly basis for reimbursements that were made for that month. Deductions are deposited into an account monthly. The same account is used to record the payment to the vendor.   | Payment is made to the vendor monthly.   | C             |
| 8           | DENTAL         | Dental Insurance       |             | Dental        | Payment is made to the vendor on a weekly basis for claims and administrative services. Deductions are deposited into account that is used to pay vendor at the end of each month.   | Payment is made to the vendor each Wednesday. Deductions taken in the current month are credited to the appropriate account on the last business day of the month.                 | C             |
| 9           | DEPLIF         | Dependent Life Ins     |             | Dep Life      | Payment is made to the vendor each month based on the coverage level as of the first of the month. Payment is made within 30 days from the first of the month. Deductions are deposited into account that is used to pay vendor at the end of each month.        | Payment made on last working day of the month for that month. Deductions taken in the current month are credited to the appropriate account on the last business day of the month. | C             |
| 10          | DISAFT         | Disability Ins         |             | Disab-Aft     | Deductions are deposited into an account at the end of each month where future payment of disability benefits will be paid.  | Deductions taken in the current month are credited to the appropriate account on the last business day of the month.   | C             |
| 11          | DISPRE         | Disability Ins         |             | Disab-Pre     | Deductions are deposited into an account at the end of each month where future payment of disability benefits will be paid.  | Deductions taken in the current month are credited to the appropriate account on the last business day of the month.   | C             |
| 12          | DPLIFE         | Domestic Partner Life  |             | DPLIFE        | Same as SLIFE  | Same as SLIFE  | C             |

Southwestern Public Service Company  
Payroll Deduction Descriptions  
12 Months Ended June 30, 2020

| Item Number | Deduction Code | Payroll Description                         | Short Desc    | Payment Description   | Payment Date   | Payment Group |
|-------------|----------------|---|---------------|---|--|---------------|
| 13          | DPSUR          | Employed DP Surcharge                       |               | Surcharges for a domestic partner or spouse that is employed and has access to medical coverage through their employer but chooses to be covered under Xcel's medical coverage.   | These are company surcharges and would not be remitted to any institution.   | A             |
| 14          | EILOAN         | Employee Investment Plan Union Loan Payment | EILOAN        | 401(k) Loan repayments are sent to the vendor each pay cycle (Biweekly & Semi Monthly) accompanying the 401(k) contributions for the same pay cycle.  | 401(k) loan repayments are credited to participants accounts as soon as administratively possible to the pay cycles paydate.   | B             |
| 15          | EXPRKP         | Executive Parking Pre-Tax                   | ExecPrkPre    | During last four days of the previous month, payment is reconciled for a month. Once reconciled   | Within 30 days of reconciliation   | C             |
| 16          | GARNSH         | Garnishment                                 | All Payee     | Amounts are paid at the end of the week (Friday or last working day) for all payrolls paid that week.   | Use payment description.   | D             |
| 17          | HCEA           | Health Care Exp Acct                        | HCEA          | Payment is made to the vendor on a bi-weekly basis for reimbursements they have made during that time period. Deductions are deposited into account that is used to pay vendor at the end of each month.  | Payment dates vary each month depending on when vendor sends file; typically around the 14th and 28th of the month. Deductions taken in the current month are credited to the appropriate account on the last business day of the month. | C             |
| 18          | HSA1           | Health Savings Account                      | HSA           | Employee requested health savings account payroll deduction   | Applicable payroll date  | A             |
| 19          | MED            | Medical Insurance                           | Medical       | Payment is made to the vendor on a weekly basis for claims and administrative services. Deductions are deposited into account that is used to pay vendor at the end of each month.  | Payment is made to the vendor each Wednesday. Deductions taken in the current month are credited to the appropriate account on the last business day of the month.   | C             |
| 20          | MG1            | Matching Gifts One Time Ded                 | Match Gift    | Company-matched contribution to a qualified 501(c)3 nonprofit organization.   | Remitted once per month.   | F             |
| 21          | MG2            | Matching Gifts Recurring Ded                | Match Gift    | Company-matched contribution to a qualified 501(c)3 nonprofit organization.   | Remitted once per month.   | F             |
| 22          | MG3            | Matching Gifts HI Edu One Time              | Match Gift    | Company-matched contribution to a higher education organization.  | Remitted once per month.   | F             |
| 23          | PGOVA          | PAC-Governor's Club A                       | PAC Gov       | Payroll deduction to PAC for non bargaining employees   | End of each calendar month; no later than the 5th of the following month.  | C             |
| 24          | PIPAC          | POLITICAL INT - PAC                         | Fed PAC       | Payroll deduction for PAC for non bargaining employees  | End of each calendar month   | C             |
| 25          | REISSU         | Reissued Check                              | Check Reissue | Used when an ACH is rejected back to Wells Fargo. A check is reissued to the employee for the ACH rejected dollar amount.   | Pay day  | A             |
| 26          | ROTH           | ROTH 401K                                   | Roth 401k     | Same as 401K  | Same as 401K   | B             |
| 27          | ROTHCU         | Roth 401k Catch Up                          | Roth 401CU    | Same as 401K  | Same as 401K   | B             |
| 28          | RSLWAN         | Retirement Svgs Loan                        | RSP Loan      | Related to 401k   | Same pay day as 401K.  | B             |
| 29          | SCOPE          | SCOPE                                       | Fed/State PAC |   | End of each calendar month   | C             |
| 30          | SLIFE          | Life Insurance                              | AddLPr        | Payment is made to the vendor each month based on the coverage level as of the first of the month. Payment is made within 30 days from the first of the month. Deductions are deposited into account that is used to pay vendor at the end of each month. | Payment made on last working day of the month for that month. Deductions taken in the current month are credited to the appropriate account on the last business day of the month.   | C             |

Southwestern Public Service Company  
Payroll Deduction Descriptions  
12 Months Ended June 30, 2020

| Item Number | Deduction Code | Payroll Description            | Description | Short Desc   | Payment Description  | Payment Date  | Payment Group |
|-------------|----------------|--------------------------------|-------------|--------------|--|---|---------------|
| 31          | SPADD          | Spouse AD/D                    |             | SP AD/D      | Payment is made to the vendor each month based on the coverage level as of the first of the month. Payment is made within 30 days from the first of the month. Deductions are deposited into account that is used to pay vendor at the end of each month.        | Payment made on last working day of the month for that month. Deductions taken in the current month are credited to the appropriate account on the last business day of the month.    | C             |
| 32          | SPLIFE         | SPOUSE LIFE                    |             | SPOUSELIFE   | Payment is made to the vendor each month based on the coverage level as of the first of the month. Payment is made within 30 days from the first of the month. Deductions are deposited into account that is used to pay vendor at the end of each month.        | Payment made on last working day of the month for that month. Deductions taken in the current month are credited to the appropriate account on the last business day of the month.    | C             |
| 33          | SPSADD         | SPS Supplemental ADD/D         |             | SPSADD       | Payment is made to the vendor each month based on the coverage level as of the first of the month. Payment is made within 30 days from the first of the month. Deductions are deposited into an account. This same account is used to record the vendor payment. | Payment made on last working day of the month for that month. Deductions taken in the current month are credited to the appropriate account on the last business day of the month.    | C             |
| 34          | SPSUR          | Employed Spouse Surcharge      |             | EmployedSC   | Surcharges for a domestic partner or spouse that is employed and has access to medical coverage through their employer but chooses to be covered under Xcel's medical coverage.  | These are company surcharges and would not be remitted to any institution.  | A             |
| 35          | SUPADB         | Supplemental AD/B              |             | SupADB       | Payment is made to the vendor each month based on the coverage level as of the first of the month. Payment is made within 30 days from the first of the month. Deductions are deposited into account that is used to pay vendor at the end of each month.        | Payment made on last working day of the month for that month. Deductions taken in the current month are credited to the appropriate account on the last business day of the month.    | C             |
| 36          | SUPLIF         | Supplemental Life              |             | Met Life Ins | Payroll deduction for Met Life supplemental life insurance   | End of each calendar month  | C             |
| 37          | TOBSUA         | Tobacco Surcharge After-Tax    |             | TobaccoSur   | Employee supplemental life insurance surcharge of \$50 monthly per tobacco user.   | These are company surcharges and would not be remitted to any institution.  | A             |
| 38          | TOBSUP         | Tobacco Surcharge Pre-Tax      |             | TobaccoSur   | Same as TOBSUA.  | Pay day   | A             |
| 39          | UN0602         | IBEW LOCAL 602                 |             | UNION DUES   | For Southwestern Public Service Company bargaining employees. Union dues are withheld from the 1st biweekly payroll of the month. An ACH request is sent to Accounts Payable for funding due to IBEW - Local 602 on the biweekly pay date.                       |   | A             |
| 40          | UW1            | United Way One Time Deduction  |             | United Way   | Deduction reports are produced after the last semi monthly payroll of the month has been calculated. The report includes deductions for the payrolls paid in the calendar month. Payment is generally made the first week of the following month.                | By 20th of following month  | F             |
| 41          | UW2            | United Way Recurring Deduction |             | United Way   | Same as United Way   | By 20th of following month  | F             |
| 42          | VISION         | VISION                         |             | Vision       | Payment is made to the vendor on a weekly basis for claims and administrative services. Deductions are deposited into account that is used to pay vendor at the end of each month.   | Payment is made to the vendor the 5th business day of the month. Deductions taken in the current month are credited to the appropriate account on the last business day of the month. | E             |

**Southwestern Public Service Company  
Net Payroll Lead Detail - Incentive Payroll  
12 Months Ended June 30, 2020**

| Line No. | Period Beginning          | Period Ending | Days of Service | Midpoint Date | Midpoint Days | Electronic Payment Date | Electronic Lead | Electronic Net Pay | Electronic Dollar Days | Paper Lead | Paper Net Pay | Paper Dollar Days | Paper Check Net Pay | Paper Check Dollar Days | Weighted Lead | Total Net Pay | Total Dollar Days |                |
|----------|---------------------------|---------------|-----------------|---------------|---------------|-------------------------|-----------------|--------------------|------------------------|------------|---------------|-------------------|---------------------|-------------------------|---------------|---------------|-------------------|----------------|
| 1        | <b>Semi-monthly</b>       |               |                 |               |               |                         |                 |                    |                        |            |               |                   |                     |                         |               |               |                   |                |
| 2        | 1/1/2019                  | 12/31/2019    | 365.0           | 7/2/19 12:00  | 182.5         | 2/21/2020               | 234.00          | 64,925.31          | 15,192,522.54          | 0.00       | 0.00          | 0.00              | 0.00                | 0.00                    | 234.00        | 64,925.31     | 15,192,522.54     |                |
| 4        | 1/1/2019                  | 12/31/2019    | 365.0           | 7/2/19 12:00  | 182.5         | 3/6/2020                | 248.00          | 1,580,595.63       | 391,987,716.24         | 284.30     | 40,096.88     | 11,401,411.00     | 0.00                | 0.00                    | 248.90        | 1,620,692.51  | 403,389,127.24    |                |
| 5        |                           |               |                 |               |               |                         |                 |                    |                        |            |               |                   |                     |                         |               |               |                   |                |
| 6        |                           |               |                 |               |               |                         |                 |                    |                        |            |               |                   |                     |                         |               |               |                   |                |
| 7        | <b>Bi-weekly</b>          |               |                 |               |               |                         |                 |                    |                        |            |               |                   |                     |                         |               |               |                   |                |
| 8        | 1/1/2019                  | 12/31/2019    | 365.0           | 7/2/19 12:00  | 182.5         | 3/6/2020                | 248.00          | 3,746.14           | 929,042.72             | 0.00       | 0.00          | 0.00              | 0.00                | 0.00                    | 248.00        | 3,746.14      | 929,042.72        |                |
| 9        |                           |               |                 |               |               |                         |                 |                    |                        |            |               |                   |                     |                         |               |               |                   |                |
| 10       |                           |               |                 |               |               |                         |                 |                    |                        |            |               |                   |                     |                         |               |               |                   |                |
| 11       |                           |               |                 |               |               |                         |                 |                    |                        |            |               |                   |                     |                         |               |               |                   |                |
| 12       | Total - Incentive Payroll |               |                 |               |               |                         |                 |                    |                        |            |               |                   |                     |                         |               |               |                   |                |
| 13       |                           |               |                 |               |               |                         |                 |                    |                        |            |               |                   |                     |                         |               |               |                   |                |
| 14       | Average Lead              |               |                 |               |               |                         |                 |                    |                        |            |               |                   |                     |                         |               |               |                   |                |
|          |                           |               |                 |               |               |                         |                 |                    |                        |            |               |                   |                     |                         |               | 248.32        | 1,689,363.96      | 419,510,692.50 |

**Southwestern Public Service Company  
Payroll Deductions - Incentive  
12 Months Ended June 30, 2020**

| Line No. | Period Beginning         | Period Ending | Employee Pay Date | Days of Service | Midpoint Date | Group B            |           |           | Group A           |           |         | Group D             |               |           | Total     |             |             |               |      |
|----------|--------------------------|---------------|-------------------|-----------------|---------------|--------------------|-----------|-----------|-------------------|-----------|---------|---------------------|---------------|-----------|-----------|-------------|-------------|---------------|------|
|          |                          |               |                   |                 |               | DCINC Payment Date | Lead Days | DCINC \$  | HSA1 Payment Date | Lead Days | HSA1 \$ | GARNSH Payment Date | Lead Days     | GARNSH \$ | Lead Days | Dollar Days | Dollar Days | Dollar Days   |      |
| 1        | Incentive                |               |                   |                 |               |                    |           |           |                   |           |         |                     |               |           |           |             |             |               |      |
| 2        | Semi-monthly             |               |                   |                 |               |                    |           |           |                   |           |         |                     |               |           |           |             |             |               |      |
| 3        | 1/1/2019                 | 12/31/2019    | 2/21/2020         | 365.0           | 182.5         | 7/2/19 12:00       | 2/24/2020 | 237.0     | 0.00              | 2/21/2020 | 234.0   | 0.00                | 2/21/2020     | 234.0     | 0.00      | 0.00        | 0.00        | 0.00          |      |
| 4        | 1/1/2019                 | 12/31/2019    | 2/24/2020         | 365.0           | 182.5         | 7/2/19 12:00       | 2/25/2020 | 238.0     | 0.00              | 2/24/2020 | 237.0   | 0.00                | 2/28/2020     | 241.0     | 0.00      | 0.00        | 0.00        | 0.00          | 0.00 |
| 5        | 1/1/2019                 | 12/31/2019    | 3/6/2020          | 365.0           | 182.5         | 7/2/19 12:00       | 3/9/2020  | 251.0     | 14,758.10         | 3/6/2020  | 248.0   | 184,300.36          | 3/6/2020      | 248.0     | 1,718.16  | 426,103.68  | 200,776.62  | 49,836,876.06 |      |
| 6        |                          |               |                   |                 |               |                    |           |           |                   |           |         |                     |               |           |           |             |             |               |      |
| 7        | Total Semi-monthly       |               |                   |                 |               |                    | 251.0     | 14,758.10 | 3,704,283.10      |           | 248.0   | 184,300.36          | 45,706,489.28 | 248.0     | 1,718.16  | 426,103.68  | 200,776.62  | 49,836,876.06 |      |
| 8        |                          |               |                   |                 |               |                    |           |           |                   |           |         |                     |               |           |           |             |             |               |      |
| 9        | Bi-weekly                |               |                   |                 |               |                    |           |           |                   |           |         |                     |               |           |           |             |             |               |      |
| 10       | 1/1/2019                 | 12/31/2019    | 3/6/2020          | 365.0           | 182.5         | 7/2/19 12:00       | 3/9/2020  | 251.0     | 0.00              | 3/6/2020  | 248.0   | 0.00                | 3/6/2020      | 248.0     | 0.00      | 0.00        | 0.00        | 0.00          | 0.00 |
| 11       |                          |               |                   |                 |               |                    |           |           |                   |           |         |                     |               |           |           |             |             |               |      |
| 12       |                          |               |                   |                 |               |                    |           |           |                   |           |         |                     |               |           |           |             |             |               |      |
| 13       | Total Incentive Payrolls |               |                   |                 |               |                    | 251.0     | 14,758.10 | 3,704,283.10      |           | 248.0   | 184,300.36          | 45,706,489.28 | 248.0     | 1,718.16  | 426,103.68  | 200,776.62  | 49,836,876.06 |      |

(1) DCINC Def Comp Incentive Deferral Payment is made to vendor on first business day after pay day.  
(2) HSA1 Health Savings Account Paid on pay day  
(3) GARNSH Garnishment Paid Friday or last business day that week



**Southwestern Public Service Company  
FICA Withholdings and Federal Tax Withholding Leads - Incentive Payroll  
12 Months Ended June 30, 2020**

| Line No. | Period Beginning                    | Period Ending | Days of Service | Midpoint Days | Midpoint Date | Payment Date | Lead Days | FED OASD/IEE \$ | FED MED/EE \$ | FICA & Med Withheld \$ | Dollar Days \$ | FED Withholding \$ | Dollar Days \$ |  |
|----------|-------------------------------------|---------------|-----------------|---------------|---------------|--------------|-----------|-----------------|---------------|------------------------|----------------|--------------------|----------------|--|
| 1        | Semi-monthly                        |               |                 |               |               |              |           |                 |               |                        |                |                    |                |  |
| 2        | 1/1/2019                            | 12/31/2019    | 365.0           | 182.5         | 7/2/19 12:00  | 2/24/2020    | 237.0     | 6,262.64        | 17,760.30     | 24,022.94              | 5,693,436.78   | 119,679.67         | 28,364,081.79  |  |
| 4        | 1/1/2019                            | 12/31/2019    | 365.0           | 182.5         | 7/2/19 12:00  | 2/25/2020    | 238.0     | 45,013.09       | 11,002.43     | 56,015.52              | 13,331,693.76  | 166,933.34         | 39,730,134.92  |  |
| 4        | 1/1/2019                            | 12/31/2019    | 365.0           | 182.5         | 7/2/19 12:00  | 3/9/2020     | 251.0     | 131,629.30      | 33,993.65     | 165,622.95             | 41,571,360.45  | 508,115.20         | 127,536,915.20 |  |
| 5        |                                     |               |                 |               |               |              |           |                 |               |                        |                |                    |                |  |
| 6        | Average Lead Days - FICA            |               |                 |               |               |              |           |                 |               |                        |                |                    |                |  |
| 7        | Average Lead Days - FED Withholding |               |                 |               |               |              |           |                 |               |                        |                |                    |                |  |
| 8        | Average Lead Days - FED Withholding |               |                 |               |               |              |           |                 |               |                        |                |                    |                |  |
| 9        |                                     |               |                 |               |               |              |           |                 |               |                        |                |                    |                |  |
| 10       | Bi-Weekly                           |               |                 |               |               |              |           |                 |               |                        |                |                    |                |  |
| 11       | 1/1/2019                            | 12/31/2019    | 365.0           | 182.5         | 7/2/19 12:00  | 3/9/2020     | 251.0     | 330.15          | 77.21         | 407.36                 | 102,247.36     | 1,171.50           | 294,046.50     |  |
| 12       |                                     |               |                 |               |               |              |           |                 |               |                        |                |                    |                |  |
| 13       | Average Lead Days - FICA            |               |                 |               |               |              |           |                 |               |                        |                |                    |                |  |
| 14       | Average Lead Days - FED Withholding |               |                 |               |               |              |           |                 |               |                        |                |                    |                |  |
| 15       |                                     |               |                 |               |               |              |           |                 |               |                        |                |                    |                |  |
| 16       | Totals                              |               |                 |               |               |              |           |                 |               |                        |                |                    |                |  |
| 17       |                                     |               |                 |               |               |              |           |                 |               |                        |                |                    |                |  |
| 18       |                                     |               |                 |               |               |              |           |                 |               |                        |                |                    |                |  |
| 19       |                                     |               |                 |               |               |              |           |                 |               |                        |                |                    |                |  |
| 20       | Average Lead Days - FICA            |               |                 |               |               |              |           |                 |               |                        |                |                    |                |  |
| 21       | Average Lead Days - FED Withholding |               |                 |               |               |              |           |                 |               |                        |                |                    |                |  |

Southwestern Public Service Company  
State Tax Withholding Leads - Incentive Payroll  
12 Months Ended June 30, 2020

| Line No. | Period Beginning                    | Period Ending | Days of Service | Midpoint Days | Midpoint Date | Payment Date | Lead Days | State Tax Deposit \$ | Dollar Days \$ |
|----------|-------------------------------------|---------------|-----------------|---------------|---------------|--------------|-----------|----------------------|----------------|
| 1        | State                               |               |                 |               |               |              |           |                      |                |
| 2        | New Mexico                          |               |                 |               |               |              |           |                      |                |
| 3        | Semi-monthly                        |               |                 |               |               |              |           |                      |                |
| 4        | 1/1/2019                            | 12/31/2019    | 365.0           | 182.5         | 7/2/19 12:00  | 3/25/2020    | 267.00    | 0.00                 | 0.00           |
| 5        | 1/1/2019                            | 12/31/2019    | 365.0           | 182.5         | 7/2/19 12:00  | 3/25/2020    | 267.00    | 2,759.64             | 736,823.88     |
| 6        | 1/1/2019                            | 12/31/2019    | 365.0           | 182.5         | 7/2/19 12:00  | 4/24/2020    | 297.00    | 17,430.70            | 5,176,917.90   |
| 7        | 20,190.34 5,913,741.78              |               |                 |               |               |              |           |                      |                |
| 8        | Bi-Weekly                           |               |                 |               |               |              |           |                      |                |
| 9        | 1/1/2019                            | 12/31/2019    | 365.0           | 182.5         | 7/2/19 12:00  | 4/24/2020    | 297.00    | 0.00                 | 0.00           |
| 10       |                                     |               |                 |               |               |              |           |                      |                |
| 11       | Total 292.90 20,190.34 5,913,741.78 |               |                 |               |               |              |           |                      |                |
| 12       |                                     |               |                 |               |               |              |           |                      |                |
| 13       | Colorado                            |               |                 |               |               |              |           |                      |                |
| 14       | Semi-monthly                        |               |                 |               |               |              |           |                      |                |
| 15       | 1/1/2019                            | 12/31/2019    | 365.0           | 182.5         | 7/2/19 12:00  | 3/13/2020    | 255.00    | 116.00               | 29,580.00      |
| 16       | 1/1/2019                            | 12/31/2019    | 365.0           | 182.5         | 7/2/19 12:00  | 3/13/2020    | 255.00    | 0.00                 | 0.00           |
| 17       | 1/1/2019                            | 12/31/2019    | 365.0           | 182.5         | 7/2/19 12:00  | 4/15/2020    | 288.00    | 0.00                 | 0.00           |
| 18       | 116.00 29,580.00                    |               |                 |               |               |              |           |                      |                |
| 19       | Bi-Weekly                           |               |                 |               |               |              |           |                      |                |
| 20       | 1/1/2019                            | 12/31/2019    | 365.0           | 182.5         | 7/2/19 12:00  | 4/15/2020    | 288.00    | 0.00                 | 0.00           |
| 21       |                                     |               |                 |               |               |              |           |                      |                |
| 22       | Total 255.00 116.00 29,580.00       |               |                 |               |               |              |           |                      |                |
| 23       |                                     |               |                 |               |               |              |           |                      |                |
| 24       | Michigan                            |               |                 |               |               |              |           |                      |                |
| 25       | Semi-monthly                        |               |                 |               |               |              |           |                      |                |
| 26       | 1/1/2019                            | 12/31/2019    | 365.0           | 182.5         | 7/2/19 12:00  | 4/20/2020    | 293.00    | 0.00                 | 0.00           |
| 27       | 1/1/2019                            | 12/31/2019    | 365.0           | 182.5         | 7/2/19 12:00  | 4/20/2020    | 293.00    | 0.00                 | 0.00           |
| 28       | 1/1/2019                            | 12/31/2019    | 365.0           | 182.5         | 7/2/19 12:00  | 4/20/2020    | 293.00    | 369.88               | 108,374.84     |
| 29       | 369.88 108,374.84                   |               |                 |               |               |              |           |                      |                |
| 30       | Bi-Weekly                           |               |                 |               |               |              |           |                      |                |
| 31       | 1/1/2019                            | 12/31/2019    | 365.0           | 182.5         | 7/2/19 12:00  | 4/20/2020    | 293.00    | 0.00                 | 0.00           |
| 32       |                                     |               |                 |               |               |              |           |                      |                |
| 33       | Total 293.00 369.88 108,374.84      |               |                 |               |               |              |           |                      |                |

Southwestern Public Service Company  
State Tax Withholding Leads - Incentive Payroll  
12 Months Ended June 30, 2020

| Line No. | Period Beginning | Period Ending | Days of Service | Midpoint Days | Midpoint Date | Payment Date | Lead Days | State Tax Deposit \$ | Dollar Days \$ |
|----------|------------------|---------------|-----------------|---------------|---------------|--------------|-----------|----------------------|----------------|
| 1        | Minnesota        |               |                 |               |               |              |           |                      |                |
| 2        | Semi-monthly     |               |                 |               |               |              |           |                      |                |
| 3        | 1/1/2019         | 12/31/2019    | 365.0           | 182.5         | 7/2/19 12:00  | 3/13/2020    | 255.00    | 1,283.88             | 327,389.40     |
| 4        | 1/1/2019         | 12/31/2019    | 365.0           | 182.5         | 7/2/19 12:00  | 3/13/2020    | 255.00    | 177.84               | 45,349.20      |
| 5        | 1/1/2019         | 12/31/2019    | 365.0           | 182.5         | 7/2/19 12:00  | 4/15/2020    | 288.00    | 48.14                | 13,864.32      |
| 6        | <hr/>            |               |                 |               |               |              |           |                      |                |
|          |                  |               |                 |               |               |              |           | 1,509.86             | 386,602.92     |
| 7        | Bi-Weekly        |               |                 |               |               |              |           |                      |                |
| 8        | 1/1/2019         | 12/31/2019    | 365.0           | 182.5         | 7/2/19 12:00  | 4/15/2020    | 288.00    | 0.00                 | 0.00           |
| 9        | <hr/>            |               |                 |               |               |              |           |                      |                |
| 10       | Total            |               |                 |               |               |              |           |                      |                |
| 11       |                  |               |                 |               |               |              | 256.05    | 1,509.86             | 386,602.92     |
| 12       | Oklahoma         |               |                 |               |               |              |           |                      |                |
| 13       | Semi-monthly     |               |                 |               |               |              |           |                      |                |
| 14       | 1/1/2019         | 12/31/2019    | 365.0           | 182.5         | 7/2/19 12:00  | 3/31/2020    | 273.00    | 0.00                 | 0.00           |
| 15       | 1/1/2019         | 12/31/2019    | 365.0           | 182.5         | 7/2/19 12:00  | 3/31/2020    | 273.00    | 0.00                 | 0.00           |
| 16       | 1/1/2019         | 12/31/2019    | 365.0           | 182.5         | 7/2/19 12:00  | 4/30/2020    | 303.00    | 300.00               | 90,900.00      |
| 17       | <hr/>            |               |                 |               |               |              |           |                      |                |
|          |                  |               |                 |               |               |              |           | 300.00               | 90,900.00      |
| 18       | Bi-Weekly        |               |                 |               |               |              |           |                      |                |
| 19       | 1/1/2019         | 12/31/2019    | 365.0           | 182.5         | 7/2/19 12:00  | 4/30/2020    | 303.00    | 0.00                 | 0.00           |
| 20       | <hr/>            |               |                 |               |               |              |           |                      |                |
| 21       | Total            |               |                 |               |               |              |           |                      |                |
|          |                  |               |                 |               |               |              | 303.00    | 300.00               | 90,900.00      |

Southwestern Public Service Company - Texas  
Sample Results - Operations and Maintenance  
12 Months Ended June 30, 2020

| Class                | Stratum | Count of PayRef | Stratum Population | Average Lead | Variance Lead | Weight      | Weighted Average Lead | Weighted Variance of Lead | Finite Population Correction Factor | Variance of Estimate | 90% Confidence Interval | 90% Precision | 95% Confidence Interval | 95% Precision |
|----------------------|---------|-----------------|--------------------|--------------|---------------|-------------|-----------------------|---------------------------|-------------------------------------|----------------------|-------------------------|---------------|-------------------------|---------------|
| O&M                  | 1       | 175             | 175                | 38.153       | 3131.823      | 50.282%     | 19.184                | 4.525                     | 0.000                               | 0.000                |                         |               |                         |               |
| O&M                  | 2       | 300             | 8654               | 47.300       | 2025.752      | 49.718%     | 23.516                | 1.669                     | 0.965                               | 1.611                | 2.088                   | 4.890%        | 2.488                   | 5.826%        |
| <b>Total</b>         |         | <b>475</b>      | <b>8829</b>        |              |               | <b>100%</b> | <b>42.700</b>         |                           |                                     | <b>1.611</b>         | <b>2.088</b>            | <b>4.890%</b> | <b>2.488</b>            | <b>5.826%</b> |
| <b>Total Rounded</b> |         |                 |                    |              |               |             | <b>42.70</b>          |                           |                                     |                      |                         |               |                         |               |

Southwestern Public Service Company - Texas  
Operations & Maintenance Sample  
12 Months Ended June 30, 2020

| Line No. | Census Sample | Accounting Document | Clearing Document | Description     | Invoice Date | Invoice Amount \$ | InvoiceNo        | Amount \$  | From Service Date | To Service Date | Days of Service | Midpoint Days | Midpoint Date  | Payment Clear Date | Due Date | Lead Days |
|----------|---------------|---------------------|-------------------|-----------------|--------------|-------------------|------------------|------------|-------------------|-----------------|-----------------|---------------|----------------|--------------------|----------|-----------|
| 1        | 2             | 190000212           | 2000007748        | O&M Supplier 1  | 01/05/20     | 39,351.84         | SR131/20         | 39,351.84  | 01/01/20          | 01/31/20        | 31.0            | 15.5          | 1/16/20 12:00  | 07/03/20           | 02/13/20 | 169.0     |
| 2        | 2             | 1900005894          | 2000014836        | O&M Supplier 2  | 12/20/19     | 9,970.65          | 1166868          | 9,970.65   | 12/08/19          | 12/20/19        | 13.0            | 6.5           | 12/14/19 12:00 | 12/24/19           | 01/19/20 | 36.0      |
| 3        | 2             | 1900003402          | 2000006720        | O&M Supplier 2  | 05/29/20     | 1,160.40          | 1211808          | 1,160.40   | 05/17/20          | 05/29/20        | 13.0            | 6.5           | 5/23/20 12:00  | 06/11/20           | 06/28/20 | 36.0      |
| 4        | 2             | 1900003402          | 2000006720        | O&M Supplier 2  | 05/29/20     | 2,971.90          | 1211808          | 2,971.90   | 05/17/20          | 05/29/20        | 13.0            | 6.5           | 5/23/20 12:00  | 06/11/20           | 06/28/20 | 36.0      |
| 5        | 2             | 5100040965          | 2000011636        | O&M Supplier 3  | 09/27/19     | 8,500.00          | 2835             | 8,500.00   | 09/21/19          | 09/27/19        | 7.0             | 3.5           | 9/24/19 12:00  | 10/25/19           | 10/27/19 | 33.0      |
| 6        | 2             | 5100041770          | 2000013531        | O&M Supplier 3  | 10/18/19     | 33,426.93         | 2838             | 33,426.93  | 10/08/19          | 10/17/19        | 10.0            | 5.0           | 10/13/19 0:00  | 12/04/19           | 11/17/19 | 52.5      |
| 7        | 2             | 5100022164          | 2000007476        | O&M Supplier 4  | 01/07/20     | 450.00            | 131632805        | 450.00     | 01/07/20          | 01/07/20        | 1.0             | 0.5           | 1/7/20 12:00   | 06/29/20           | 02/06/20 | 174.0     |
| 8        | 2             | 5100031283          | 2000010212        | O&M Supplier 5  | 07/31/19     | 1,489.59          | 9091445582       | 1,489.59   | 07/01/19          | 07/31/19        | 31.0            | 15.5          | 7/16/19 12:00  | 09/09/19           | 08/30/19 | 55.0      |
| 9        | 2             | 5100047908          | 2000015078        | O&M Supplier 5  | 11/30/19     | 968.92            | 9966794287       | 968.92     | 11/01/19          | 11/30/19        | 30.0            | 15.0          | 11/16/19 0:00  | 12/31/19           | 12/30/19 | 45.5      |
| 10       | 2             | 5100011604          | 2000005246        | O&M Supplier 6  | 03/30/20     | 2,162.63          | B4012            | 2,162.63   | 03/09/20          | 03/13/20        | 5.0             | 2.5           | 3/11/20 12:00  | 05/01/20           | 04/29/20 | 51.0      |
| 11       | 2             | 1900003490          | 2000004411        | O&M Supplier 7  | 04/02/20     | 719.86            | 57240            | 719.86     | 04/01/20          | 04/02/20        | 1.0             | 0.5           | 4/1/20 12:00   | 04/27/20           | 04/02/20 | 26.0      |
| 12       | 2             | 510004393           | 2000002778        | O&M Supplier 8  | 01/30/20     | 5,412.50          | 1061-F065766     | 5,412.50   | 12/01/19          | 12/31/19        | 31.0            | 15.5          | 12/16/19 12:00 | 03/06/20           | 01/30/20 | 81.0      |
| 13       | 1             | 1900003007          | 2000005737        | O&M Supplier 9  | 05/05/20     | 12.90             | 007_HALE_2001    | 12.90      | 01/01/20          | 03/31/20        | 91.0            | 45.5          | 2/15/20 12:00  | 05/27/20           | 05/12/20 | 102.0     |
| 14       | 1             | 1900003007          | 2000005737        | O&M Supplier 9  | 05/05/20     | 400.47            | 007_HALE_2001    | 400.47     | 01/01/20          | 03/31/20        | 91.0            | 45.5          | 2/15/20 12:00  | 05/27/20           | 05/12/20 | 102.0     |
| 15       | 1             | 1900003007          | 2000005737        | O&M Supplier 9  | 05/05/20     | 530.54            | 007_HALE_2001    | 530.54     | 01/01/20          | 03/31/20        | 91.0            | 45.5          | 2/15/20 12:00  | 05/27/20           | 05/12/20 | 102.0     |
| 16       | 1             | 1900003007          | 2000005737        | O&M Supplier 9  | 05/05/20     | 527.37            | 007_HALE_2001    | 527.37     | 01/01/20          | 03/31/20        | 91.0            | 45.5          | 2/15/20 12:00  | 05/27/20           | 05/12/20 | 102.0     |
| 17       | 1             | 5100050280          | 2000000631        | O&M Supplier 10 | 12/17/19     | 77,954.39         | 2684             | 77,954.39  | 12/17/19          | 12/17/19        | 1.0             | 0.5           | 12/17/19 12:00 | 01/27/20           | 01/16/20 | 41.0      |
| 18       | 1             | 5100049262          | 2000000631        | O&M Supplier 10 | 12/18/19     | 73,616.00         | 2687             | 73,616.00  | 12/18/19          | 12/18/19        | 1.0             | 0.5           | 12/18/19 12:00 | 01/27/20           | 01/17/20 | 40.0      |
| 19       | 1             | 5100050706          | 2000000631        | O&M Supplier 10 | 12/18/19     | 147,232.00        | 2688             | 147,232.00 | 12/18/19          | 12/18/19        | 1.0             | 0.5           | 12/18/19 12:00 | 01/27/20           | 01/17/20 | 40.0      |
| 20       | 2             | 1900005405          | 2000012544        | O&M Supplier 11 | 10/27/19     | 132.90            | 8-19Q3-HALE-WIND | 132.90     | 07/01/19          | 09/30/19        | 92.0            | 46.0          | 8/16/19 0:00   | 12/23/19           | 10/30/19 | 129.5     |
| 21       | 2             | 5100044495          | 2000013881        | O&M Supplier 12 | 10/24/19     | 7,049.63          | 1652             | 7,049.63   | 10/10/19          | 10/23/19        | 14.0            | 7.0           | 10/17/19 0:00  | 11/27/19           | 11/23/19 | 41.5      |
| 22       | 2             | 5100047660          | 2000000666        | O&M Supplier 12 | 12/05/19     | 4,027.07          | 1712             | 4,027.07   | 11/21/19          | 12/04/19        | 14.0            | 7.0           | 11/28/19 0:00  | 01/03/20           | 01/04/20 | 37.5      |
| 23       | 2             | 5100006488          | 2000003881        | O&M Supplier 12 | 02/27/20     | 10,431.00         | 1758             | 10,431.00  | 02/10/20          | 02/26/20        | 17.0            | 8.5           | 2/18/20 12:00  | 03/27/20           | 03/28/20 | 39.0      |
| 24       | 2             | 5100022817          | 2000008771        | O&M Supplier 12 | 06/26/20     | 5,816.25          | 1856             | 5,816.25   | 06/15/20          | 06/25/20        | 11.0            | 5.5           | 6/20/20 12:00  | 07/24/20           | 07/26/20 | 36.0      |
| 25       | 2             | 190000998           | 2000004570        | O&M Supplier 13 | 06/28/19     | 8,891.01          | 66S25819         | 8,891.01   | 06/16/19          | 06/22/19        | 7.0             | 3.5           | 6/19/19 12:00  | 07/15/19           | 07/09/19 | 26.0      |
| 26       | 2             | 190000998           | 2000004570        | O&M Supplier 13 | 06/28/19     | 17,806.36         | 66S25819         | 17,806.36  | 06/16/19          | 06/22/19        | 7.0             | 3.5           | 6/19/19 12:00  | 07/15/19           | 07/09/19 | 26.0      |
| 27       | 2             | 190000998           | 2000004570        | O&M Supplier 13 | 06/28/19     | 17,806.36         | 66S25819         | 17,806.36  | 06/16/19          | 06/22/19        | 7.0             | 3.5           | 6/19/19 12:00  | 07/15/19           | 07/09/19 | 26.0      |
| 28       | 2             | 1900002096          | 2000004570        | O&M Supplier 13 | 06/28/19     | 11,760.39         | 66S25719         | 11,760.39  | 06/16/19          | 06/22/19        | 7.0             | 3.5           | 6/19/19 12:00  | 07/15/19           | 07/09/19 | 26.0      |
| 29       | 2             | 1900002096          | 2000004570        | O&M Supplier 13 | 06/28/19     | 11,760.39         | 66S25719         | 11,760.39  | 06/16/19          | 06/22/19        | 7.0             | 3.5           | 6/19/19 12:00  | 07/15/19           | 07/09/19 | 26.0      |
| 30       | 2             | 1900004085          | 2000004570        | O&M Supplier 13 | 06/28/19     | 20,550.90         | 66S28819         | 20,550.90  | 06/16/19          | 06/22/19        | 7.0             | 3.5           | 6/19/19 12:00  | 07/15/19           | 07/09/19 | 26.0      |
| 31       | 2             | 1900004085          | 2000004570        | O&M Supplier 13 | 06/28/19     | 28,304.54         | 66S28819         | 28,304.54  | 06/16/19          | 06/22/19        | 7.0             | 3.5           | 6/19/19 12:00  | 07/15/19           | 07/09/19 | 26.0      |
| 32       | 2             | 1900004085          | 2000004570        | O&M Supplier 13 | 06/28/19     | 28,304.54         | 66S28819         | 28,304.54  | 06/16/19          | 06/22/19        | 7.0             | 3.5           | 6/19/19 12:00  | 07/15/19           | 07/09/19 | 26.0      |
| 33       | 2             | 1900004085          | 2000004570        | O&M Supplier 13 | 06/28/19     | 28,304.54         | 66S28819         | 28,304.54  | 06/16/19          | 06/22/19        | 7.0             | 3.5           | 6/19/19 12:00  | 07/15/19           | 07/09/19 | 26.0      |
| 34       | 2             | 1900004085          | 2000004570        | O&M Supplier 13 | 06/28/19     | 94.28             | 66S28819         | 94.28      | 06/16/19          | 06/22/19        | 7.0             | 3.5           | 6/19/19 12:00  | 07/15/19           | 07/09/19 | 26.0      |
| 35       | 2             | 1900004085          | 2000004570        | O&M Supplier 13 | 06/28/19     | 47.14             | 66S28819         | 47.14      | 06/16/19          | 06/22/19        | 7.0             | 3.5           | 6/19/19 12:00  | 07/15/19           | 07/09/19 | 26.0      |
| 36       | 2             | 1900001526          | 2000008453        | O&M Supplier 13 | 07/05/19     | 7,712.57          | 67N03519         | 7,712.57   | 06/23/19          | 06/29/19        | 7.0             | 3.5           | 6/26/19 12:00  | 07/26/19           | 07/19/19 | 30.0      |
| 37       | 2             | 1900001526          | 2000008453        | O&M Supplier 13 | 07/05/19     | 15,331.58         | 67N03519         | 15,331.58  | 06/23/19          | 06/29/19        | 7.0             | 3.5           | 6/26/19 12:00  | 07/26/19           | 07/19/19 | 30.0      |
| 38       | 2             | 1900001526          | 2000008453        | O&M Supplier 13 | 07/05/19     | 1,836.03          | 67N03519         | 1,836.03   | 06/23/19          | 06/29/19        | 7.0             | 3.5           | 6/26/19 12:00  | 07/26/19           | 07/19/19 | 30.0      |
| 39       | 2             | 1900001526          | 2000008453        | O&M Supplier 13 | 07/05/19     | 2,276.17          | 67N03519         | 2,276.17   | 06/23/19          | 06/29/19        | 7.0             | 3.5           | 6/26/19 12:00  | 07/26/19           | 07/19/19 | 30.0      |
| 40       | 2             | 1900001549          | 2000007074        | O&M Supplier 13 | 07/12/19     | 7,353.42          | 67Y10219         | 7,353.42   | 06/30/19          | 07/06/19        | 7.0             | 3.5           | 7/3/19 12:00   | 07/29/19           | 07/19/19 | 26.0      |

Southwestern Public Service Company - Texas  
 Operations & Maintenance Sample  
 12 Months Ended June 30, 2020

| Line No. | Census 1 Sample 2 | Accounting Document | Clearing Document | Description     | Invoice Date | Invoice Amount \$ | InvoiceNo | Amount \$ | From Service Date | To Service Date | Days of Service | Midpoint Days | Midpoint Date  | Payment Clear Date | Due Date | Lead Days |
|----------|-------------------|---------------------|-------------------|-----------------|--------------|-------------------|-----------|-----------|-------------------|-----------------|-----------------|---------------|----------------|--------------------|----------|-----------|
| 41       | 2                 | 1900003297          | 2000010244        | O&M Supplier 13 | 08/02/19     | 41,718.59         | 69N85119  | 40,265.69 | 07/21/19          | 07/27/19        | 7.0             | 3.5           | 7/24/19 12:00  | 08/30/19           | 08/22/19 | 37.0      |
| 42       | 2                 | 1900003297          | 2000010244        | O&M Supplier 13 | 08/02/19     | 41,718.59         | 69N85119  | 1,064.11  | 07/21/19          | 07/27/19        | 7.0             | 3.5           | 7/24/19 12:00  | 08/30/19           | 08/22/19 | 37.0      |
| 43       | 2                 | 1900003297          | 2000010244        | O&M Supplier 13 | 08/02/19     | 41,718.59         | 69N85119  | 97.20     | 07/21/19          | 07/27/19        | 7.0             | 3.5           | 7/24/19 12:00  | 08/30/19           | 08/22/19 | 37.0      |
| 44       | 2                 | 1900003297          | 2000010244        | O&M Supplier 13 | 08/02/19     | 41,718.59         | 69N85119  | 48.60     | 07/21/19          | 07/27/19        | 7.0             | 3.5           | 7/24/19 12:00  | 08/30/19           | 08/22/19 | 37.0      |
| 45       | 2                 | 1900003297          | 2000010244        | O&M Supplier 13 | 08/02/19     | 41,718.59         | 69N85119  | 48.60     | 07/21/19          | 07/27/19        | 7.0             | 3.5           | 7/24/19 12:00  | 08/30/19           | 08/22/19 | 37.0      |
| 46       | 2                 | 1900003297          | 2000010244        | O&M Supplier 13 | 08/02/19     | 41,718.59         | 69N85119  | 145.80    | 07/21/19          | 07/27/19        | 7.0             | 3.5           | 7/24/19 12:00  | 08/30/19           | 08/22/19 | 37.0      |
| 47       | 2                 | 1900003297          | 2000010244        | O&M Supplier 13 | 08/02/19     | 41,718.59         | 69N85119  | 48.59     | 07/21/19          | 07/27/19        | 7.0             | 3.5           | 7/24/19 12:00  | 08/30/19           | 08/22/19 | 37.0      |
| 48       | 2                 | 1900001151          | 2000011231        | O&M Supplier 13 | 08/30/19     | 34,533.93         | 72B41719  | 30,382.56 | 08/18/19          | 08/24/19        | 7.0             | 3.5           | 8/21/19 12:00  | 09/27/19           | 09/24/19 | 37.0      |
| 49       | 2                 | 1900001151          | 2000011231        | O&M Supplier 13 | 08/30/19     | 34,533.93         | 72B41719  | 3,963.93  | 08/18/19          | 08/24/19        | 7.0             | 3.5           | 8/21/19 12:00  | 09/27/19           | 09/24/19 | 37.0      |
| 50       | 2                 | 1900001151          | 2000011231        | O&M Supplier 13 | 08/30/19     | 34,533.93         | 72B41719  | 46.86     | 08/18/19          | 08/24/19        | 7.0             | 3.5           | 8/21/19 12:00  | 09/27/19           | 09/24/19 | 37.0      |
| 51       | 2                 | 1900001151          | 2000011231        | O&M Supplier 13 | 08/30/19     | 34,533.93         | 72B41719  | 140.58    | 08/18/19          | 08/24/19        | 7.0             | 3.5           | 8/21/19 12:00  | 09/27/19           | 09/24/19 | 37.0      |
| 52       | 1                 | 1900001182          | 2000011231        | O&M Supplier 13 | 08/30/19     | 7,379.02          | 72B41819  | 6,047.73  | 08/18/19          | 08/24/19        | 7.0             | 3.5           | 8/21/19 12:00  | 09/27/19           | 09/24/19 | 37.0      |
| 53       | 1                 | 1900001182          | 2000011231        | O&M Supplier 13 | 08/30/19     | 7,379.02          | 72B41819  | 626.49    | 08/18/19          | 08/24/19        | 7.0             | 3.5           | 8/21/19 12:00  | 09/27/19           | 09/24/19 | 37.0      |
| 54       | 1                 | 1900001182          | 2000011231        | O&M Supplier 13 | 08/30/19     | 7,379.02          | 72B41819  | 704.80    | 08/18/19          | 08/24/19        | 7.0             | 3.5           | 8/21/19 12:00  | 09/27/19           | 09/24/19 | 37.0      |
| 55       | 2                 | 1900001819          | 2000011332        | O&M Supplier 13 | 09/13/19     | 34,768.64         | 72X83919  | 32,994.96 | 09/01/19          | 09/07/19        | 7.0             | 3.5           | 9/4/19 12:00   | 10/01/19           | 09/26/19 | 27.0      |
| 56       | 2                 | 1900001819          | 2000011332        | O&M Supplier 13 | 09/13/19     | 34,768.64         | 72X83919  | 1,773.68  | 09/01/19          | 09/07/19        | 7.0             | 3.5           | 9/4/19 12:00   | 10/01/19           | 09/26/19 | 27.0      |
| 57       | 2                 | 1900005263          | 2000011805        | O&M Supplier 13 | 10/04/19     | 37,978.81         | 74T04219  | 20,669.77 | 09/22/19          | 09/28/19        | 7.0             | 3.5           | 9/25/19 12:00  | 10/23/19           | 10/10/19 | 28.0      |
| 58       | 2                 | 1900005263          | 2000011805        | O&M Supplier 13 | 10/04/19     | 37,978.81         | 74T04219  | 16,960.72 | 09/22/19          | 09/28/19        | 7.0             | 3.5           | 9/25/19 12:00  | 10/23/19           | 10/10/19 | 28.0      |
| 59       | 2                 | 1900005263          | 2000011805        | O&M Supplier 13 | 10/04/19     | 37,978.81         | 74T04219  | 87.08     | 09/22/19          | 09/28/19        | 7.0             | 3.5           | 9/25/19 12:00  | 10/23/19           | 10/10/19 | 28.0      |
| 60       | 2                 | 1900005263          | 2000011805        | O&M Supplier 13 | 10/04/19     | 37,978.81         | 74T04219  | 130.62    | 09/22/19          | 09/28/19        | 7.0             | 3.5           | 9/25/19 12:00  | 10/23/19           | 10/10/19 | 28.0      |
| 61       | 2                 | 1900005263          | 2000011805        | O&M Supplier 13 | 10/04/19     | 37,978.81         | 74T04219  | 130.62    | 09/22/19          | 09/28/19        | 7.0             | 3.5           | 9/25/19 12:00  | 10/23/19           | 10/10/19 | 28.0      |
| 62       | 2                 | 1900004701          | 2000014837        | O&M Supplier 13 | 11/08/19     | 39,621.31         | 77O78419  | 13,144.97 | 10/27/19          | 11/02/19        | 7.0             | 3.5           | 10/30/19 12:00 | 12/24/19           | 11/24/19 | 23.0      |
| 63       | 2                 | 1900004701          | 2000014837        | O&M Supplier 13 | 11/08/19     | 39,621.31         | 77O78419  | 26,476.34 | 10/27/19          | 11/02/19        | 7.0             | 3.5           | 10/30/19 12:00 | 12/24/19           | 11/24/19 | 23.0      |
| 64       | 2                 | 1900006003          | 2000013648        | O&M Supplier 13 | 11/15/19     | 31,453.24         | 78114919  | 15,276.25 | 11/03/19          | 11/09/19        | 7.0             | 3.5           | 11/6/19 12:00  | 11/27/19           | 11/24/19 | 21.0      |
| 65       | 2                 | 1900006003          | 2000013648        | O&M Supplier 13 | 11/15/19     | 31,453.24         | 78114919  | 16,176.99 | 11/03/19          | 11/09/19        | 7.0             | 3.5           | 11/6/19 12:00  | 11/27/19           | 11/24/19 | 21.0      |
| 66       | 2                 | 1900002500          | 2000013048        | O&M Supplier 13 | 11/22/19     | 15,891.53         | 78V07519  | 15,891.53 | 11/01/19          | 11/06/19        | 7.0             | 3.5           | 11/13/19 12:00 | 12/13/19           | 12/11/19 | 30.0      |
| 67       | 2                 | 1900003682          | 2000013048        | O&M Supplier 13 | 11/29/19     | 21,341.00         | 79P58819  | 20,108.44 | 11/17/19          | 11/23/19        | 7.0             | 3.5           | 11/20/19 12:00 | 12/13/19           | 12/11/19 | 23.0      |
| 68       | 2                 | 1900003682          | 2000013048        | O&M Supplier 13 | 11/29/19     | 21,341.00         | 79P58819  | 1,232.56  | 11/17/19          | 11/23/19        | 7.0             | 3.5           | 11/20/19 12:00 | 12/13/19           | 12/11/19 | 23.0      |
| 69       | 2                 | 1900000471          | 2000001352        | O&M Supplier 13 | 01/17/20     | 42,205.98         | 54T18020  | 36,235.69 | 01/05/20          | 01/11/20        | 7.0             | 3.5           | 1/8/20 12:00   | 01/31/20           | 01/24/20 | 23.0      |
| 70       | 2                 | 1900000471          | 2000001352        | O&M Supplier 13 | 01/17/20     | 42,205.98         | 54T18020  | 4,304.74  | 01/05/20          | 01/11/20        | 7.0             | 3.5           | 1/8/20 12:00   | 01/31/20           | 01/24/20 | 23.0      |
| 71       | 2                 | 1900000471          | 2000001352        | O&M Supplier 13 | 01/17/20     | 42,205.98         | 54T18020  | 1,665.55  | 01/05/20          | 01/11/20        | 7.0             | 3.5           | 1/8/20 12:00   | 01/31/20           | 01/24/20 | 23.0      |
| 72       | 2                 | 1900002412          | 2000002202        | O&M Supplier 13 | 01/31/20     | 39,804.19         | 55S24220  | 1,161.82  | 01/19/20          | 01/25/20        | 7.0             | 3.5           | 1/22/20 12:00  | 02/14/20           | 02/07/20 | 23.0      |
| 73       | 2                 | 1900002412          | 2000002202        | O&M Supplier 13 | 01/31/20     | 39,804.19         | 55S24220  | 36,631.50 | 01/19/20          | 01/25/20        | 7.0             | 3.5           | 1/22/20 12:00  | 02/14/20           | 02/07/20 | 23.0      |
| 74       | 2                 | 1900002412          | 2000002202        | O&M Supplier 13 | 01/31/20     | 39,804.19         | 55S24220  | 2,010.87  | 01/19/20          | 01/25/20        | 7.0             | 3.5           | 1/22/20 12:00  | 02/14/20           | 02/07/20 | 23.0      |
| 75       | 1                 | 1900002582          | 2000002642        | O&M Supplier 13 | 02/07/20     | 48,734.64         | 56H99520  | 47,116.24 | 01/26/20          | 02/01/20        | 7.0             | 3.5           | 1/29/20 12:00  | 02/26/20           | 02/17/20 | 28.0      |
| 76       | 1                 | 1900002582          | 2000002642        | O&M Supplier 13 | 02/07/20     | 48,734.64         | 56H99520  | 1,618.40  | 01/26/20          | 02/01/20        | 7.0             | 3.5           | 1/29/20 12:00  | 02/26/20           | 02/17/20 | 28.0      |
| 77       | 2                 | 1900002575          | 2000002642        | O&M Supplier 13 | 02/14/20     | 46,773.29         | 56J37220  | 40,571.18 | 02/02/20          | 02/08/20        | 7.0             | 3.5           | 2/5/20 12:00   | 02/26/20           | 02/20/20 | 21.0      |
| 78       | 2                 | 1900002575          | 2000002642        | O&M Supplier 13 | 02/14/20     | 46,773.29         | 56J37220  | 6,196.11  | 02/02/20          | 02/08/20        | 7.0             | 3.5           | 2/5/20 12:00   | 02/26/20           | 02/20/20 | 21.0      |
| 79       | 2                 | 1900003140          | 2000002931        | O&M Supplier 13 | 02/21/20     | 39,225.66         | 57J58420  | 31,358.26 | 02/09/20          | 02/15/20        | 7.0             | 3.5           | 2/12/20 12:00  | 03/03/20           | 02/27/20 | 20.0      |
| 80       | 2                 | 1900003140          | 2000002931        | O&M Supplier 13 | 02/21/20     | 39,225.66         | 57J58420  | 7,867.40  | 02/09/20          | 02/15/20        | 7.0             | 3.5           | 2/12/20 12:00  | 03/03/20           | 02/27/20 | 20.0      |

Southwestern Public Service Company - Texas  
Operations & Maintenance Sample  
12 Months Ended June 30, 2020

| Line No. | Census Sample | Accounting Document | Clearing Document | Description     | Invoice Date | Invoice Amount \$ | InvoiceNo | Amount \$ | From Service Date | To Service Date | Days of Service | Midpoint Days | Midpoint Date | Payment Clear Date | Due Date | Lead Days |
|----------|---------------|---------------------|-------------------|-----------------|--------------|-------------------|-----------|-----------|-------------------|-----------------|-----------------|---------------|---------------|--------------------|----------|-----------|
| 81       | 2             | 1900001255          | 2000003451        | O&M Supplier 13 | 02/28/20     | 39,541.18         | 57V63720  | 173.12    | 02/16/20          | 02/22/20        | 7.0             | 3.5           | 2/19/20 12:00 | 03/18/20           | 03/12/20 | 28.0      |
| 82       | 2             | 1900001255          | 2000003451        | O&M Supplier 13 | 02/28/20     | 39,541.18         | 57V63720  | 29,232.19 | 02/16/20          | 02/22/20        | 7.0             | 3.5           | 2/19/20 12:00 | 03/18/20           | 03/12/20 | 28.0      |
| 83       | 2             | 1900001255          | 2000003451        | O&M Supplier 13 | 02/28/20     | 39,541.18         | 57V63720  | 10,135.87 | 02/16/20          | 02/22/20        | 7.0             | 3.5           | 2/19/20 12:00 | 03/18/20           | 03/12/20 | 28.0      |
| 84       | 1             | 1900002041          | 2000003871        | O&M Supplier 13 | 03/20/20     | 49,000.32         | 59H65720  | 39,975.40 | 03/08/20          | 03/14/20        | 7.0             | 3.5           | 3/11/20 12:00 | 03/27/20           | 03/20/20 | 16.0      |
| 85       | 1             | 1900002041          | 2000003871        | O&M Supplier 13 | 03/20/20     | 49,000.32         | 59H65720  | 9,024.92  | 03/08/20          | 03/14/20        | 7.0             | 3.5           | 3/11/20 12:00 | 03/27/20           | 03/20/20 | 16.0      |
| 86       | 2             | 1900003350          | 2000004042        | O&M Supplier 13 | 03/27/20     | 23,414.94         | 59T49220  | 20,369.01 | 03/15/20          | 03/21/20        | 7.0             | 3.5           | 3/18/20 12:00 | 04/02/20           | 03/31/20 | 15.0      |
| 87       | 2             | 1900003350          | 2000004042        | O&M Supplier 13 | 03/27/20     | 23,414.94         | 59T49220  | 3,045.93  | 03/15/20          | 03/21/20        | 7.0             | 3.5           | 3/18/20 12:00 | 04/02/20           | 03/31/20 | 15.0      |
| 88       | 1             | 1900001438          | 2000004531        | O&M Supplier 13 | 04/03/20     | 49,128.64         | 60I49620  | 6,642.66  | 03/22/20          | 03/28/20        | 7.0             | 3.5           | 3/25/20 12:00 | 04/17/20           | 04/09/20 | 23.0      |
| 89       | 1             | 1900001438          | 2000004531        | O&M Supplier 13 | 04/03/20     | 49,128.64         | 60I49620  | 36,118.95 | 03/22/20          | 03/28/20        | 7.0             | 3.5           | 3/25/20 12:00 | 04/17/20           | 04/09/20 | 23.0      |
| 90       | 1             | 1900001438          | 2000004531        | O&M Supplier 13 | 04/03/20     | 49,128.64         | 60I49620  | 6,367.03  | 03/22/20          | 03/28/20        | 7.0             | 3.5           | 3/25/20 12:00 | 04/17/20           | 04/09/20 | 23.0      |
| 91       | 2             | 1900002247          | 2000006542        | O&M Supplier 13 | 05/08/20     | 30,396.41         | 62Z39220  | 30,396.41 | 04/26/20          | 05/02/20        | 7.0             | 3.5           | 4/29/20 12:00 | 05/28/20           | 05/14/20 | 29.0      |
| 92       | 2             | 1900002209          | 2000006683        | O&M Supplier 13 | 05/22/20     | 4,405.77          | 64F05520  | 4,174.41  | 05/10/20          | 05/16/20        | 7.0             | 3.5           | 5/13/20 12:00 | 06/04/20           | 05/26/20 | 22.0      |
| 93       | 2             | 1900002209          | 2000006683        | O&M Supplier 13 | 05/22/20     | 4,405.77          | 64F05520  | 115.68    | 05/10/20          | 05/16/20        | 7.0             | 3.5           | 5/13/20 12:00 | 06/04/20           | 05/26/20 | 22.0      |
| 94       | 2             | 1900002209          | 2000006683        | O&M Supplier 13 | 05/22/20     | 4,405.77          | 64F05520  | 115.68    | 05/10/20          | 05/16/20        | 7.0             | 3.5           | 5/13/20 12:00 | 06/04/20           | 05/26/20 | 22.0      |
| 95       | 1             | 1900002997          | 2000007950        | O&M Supplier 13 | 06/19/20     | 107,836.00        | 66G83620A | 743.28    | 06/07/20          | 06/13/20        | 7.0             | 3.5           | 6/10/20 12:00 | 07/02/20           | 06/30/20 | 22.0      |
| 96       | 1             | 1900002997          | 2000007950        | O&M Supplier 13 | 06/19/20     | 107,836.00        | 66G83620A | 34,565.85 | 06/07/20          | 06/13/20        | 7.0             | 3.5           | 6/10/20 12:00 | 07/02/20           | 06/30/20 | 22.0      |
| 97       | 1             | 1900002997          | 2000007950        | O&M Supplier 13 | 06/19/20     | 107,836.00        | 66G83620A | 58,805.77 | 06/07/20          | 06/13/20        | 7.0             | 3.5           | 6/10/20 12:00 | 07/02/20           | 06/30/20 | 22.0      |
| 98       | 1             | 1900002997          | 2000007950        | O&M Supplier 13 | 06/19/20     | 107,836.00        | 66G83620A | 991.98    | 06/07/20          | 06/13/20        | 7.0             | 3.5           | 6/10/20 12:00 | 07/02/20           | 06/30/20 | 22.0      |
| 99       | 1             | 1900002997          | 2000007950        | O&M Supplier 13 | 06/19/20     | 107,836.00        | 66G83620A | 24.19     | 06/07/20          | 06/13/20        | 7.0             | 3.5           | 6/10/20 12:00 | 07/02/20           | 06/30/20 | 22.0      |
| 100      | 1             | 1900002997          | 2000007950        | O&M Supplier 13 | 06/19/20     | 107,836.00        | 66G83620A | 743.28    | 06/07/20          | 06/13/20        | 7.0             | 3.5           | 6/10/20 12:00 | 07/02/20           | 06/30/20 | 22.0      |
| 101      | 1             | 1900002997          | 2000007950        | O&M Supplier 13 | 06/19/20     | 107,836.00        | 66G83620A | 12.56     | 06/07/20          | 06/13/20        | 7.0             | 3.5           | 6/10/20 12:00 | 07/02/20           | 06/30/20 | 22.0      |
| 102      | 1             | 1900002997          | 2000007950        | O&M Supplier 13 | 06/19/20     | 107,836.00        | 66G83620A | 227.42    | 06/07/20          | 06/13/20        | 7.0             | 3.5           | 6/10/20 12:00 | 07/02/20           | 06/30/20 | 22.0      |
| 103      | 1             | 1900002997          | 2000007950        | O&M Supplier 13 | 06/19/20     | 107,836.00        | 66G83620A | 1,912.69  | 06/07/20          | 06/13/20        | 7.0             | 3.5           | 6/10/20 12:00 | 07/02/20           | 06/30/20 | 22.0      |
| 104      | 1             | 1900002997          | 2000007950        | O&M Supplier 13 | 06/19/20     | 107,836.00        | 66G83620A | 5,999.54  | 06/07/20          | 06/13/20        | 7.0             | 3.5           | 6/10/20 12:00 | 07/02/20           | 06/30/20 | 22.0      |
| 105      | 1             | 1900002997          | 2000007950        | O&M Supplier 13 | 06/19/20     | 107,836.00        | 66G83620A | 659.63    | 06/07/20          | 06/13/20        | 7.0             | 3.5           | 6/10/20 12:00 | 07/02/20           | 06/30/20 | 22.0      |
| 106      | 1             | 1900002997          | 2000007950        | O&M Supplier 13 | 06/19/20     | 107,836.00        | 66G83620A | 229.30    | 06/07/20          | 06/13/20        | 7.0             | 3.5           | 6/10/20 12:00 | 07/02/20           | 06/30/20 | 22.0      |
| 107      | 1             | 1900002997          | 2000007950        | O&M Supplier 13 | 06/19/20     | 107,836.00        | 66G83620A | 9.42      | 06/07/20          | 06/13/20        | 7.0             | 3.5           | 6/10/20 12:00 | 07/02/20           | 06/30/20 | 22.0      |
| 108      | 1             | 1900002997          | 2000007950        | O&M Supplier 13 | 06/19/20     | 107,836.00        | 66G83620A | 445.41    | 06/07/20          | 06/13/20        | 7.0             | 3.5           | 6/10/20 12:00 | 07/02/20           | 06/30/20 | 22.0      |
| 109      | 1             | 1900002997          | 2000007950        | O&M Supplier 13 | 06/19/20     | 107,836.00        | 66G83620A | 1,212.47  | 06/07/20          | 06/13/20        | 7.0             | 3.5           | 6/10/20 12:00 | 07/02/20           | 06/30/20 | 22.0      |
| 110      | 1             | 1900002997          | 2000007950        | O&M Supplier 13 | 06/19/20     | 107,836.00        | 66G83620A | 37.69     | 06/07/20          | 06/13/20        | 7.0             | 3.5           | 6/10/20 12:00 | 07/02/20           | 06/30/20 | 22.0      |
| 111      | 1             | 1900002997          | 2000007950        | O&M Supplier 13 | 06/19/20     | 107,836.00        | 66G83620A | 579.54    | 06/07/20          | 06/13/20        | 7.0             | 3.5           | 6/10/20 12:00 | 07/02/20           | 06/30/20 | 22.0      |
| 112      | 1             | 1900002997          | 2000007950        | O&M Supplier 13 | 06/19/20     | 107,836.00        | 66G83620A | 685.08    | 06/07/20          | 06/13/20        | 7.0             | 3.5           | 6/10/20 12:00 | 07/02/20           | 06/30/20 | 22.0      |
| 113      | 1             | 1900002997          | 2000007950        | O&M Supplier 13 | 06/19/20     | 107,836.00        | 66G83620A | 40.83     | 06/07/20          | 06/13/20        | 7.0             | 3.5           | 6/10/20 12:00 | 07/02/20           | 06/30/20 | 22.0      |
| 114      | 1             | 1900002997          | 2000007950        | O&M Supplier 13 | 06/19/20     | 107,836.00        | 66G83620A | 596.81    | 06/07/20          | 06/13/20        | 7.0             | 3.5           | 6/10/20 12:00 | 07/02/20           | 06/30/20 | 22.0      |
| 115      | 1             | 1900002997          | 2000007950        | O&M Supplier 13 | 06/19/20     | 107,836.00        | 66G83620A | 43.98     | 06/07/20          | 06/13/20        | 7.0             | 3.5           | 6/10/20 12:00 | 07/02/20           | 06/30/20 | 22.0      |
| 116      | 1             | 1900004083          | 2000007950        | O&M Supplier 13 | 06/19/20     | 71,644.11         | 66G83520  | 5,559.72  | 06/07/20          | 06/13/20        | 7.0             | 3.5           | 6/10/20 12:00 | 07/02/20           | 06/26/20 | 22.0      |
| 117      | 1             | 1900004083          | 2000007950        | O&M Supplier 13 | 06/19/20     | 71,644.11         | 66G83520  | 642.77    | 06/07/20          | 06/13/20        | 7.0             | 3.5           | 6/10/20 12:00 | 07/02/20           | 06/26/20 | 22.0      |
| 118      | 1             | 1900004083          | 2000007950        | O&M Supplier 13 | 06/19/20     | 71,644.11         | 66G83520  | 9,933.00  | 06/07/20          | 06/13/20        | 7.0             | 3.5           | 6/10/20 12:00 | 07/02/20           | 06/26/20 | 22.0      |
| 119      | 1             | 1900004083          | 2000007950        | O&M Supplier 13 | 06/19/20     | 71,644.11         | 66G83520  | 51,909.91 | 06/07/20          | 06/13/20        | 7.0             | 3.5           | 6/10/20 12:00 | 07/02/20           | 06/26/20 | 22.0      |
| 120      | 1             | 1900004083          | 2000007950        | O&M Supplier 13 | 06/19/20     | 71,644.11         | 66G83520  | 262.47    | 06/07/20          | 06/13/20        | 7.0             | 3.5           | 6/10/20 12:00 | 07/02/20           | 06/26/20 | 22.0      |

**Southwestern Public Service Company - Texas  
Operations & Maintenance Sample  
12 Months Ended June 30, 2020**

| Line No. | Census Sample | Accounting Document | Clearing Document | Description     | Invoice Date | Invoice Amount \$ | InvoiceNo     | Amount \$  | From Service Date | To Service Date | Days of Service | Midpoint Days | Midpoint Date  | Payment Clear Date | Due Date | Lead Days |
|----------|---------------|---------------------|-------------------|-----------------|--------------|-------------------|---------------|------------|-------------------|-----------------|-----------------|---------------|----------------|--------------------|----------|-----------|
| 121      | 1             | 1900004083          | 2000007950        | O&M Supplier 13 | 06/19/20     | 71,644.11         | 66G83520      | 76.45      | 06/07/20          | 06/13/20        | 7.0             | 3.5           | 6/10/20 12:00  | 07/02/20           | 06/26/20 | 22.0      |
| 122      | 1             | 1900004083          | 2000007950        | O&M Supplier 13 | 06/19/20     | 71,644.11         | 66G83520      | 95.56      | 06/07/20          | 06/13/20        | 7.0             | 3.5           | 6/10/20 12:00  | 07/02/20           | 06/26/20 | 22.0      |
| 123      | 1             | 1900004083          | 2000007950        | O&M Supplier 13 | 06/19/20     | 71,644.11         | 66G83520      | 637.05     | 06/07/20          | 06/13/20        | 7.0             | 3.5           | 6/10/20 12:00  | 07/02/20           | 06/26/20 | 22.0      |
| 124      | 1             | 1900004083          | 2000007950        | O&M Supplier 13 | 06/19/20     | 71,644.11         | 66G83520      | 1,592.63   | 06/07/20          | 06/13/20        | 7.0             | 3.5           | 6/10/20 12:00  | 07/02/20           | 06/26/20 | 22.0      |
| 125      | 1             | 1900004083          | 2000007950        | O&M Supplier 13 | 06/19/20     | 71,644.11         | 66G83520      | 89.19      | 06/07/20          | 06/13/20        | 7.0             | 3.5           | 6/10/20 12:00  | 07/02/20           | 06/26/20 | 22.0      |
| 126      | 1             | 1900004083          | 2000007950        | O&M Supplier 13 | 06/19/20     | 71,644.11         | 66G83520      | 44.58      | 06/07/20          | 06/13/20        | 7.0             | 3.5           | 6/10/20 12:00  | 07/02/20           | 06/26/20 | 22.0      |
| 127      | 1             | 1900004083          | 2000007950        | O&M Supplier 13 | 06/19/20     | 71,644.11         | 66G83520      | 445.94     | 06/07/20          | 06/13/20        | 7.0             | 3.5           | 6/10/20 12:00  | 07/02/20           | 06/26/20 | 22.0      |
| 128      | 1             | 1900004083          | 2000007950        | O&M Supplier 13 | 06/19/20     | 71,644.11         | 66G83520      | 170.73     | 06/07/20          | 06/13/20        | 7.0             | 3.5           | 6/10/20 12:00  | 07/02/20           | 06/26/20 | 22.0      |
| 129      | 1             | 1900004083          | 2000007950        | O&M Supplier 13 | 06/19/20     | 71,644.11         | 66G83520      | 184.11     | 06/07/20          | 06/13/20        | 7.0             | 3.5           | 6/10/20 12:00  | 07/02/20           | 06/26/20 | 22.0      |
| 130      | 1             | 1900004376          | 2000007950        | O&M Supplier 13 | 06/19/20     | 73,182.16         | 66N96820      | 629.24     | 06/07/20          | 06/13/20        | 7.0             | 3.5           | 6/10/20 12:00  | 07/02/20           | 06/26/20 | 22.0      |
| 131      | 1             | 1900004376          | 2000007950        | O&M Supplier 13 | 06/19/20     | 73,182.16         | 66N96820      | 27,317.18  | 06/07/20          | 06/13/20        | 7.0             | 3.5           | 6/10/20 12:00  | 07/02/20           | 06/26/20 | 22.0      |
| 132      | 1             | 1900004376          | 2000007950        | O&M Supplier 13 | 06/19/20     | 73,182.16         | 66N96820      | 40,916.00  | 06/07/20          | 06/13/20        | 7.0             | 3.5           | 6/10/20 12:00  | 07/02/20           | 06/26/20 | 22.0      |
| 133      | 1             | 1900004376          | 2000007950        | O&M Supplier 13 | 06/19/20     | 73,182.16         | 66N96820      | 630.18     | 06/07/20          | 06/13/20        | 7.0             | 3.5           | 6/10/20 12:00  | 07/02/20           | 06/26/20 | 22.0      |
| 134      | 1             | 1900004376          | 2000007950        | O&M Supplier 13 | 06/19/20     | 73,182.16         | 66N96820      | 1,622.08   | 06/07/20          | 06/13/20        | 7.0             | 3.5           | 6/10/20 12:00  | 07/02/20           | 06/26/20 | 22.0      |
| 135      | 1             | 1900004376          | 2000007950        | O&M Supplier 13 | 06/19/20     | 73,182.16         | 66N96820      | 31.04      | 06/07/20          | 06/13/20        | 7.0             | 3.5           | 6/10/20 12:00  | 07/02/20           | 06/26/20 | 22.0      |
| 136      | 1             | 1900004376          | 2000007950        | O&M Supplier 13 | 06/19/20     | 73,182.16         | 66N96820      | 173.84     | 06/07/20          | 06/13/20        | 7.0             | 3.5           | 6/10/20 12:00  | 07/02/20           | 06/26/20 | 22.0      |
| 137      | 1             | 1900004376          | 2000007950        | O&M Supplier 13 | 06/19/20     | 73,182.16         | 66N96820      | 1,583.21   | 06/07/20          | 06/13/20        | 7.0             | 3.5           | 6/10/20 12:00  | 07/02/20           | 06/26/20 | 22.0      |
| 138      | 1             | 1900004376          | 2000007950        | O&M Supplier 13 | 06/19/20     | 73,182.16         | 66N96820      | 279.39     | 06/07/20          | 06/13/20        | 7.0             | 3.5           | 6/10/20 12:00  | 07/02/20           | 06/26/20 | 22.0      |
| 139      | 2             | 1900004640          | 2000004912        | O&M Supplier 13 | 06/19/20     | 12,089.46         | 66J11220      | 12,089.46  | 06/07/20          | 06/13/20        | 7.0             | 3.5           | 6/10/20 12:00  | 06/26/20           | 06/22/20 | 16.0      |
| 140      | 2             | 1900002960          | 2000008213        | O&M Supplier 14 | 02/06/20     | 31,250.00         | 2122019       | 23,437.50  | 01/01/20          | 03/31/20        | 91.0            | 45.5          | 2/15/20 12:00  | 08/25/20           | 02/28/20 | 192.0     |
| 141      | 2             | 5100030205          | 2000010943        | O&M Supplier 15 | 07/16/19     | 13,543.52         | RSA001125-16  | 6,771.76   | 06/30/19          | 07/27/19        | 28.0            | 14.0          | 7/14/19 0:00   | 08/16/19           | 08/15/19 | 33.5      |
| 142      | 2             | 5100042040          | 2000011983        | O&M Supplier 15 | 10/11/19     | 17,569.82         | RSA001147-19  | 8,784.91   | 09/25/19          | 10/23/19        | 29.0            | 14.5          | 10/9/19 12:00  | 11/08/19           | 11/10/19 | 32.0      |
| 143      | 2             | 5100004423          | 200002694         | O&M Supplier 15 | 01/28/20     | 2,831.04          | SW0087157-1   | 2,831.04   | 12/20/19          | 12/20/19        | 1.0             | 0.5           | 12/20/19 12:00 | 03/04/20           | 02/27/20 | 75.0      |
| 144      | 2             | 5100007671          | 2000002287        | O&M Supplier 15 | 02/24/20     | 8,171.37          | RSA001139-34  | 8,171.37   | 02/08/20          | 03/07/20        | 29.0            | 14.5          | 2/22/20 12:00  | 04/01/20           | 03/25/20 | 39.0      |
| 145      | 2             | 5100022782          | 2000008481        | O&M Supplier 15 | 06/15/20     | 8,171.37          | RSA001139-38  | 8,171.37   | 05/30/20          | 06/27/20        | 29.0            | 14.5          | 6/13/20 12:00  | 07/16/20           | 07/15/20 | 33.0      |
| 146      | 2             | 5100030424          | 2000010607        | O&M Supplier 16 | 08/14/19     | 51,807.32         | 46290         | 28,040.71  | 08/01/19          | 08/31/19        | 31.0            | 15.5          | 8/16/19 12:00  | 09/20/19           | 09/13/19 | 35.0      |
| 147      | 2             | 5100012248          | 2000006014        | O&M Supplier 16 | 04/16/20     | 47,672.80         | 56620         | 25,802.90  | 04/01/20          | 04/30/20        | 30.0            | 15.0          | 4/16/20 0:00   | 05/26/20           | 05/16/20 | 40.5      |
| 148      | 2             | 5100038608          | 2000014399        | O&M Supplier 17 | 11/14/19     | 26,549.54         | 10007145      | 14,369.94  | 10/30/19          | 11/07/19        | 31.0            | 15.5          | 10/31/19 12:00 | 12/20/19           | 12/14/19 | 50.0      |
| 149      | 1             | 5100001175          | 2000001309        | O&M Supplier 18 | 01/27/19     | 259,947.89        | 13-20190127FT | 259,947.89 | 01/01/20          | 01/31/20        | 31.0            | 15.5          | 1/16/20 12:00  | 01/30/20           | 01/30/20 | 14.0      |
| 150      | 1             | 5100028591          | 2000008658        | O&M Supplier 18 | 07/26/19     | 766,814.78        | 13-20190726PT | 766,814.78 | 07/01/19          | 07/31/19        | 31.0            | 15.5          | 7/16/19 12:00  | 07/30/19           | 07/31/19 | 15.0      |
| 151      | 1             | 5100029844          | 2000008658        | O&M Supplier 18 | 07/26/19     | 303,776.75        | 13-20190726FT | 303,776.75 | 07/01/19          | 07/31/19        | 31.0            | 15.5          | 7/16/19 12:00  | 07/30/19           | 07/31/19 | 15.0      |
| 152      | 1             | 5100035795          | 2000010163        | O&M Supplier 18 | 08/27/19     | 852,091.21        | 13-20190827PT | 852,091.21 | 08/01/19          | 08/31/19        | 31.0            | 15.5          | 8/16/19 12:00  | 08/29/19           | 08/30/19 | 14.0      |
| 153      | 1             | 5100036027          | 2000010332        | O&M Supplier 18 | 08/27/19     | 384,674.22        | 13-20190827FT | 384,674.22 | 08/01/19          | 08/31/19        | 31.0            | 15.5          | 8/16/19 12:00  | 09/02/19           | 08/30/19 | 17.0      |
| 154      | 1             | 5100036183          | 2000011317        | O&M Supplier 18 | 09/27/19     | 316,608.96        | 13-20190927FT | 316,608.96 | 09/01/19          | 09/30/19        | 30.0            | 15.0          | 9/16/19 0:00   | 09/30/19           | 09/30/19 | 14.5      |
| 155      | 1             | 5100036921          | 2000011317        | O&M Supplier 18 | 09/27/19     | 835,643.32        | 13-20190927PT | 835,643.32 | 09/01/19          | 09/30/19        | 30.0            | 15.0          | 9/16/19 0:00   | 09/30/19           | 09/30/19 | 14.5      |
| 156      | 1             | 5100039909          | 2000012503        | O&M Supplier 18 | 10/27/19     | 286,431.59        | 13-20191027FT | 286,431.59 | 10/01/19          | 10/31/19        | 31.0            | 15.5          | 10/16/19 12:00 | 10/30/19           | 10/30/19 | 14.0      |
| 157      | 1             | 5100046297          | 2000012503        | O&M Supplier 18 | 10/27/19     | 876,838.95        | 13-20191027PT | 876,838.95 | 10/01/19          | 10/31/19        | 31.0            | 15.5          | 10/16/19 12:00 | 10/30/19           | 10/30/19 | 14.0      |
| 158      | 1             | 5100044744          | 2000014012        | O&M Supplier 18 | 11/27/19     | 203,645.03        | 13-20191127FT | 203,645.03 | 11/01/19          | 11/30/19        | 30.0            | 15.0          | 11/16/19 0:00  | 11/29/19           | 11/30/19 | 14.5      |
| 159      | 1             | 5100046312          | 2000014012        | O&M Supplier 18 | 11/27/19     | 900,320.75        | 13-20191127PT | 900,320.75 | 11/01/19          | 11/30/19        | 30.0            | 15.0          | 11/16/19 0:00  | 11/29/19           | 11/30/19 | 14.5      |
| 160      | 1             | 5100048364          | 2000015037        | O&M Supplier 18 | 12/27/19     | 844,990.62        | 13-20191227PT | 844,990.62 | 12/01/19          | 12/31/19        | 31.0            | 15.5          | 12/16/19 12:00 | 12/30/19           | 12/30/19 | 14.0      |



Southwestern Public Service Company - Texas  
Operations & Maintenance Sample  
12 Months Ended June 30, 2020

| Line No. | Census Sample | Accounting Document | Clearing Document | Description     | Invoice Date | Invoice Amount \$ | InvoiceNo        | Amount \$  | From Service Date | To Service Date | Days of Service | Midpoint Days | Midpoint Date  | Payment Clear Date | Due Date | Lead Days |
|----------|---------------|---------------------|-------------------|-----------------|--------------|-------------------|------------------|------------|-------------------|-----------------|-----------------|---------------|----------------|--------------------|----------|-----------|
| 161      | 1             | 5100049809          | 2000015037        | O&M Supplier 18 | 12/27/19     | 293,784.36        | 13-20191227FT    | 293,784.36 | 12/01/19          | 12/31/19        | 31.0            | 15.5          | 12/16/19 12:00 | 12/30/19           | 12/30/19 | 14.0      |
| 162      | 1             | 5100003631          | 2000001309        | O&M Supplier 18 | 01/27/20     | 825,276.98        | 13-20190127PT    | 825,276.98 | 01/01/20          | 01/31/20        | 31.0            | 15.5          | 1/16/20 12:00  | 01/30/20           | 01/30/20 | 14.0      |
| 163      | 1             | 5100006054          | 2000002848        | O&M Supplier 18 | 02/27/20     | 291,652.82        | 13-20200227FT    | 291,652.82 | 02/01/20          | 02/29/20        | 29.0            | 14.5          | 2/15/20 12:00  | 02/28/20           | 02/28/20 | 13.0      |
| 164      | 1             | 5100007171          | 2000002848        | O&M Supplier 18 | 02/27/20     | 950,600.58        | 13-20200227PT    | 950,600.58 | 02/01/20          | 02/29/20        | 29.0            | 14.5          | 2/15/20 12:00  | 02/28/20           | 02/28/20 | 13.0      |
| 165      | 1             | 5100010273          | 2000003977        | O&M Supplier 18 | 03/27/20     | 203,739.97        | 13-20200327FT    | 203,739.97 | 03/01/20          | 03/31/20        | 31.0            | 15.5          | 3/16/20 12:00  | 03/31/20           | 03/31/20 | 15.0      |
| 166      | 1             | 5100011543          | 2000003977        | O&M Supplier 18 | 03/27/20     | 828,504.42        | 13-20200327PT    | 828,504.42 | 03/01/20          | 03/31/20        | 31.0            | 15.5          | 3/16/20 12:00  | 03/31/20           | 03/31/20 | 15.0      |
| 167      | 1             | 5100013971          | 2000005173        | O&M Supplier 18 | 04/27/20     | 733,008.69        | 13-20200427PT    | 733,008.69 | 04/01/20          | 04/30/20        | 30.0            | 15.0          | 4/16/20 0:00   | 04/30/20           | 04/30/20 | 14.5      |
| 168      | 1             | 5100015370          | 2000005173        | O&M Supplier 18 | 04/27/20     | 279,440.78        | 13-20200427FT    | 279,440.78 | 04/01/20          | 04/30/20        | 30.0            | 15.0          | 4/16/20 0:00   | 04/30/20           | 04/30/20 | 14.5      |
| 169      | 1             | 5100016519          | 2000006681        | O&M Supplier 18 | 05/27/20     | 519,141.44        | 13-20200527PT    | 519,141.44 | 05/01/20          | 05/31/20        | 31.0            | 15.5          | 5/16/20 12:00  | 05/29/20           | 05/29/20 | 13.0      |
| 170      | 1             | 5100019661          | 2000006681        | O&M Supplier 18 | 05/27/20     | 212,162.16        | 13-20200527FT    | 212,162.16 | 05/01/20          | 05/31/20        | 31.0            | 15.5          | 5/16/20 12:00  | 05/29/20           | 05/29/20 | 13.0      |
| 171      | 1             | 5100022234          | 2000007811        | O&M Supplier 18 | 06/22/20     | 529,260.05        | 13-20200622PT    | 529,260.05 | 06/01/20          | 06/30/20        | 30.0            | 15.0          | 6/16/20 0:00   | 06/30/20           | 06/30/20 | 14.5      |
| 172      | 1             | 5100023104          | 2000007811        | O&M Supplier 18 | 06/22/20     | 226,775.06        | 13-20200622FT    | 226,775.06 | 06/01/20          | 06/30/20        | 30.0            | 15.0          | 6/16/20 0:00   | 06/30/20           | 06/30/20 | 14.5      |
| 173      | 2             | 5100019795          | 2000006448        | O&M Supplier 19 | 06/03/20     | 8,500.00          | 38522            | 8,500.00   | 05/01/20          | 05/31/20        | 31.0            | 15.5          | 5/16/20 12:00  | 06/16/20           | 06/03/20 | 31.0      |
| 174      | 1             | 1900004042          | 2000012635        | O&M Supplier 20 | 10/27/19     | 203.26            | 28-1903-HALE-WIN | 203.26     | 07/01/19          | 09/30/19        | 92.0            | 46.0          | 8/16/19 0:00   | 11/21/19           | 10/30/19 | 88.5      |
| 175      | 2             | 1900003956          | 2000004029        | O&M Supplier 21 | 07/01/19     | 900.00            | 46058            | 900.00     | 07/01/19          | 07/31/19        | 31.0            | 15.5          | 7/16/19 12:00  | 07/30/19           | 07/24/19 | 14.0      |
| 176      | 2             | 5100004038          | 2000002450        | O&M Supplier 22 | 02/12/20     | 899.58            | 1420169          | 477.90     | 02/12/20          | 02/12/20        | 1.0             | 0.5           | 2/12/20 12:00  | 03/04/20           | 02/22/20 | 21.0      |
| 177      | 2             | 5100039565          | 2000012230        | O&M Supplier 23 | 06/27/19     | 5,724.46          | BSW112540        | 5,724.46   | 06/27/19          | 06/27/19        | 1.0             | 0.5           | 6/27/19 12:00  | 10/25/19           | 07/27/19 | 120.0     |
| 178      | 2             | 5100027438          | 200000896         | O&M Supplier 23 | 07/01/19     | 11,209.98         | BSW113512        | 5,604.99   | 07/01/19          | 07/01/19        | 1.0             | 0.5           | 7/1/19 12:00   | 07/31/19           | 07/31/19 | 30.0      |
| 179      | 2             | 5100027468          | 200000896         | O&M Supplier 23 | 07/01/19     | 11,493.84         | BSW113514        | 5,746.92   | 07/01/19          | 07/01/19        | 1.0             | 0.5           | 7/1/19 12:00   | 07/31/19           | 07/31/19 | 30.0      |
| 180      | 2             | 5100027663          | 2000009033        | O&M Supplier 23 | 07/09/19     | 11,642.00         | BSW116122        | 5,821.00   | 07/09/19          | 07/09/19        | 1.0             | 0.5           | 7/9/19 12:00   | 08/09/19           | 08/08/19 | 31.0      |
| 181      | 2             | 5100034177          | 2000010682        | O&M Supplier 23 | 08/14/19     | 12,041.90         | BSW128297        | 6,020.95   | 08/14/19          | 08/14/19        | 1.0             | 0.5           | 8/14/19 12:00  | 09/13/19           | 09/12/19 | 30.0      |
| 182      | 2             | 5100036105          | 2000011252        | O&M Supplier 23 | 08/28/19     | 11,696.78         | BSW132427        | 5,848.39   | 08/28/19          | 08/28/19        | 1.0             | 0.5           | 8/28/19 12:00  | 09/27/19           | 09/27/19 | 30.0      |
| 183      | 2             | 5100038138          | 2000011815        | O&M Supplier 23 | 09/17/19     | 19,111.59         | BSW138434        | 6,697.02   | 09/17/19          | 09/17/19        | 1.0             | 0.5           | 9/17/19 12:00  | 10/17/19           | 10/17/19 | 30.0      |
| 184      | 2             | 5100038711          | 2000012106        | O&M Supplier 23 | 09/24/19     | 11,726.66         | BSW140760        | 5,863.33   | 09/24/19          | 09/24/19        | 1.0             | 0.5           | 9/24/19 12:00  | 10/24/19           | 10/24/19 | 30.0      |
| 185      | 2             | 5100046072          | 2000014449        | O&M Supplier 23 | 11/13/19     | 12,354.16         | BSW157239        | 6,493.66   | 11/13/19          | 11/13/19        | 1.0             | 0.5           | 11/13/19 12:00 | 12/13/19           | 12/13/19 | 30.0      |
| 186      | 2             | 5100015111          | 2000004863        | O&M Supplier 23 | 01/13/20     | 5,800.75          | BSW172862AP      | 5,800.75   | 01/13/20          | 01/13/20        | 1.0             | 0.5           | 1/13/20 12:00  | 04/24/20           | 02/12/20 | 102.0     |
| 187      | 2             | 5100004034          | 2000002499        | O&M Supplier 23 | 01/24/20     | 11,442.96         | BSW176365        | 5,721.48   | 01/24/20          | 01/24/20        | 1.0             | 0.5           | 1/24/20 12:00  | 02/21/20           | 02/23/20 | 30.0      |
| 188      | 2             | 5100003752          | 2000002824        | O&M Supplier 23 | 01/28/20     | 11,553.46         | BSW177773        | 5,776.73   | 01/28/20          | 01/28/20        | 1.0             | 0.5           | 1/28/20 12:00  | 02/28/20           | 02/27/20 | 31.0      |
| 189      | 2             | 5100006201          | 2000003340        | O&M Supplier 23 | 02/13/20     | 11,418.94         | BSW182084        | 5,709.47   | 02/13/20          | 02/13/20        | 1.0             | 0.5           | 2/13/20 12:00  | 03/13/20           | 03/14/20 | 30.0      |
| 190      | 2             | 5100009109          | 2000004551        | O&M Supplier 23 | 03/19/20     | 11,311.92         | BSW192237        | 5,655.96   | 03/19/20          | 03/19/20        | 1.0             | 0.5           | 3/19/20 12:00  | 04/17/20           | 04/18/20 | 30.0      |
| 191      | 2             | 5100020766          | 2000008506        | O&M Supplier 23 | 06/17/20     | 6,186.45          | BSW214878        | 6,186.45   | 06/17/20          | 06/17/20        | 1.0             | 0.5           | 6/17/20 12:00  | 07/17/20           | 07/17/20 | 30.0      |
| 192      | 2             | 5100032214          | 2000011064        | O&M Supplier 24 | 08/14/19     | 114,029.92        | 00384454         | 17,412.87  | 07/01/19          | 07/31/19        | 31.0            | 15.5          | 7/16/19 12:00  | 09/30/19           | 09/13/19 | 76.0      |
| 193      | 2             | 5100032214          | 2000011064        | O&M Supplier 24 | 08/14/19     | 114,029.92        | 00384454         | 306.34     | 07/01/19          | 07/31/19        | 31.0            | 15.5          | 7/16/19 12:00  | 09/30/19           | 09/13/19 | 76.0      |
| 194      | 2             | 5100032214          | 2000011064        | O&M Supplier 24 | 08/14/19     | 114,029.92        | 00384454         | 12,571.81  | 07/01/19          | 07/31/19        | 31.0            | 15.5          | 7/16/19 12:00  | 09/30/19           | 09/13/19 | 76.0      |
| 195      | 2             | 5100032214          | 2000011064        | O&M Supplier 24 | 08/14/19     | 114,029.92        | 00384454         | 568.33     | 07/01/19          | 07/31/19        | 31.0            | 15.5          | 7/16/19 12:00  | 09/30/19           | 09/13/19 | 76.0      |
| 196      | 2             | 5100001133          | 2000001556        | O&M Supplier 24 | 01/09/20     | 102,900.12        | 00393830         | 15,769.49  | 12/01/19          | 12/31/19        | 31.0            | 15.5          | 12/16/19 12:00 | 02/13/20           | 02/08/20 | 59.0      |
| 197      | 2             | 5100001133          | 2000001556        | O&M Supplier 24 | 01/09/20     | 102,900.12        | 00393830         | 254.31     | 12/01/19          | 12/31/19        | 31.0            | 15.5          | 12/16/19 12:00 | 02/13/20           | 02/08/20 | 59.0      |
| 198      | 2             | 5100001133          | 2000001556        | O&M Supplier 24 | 01/09/20     | 102,900.12        | 00393830         | 11,262.48  | 12/01/19          | 12/31/19        | 31.0            | 15.5          | 12/16/19 12:00 | 02/13/20           | 02/08/20 | 59.0      |
| 199      | 2             | 5100001133          | 2000001556        | O&M Supplier 24 | 01/09/20     | 102,900.12        | 00393830         | 561.06     | 12/01/19          | 12/31/19        | 31.0            | 15.5          | 12/16/19 12:00 | 02/13/20           | 02/08/20 | 59.0      |
| 200      | 2             | 5100017434          | 2000007036        | O&M Supplier 24 | 05/11/20     | 111,559.56        | 00402008         | 17,039.79  | 04/01/20          | 04/30/20        | 30.0            | 15.0          | 4/16/20 0:00   | 06/16/20           | 06/10/20 | 61.5      |

**Southwestern Public Service Company - Texas  
 Operations & Maintenance Sample  
 12 Months Ended June 30, 2020**

| Line No. | Census Sample | Accounting Document | Clearing Document | Description     | Invoice Date | Invoice Amount \$ | InvoiceNo       | Amount \$  | From Service Date | To Service Date | Days of Service | Midpoint Days | Midpoint Date  | Payment Clear Date | Due Date | Lead Days |
|----------|---------------|---------------------|-------------------|-----------------|--------------|-------------------|-----------------|------------|-------------------|-----------------|-----------------|---------------|----------------|--------------------|----------|-----------|
| 201      | 2             | 5100017434          | 2000007036        | O&M Supplier 24 | 05/11/20     | 111,559.56        | 00402008        | 266.99     | 04/01/20          | 04/30/20        | 30.0            | 15.0          | 4/16/20 0:00   | 06/16/20           | 06/10/20 | 61.5      |
| 202      | 2             | 5100017434          | 2000007036        | O&M Supplier 24 | 05/11/20     | 111,559.56        | 00402008        | 12,040.87  | 04/01/20          | 04/30/20        | 30.0            | 15.0          | 4/16/20 0:00   | 06/16/20           | 06/10/20 | 61.5      |
| 203      | 2             | 5100017434          | 2000007036        | O&M Supplier 24 | 05/11/20     | 111,559.56        | 00402008        | 821.12     | 04/01/20          | 04/30/20        | 30.0            | 15.0          | 4/16/20 0:00   | 06/16/20           | 06/10/20 | 61.5      |
| 204      | 1             | 1900003862          | 2000006497        | O&M Supplier 25 | 05/22/20     | 75,181.08         | 022RFP Tyler20  | 75,181.08  | 01/01/20          | 12/31/20        | 366.0           | 183.0         | 7/2/20 0:00    | 06/04/20           | 01/01/20 | -27.5     |
| 205      | 1             | 5100039734          | 2000008550        | O&M Supplier 26 | 09/30/19     | 513,609.92        | 70032315        | 112,500.00 | 07/01/19          | 12/31/19        | 184.0           | 92.0          | 10/1/19 0:00   | 11/22/19           | 10/27/19 | 52.5      |
| 206      | 1             | 1900002466          | 2000005597        | O&M Supplier 27 | 07/03/19     | 69,269.18         | 031015107172019 | 46,368.79  | 05/30/19          | 06/28/19        | 30.0            | 15.0          | 6/14/19 0:00   | 07/30/19           | 07/17/19 | 46.5      |
| 207      | 1             | 1900002466          | 2000005597        | O&M Supplier 27 | 07/03/19     | 22,900.39         | 031015107172019 | 22,900.39  | 05/30/19          | 06/28/19        | 30.0            | 15.0          | 6/14/19 0:00   | 07/30/19           | 07/17/19 | 46.5      |
| 208      | 2             | 1900003088          | 2000003949        | O&M Supplier 27 | 08/02/19     | 45,925.60         | 014422708022019 | 31,596.81  | 06/26/19          | 07/30/19        | 35.0            | 17.5          | 7/13/19 12:00  | 08/22/19           | 08/14/19 | 40.0      |
| 209      | 2             | 1900003088          | 2000003949        | O&M Supplier 27 | 08/02/19     | 45,925.60         | 014422708022019 | 14,328.79  | 06/26/19          | 07/30/19        | 35.0            | 17.5          | 7/13/19 12:00  | 08/22/19           | 08/14/19 | 40.0      |
| 210      | 1             | 1900002398          | 2000009626        | O&M Supplier 27 | 08/05/19     | 77,896.93         | 031015108052019 | 53,593.09  | 06/29/19          | 08/01/19        | 34.0            | 17.0          | 7/16/19 0:00   | 08/29/19           | 08/16/19 | 44.5      |
| 211      | 1             | 1900002398          | 2000009626        | O&M Supplier 27 | 08/05/19     | 77,896.93         | 031015108052019 | 24,303.84  | 06/29/19          | 08/01/19        | 34.0            | 17.0          | 7/16/19 0:00   | 08/29/19           | 08/16/19 | 44.5      |
| 212      | 2             | 1900003638          | 2000010528        | O&M Supplier 27 | 09/03/19     | 39,545.50         | 014422709032019 | 30,026.90  | 07/31/19          | 08/28/19        | 29.0            | 14.5          | 8/14/19 12:00  | 12/04/19           | 09/16/19 | 112.0     |
| 213      | 2             | 1900003638          | 2000010528        | O&M Supplier 27 | 09/03/19     | 39,545.50         | 014422709032019 | 9,518.60   | 07/31/19          | 08/28/19        | 29.0            | 14.5          | 8/14/19 12:00  | 12/04/19           | 09/16/19 | 112.0     |
| 214      | 1             | 1900001457          | 2000009614        | O&M Supplier 27 | 09/04/19     | 79,321.66         | 031015108052019 | 60,228.94  | 08/01/19          | 09/03/19        | 34.0            | 17.0          | 8/18/19 0:00   | 09/25/19           | 09/18/19 | 38.5      |
| 215      | 1             | 1900001457          | 2000009614        | O&M Supplier 27 | 09/04/19     | 79,321.66         | 031015108052019 | 19,092.72  | 08/01/19          | 09/03/19        | 34.0            | 17.0          | 8/18/19 0:00   | 09/25/19           | 09/18/19 | 38.5      |
| 216      | 1             | 1900004868          | 2000010528        | O&M Supplier 27 | 10/02/19     | 48,830.70         | 014422712022019 | 43,708.36  | 08/29/19          | 09/26/19        | 29.0            | 14.5          | 9/12/19 12:00  | 12/04/19           | 10/16/19 | 83.0      |
| 217      | 1             | 1900004868          | 2000010528        | O&M Supplier 27 | 10/02/19     | 48,830.70         | 014422712022019 | 5,122.34   | 08/29/19          | 09/26/19        | 29.0            | 14.5          | 9/12/19 12:00  | 12/04/19           | 10/16/19 | 83.0      |
| 218      | 2             | 1900002552          | 2000010406        | O&M Supplier 27 | 10/04/19     | 42,679.46         | 03101510042019  | 38,202.38  | 09/04/19          | 10/02/19        | 29.0            | 14.5          | 9/18/19 12:00  | 10/31/19           | 10/18/19 | 43.0      |
| 219      | 2             | 1900002552          | 2000010406        | O&M Supplier 27 | 10/04/19     | 42,679.46         | 03101510042019  | 4,477.08   | 09/04/19          | 10/02/19        | 29.0            | 14.5          | 9/18/19 12:00  | 10/31/19           | 10/18/19 | 43.0      |
| 220      | 2             | 1900005566          | 2000014482        | O&M Supplier 27 | 12/02/19     | 38,164.50         | 014422712022019 | 30,306.43  | 10/29/19          | 11/22/19        | 25.0            | 12.5          | 11/10/19 12:00 | 12/27/19           | 12/16/19 | 47.0      |
| 221      | 2             | 1900005566          | 2000014482        | O&M Supplier 27 | 12/02/19     | 38,164.50         | 014422712022019 | 7,858.07   | 10/29/19          | 11/22/19        | 25.0            | 12.5          | 11/10/19 12:00 | 12/27/19           | 12/16/19 | 47.0      |
| 222      | 1             | 1900000221          | 2000000232        | O&M Supplier 27 | 01/06/20     | 54,558.90         | 014422701032020 | 40,008.04  | 11/23/19          | 12/26/19        | 34.0            | 17.0          | 12/10/19 0:00  | 01/28/20           | 01/14/20 | 49.5      |
| 223      | 1             | 1900000221          | 2000000232        | O&M Supplier 27 | 01/06/20     | 54,558.90         | 014422701032020 | 14,550.86  | 11/23/19          | 12/26/19        | 34.0            | 17.0          | 12/10/19 0:00  | 01/28/20           | 01/14/20 | 49.5      |
| 224      | 1             | 1900002391          | 2000001581        | O&M Supplier 27 | 02/03/20     | 54,148.35         | 014422702032020 | 35,461.75  | 12/27/19          | 01/27/20        | 32.0            | 16.0          | 1/12/20 0:00   | 02/20/20           | 02/14/20 | 39.5      |
| 225      | 1             | 1900002391          | 2000001581        | O&M Supplier 27 | 02/03/20     | 54,148.35         | 014422702032020 | 18,686.60  | 12/27/19          | 01/27/20        | 32.0            | 16.0          | 1/12/20 0:00   | 02/20/20           | 02/14/20 | 39.5      |
| 226      | 1             | 1900001182          | 2000003273        | O&M Supplier 27 | 03/02/20     | 41,980.95         | 014422703022020 | 22,896.41  | 01/28/20          | 02/25/20        | 29.0            | 14.5          | 2/11/20 12:00  | 03/24/20           | 03/14/20 | 42.0      |
| 227      | 1             | 1900001182          | 2000003273        | O&M Supplier 27 | 03/02/20     | 41,980.95         | 014422703022020 | 19,084.54  | 01/28/20          | 02/25/20        | 29.0            | 14.5          | 2/11/20 12:00  | 03/24/20           | 03/14/20 | 42.0      |
| 228      | 1             | 1900003990          | 2000006110        | O&M Supplier 27 | 05/06/20     | 31,456.59         | 1728886         | 14,920.47  | 04/03/20          | 05/01/20        | 29.0            | 14.5          | 4/17/20 12:00  | 05/28/20           | 05/18/20 | 41.0      |
| 229      | 1             | 1900003990          | 2000006110        | O&M Supplier 27 | 05/06/20     | 31,456.59         | 1728886         | 16,536.12  | 04/03/20          | 05/01/20        | 29.0            | 14.5          | 4/17/20 12:00  | 05/28/20           | 05/18/20 | 41.0      |
| 230      | 1             | 1900001985          | 2000006498        | O&M Supplier 28 | 07/03/19     | 73,534.18         | 2317106063119   | 73,534.18  | 06/01/19          | 06/30/19        | 30.0            | 15.0          | 6/16/19 0:00   | 07/25/19           | 07/15/19 | 39.5      |
| 231      | 1             | 1900003007          | 2000009512        | O&M Supplier 28 | 07/31/19     | 86,021.60         | 2317106073119   | 86,021.60  | 07/01/19          | 07/31/19        | 31.0            | 15.5          | 7/16/19 12:00  | 08/26/19           | 08/15/19 | 41.0      |
| 232      | 1             | 1900001339          | 2000010369        | O&M Supplier 28 | 08/31/19     | 93,798.63         | 2317106083119   | 93,798.63  | 08/01/19          | 08/31/19        | 31.0            | 15.5          | 8/16/19 12:00  | 09/23/19           | 09/15/19 | 38.0      |
| 233      | 1             | 1900001048          | 2000010849        | O&M Supplier 28 | 09/30/19     | 59,188.58         | 23171093019     | 59,188.58  | 09/01/19          | 09/30/19        | 30.0            | 15.0          | 9/16/19 0:00   | 10/25/19           | 10/15/19 | 39.5      |
| 234      | 1             | 1900004257          | 2000014391        | O&M Supplier 28 | 11/30/19     | 217,295.57        | 2317106113019   | 217,295.57 | 11/01/19          | 11/30/19        | 30.0            | 15.0          | 11/16/19 0:00  | 12/30/19           | 12/15/19 | 44.5      |
| 235      | 1             | 1900000330          | 2000000421        | O&M Supplier 28 | 01/31/20     | 63,604.75         | 2317106123119   | 63,604.75  | 12/01/19          | 12/31/19        | 31.0            | 15.5          | 12/16/19 12:00 | 01/24/20           | 01/15/20 | 39.0      |
| 236      | 1             | 1900000357          | 2000001582        | O&M Supplier 28 | 01/31/20     | 71,822.18         | 2317106013120   | 71,822.18  | 01/01/20          | 01/31/20        | 31.0            | 15.5          | 1/16/20 12:00  | 02/24/20           | 02/15/20 | 39.0      |
| 237      | 1             | 1900000055          | 2000003274        | O&M Supplier 28 | 02/29/20     | 77,321.22         | 231710602920    | 77,321.22  | 02/01/20          | 02/29/20        | 29.0            | 14.5          | 2/15/20 12:00  | 03/25/20           | 03/15/20 | 39.0      |
| 238      | 1             | 1900002624          | 2000004387        | O&M Supplier 28 | 03/31/20     | 84,355.80         | 2317106040920   | 84,355.80  | 03/01/20          | 03/31/20        | 31.0            | 15.5          | 3/16/20 12:00  | 04/29/20           | 04/15/20 | 44.0      |
| 239      | 1             | 1900002954          | 2000004964        | O&M Supplier 28 | 04/30/20     | 66,408.45         | 2317106043020   | 66,408.45  | 04/01/20          | 04/30/20        | 30.0            | 15.0          | 4/16/20 0:00   | 06/08/20           | 05/15/20 | 53.5      |
| 240      | 1             | 1900000402          | 2000007101        | O&M Supplier 28 | 05/31/20     | 52,496.80         | 2317106053020   | 52,496.80  | 05/01/20          | 05/31/20        | 31.0            | 15.5          | 5/14/20 12:00  | 06/19/20           | 06/15/20 | 34.0      |

Southwestern Public Service Company - Texas  
Operations & Maintenance Sample  
12 Months Ended June 30, 2020

| Line No. | Census Sample | Accounting Document | Clearing Document | Description     | Invoice Date | Invoice Amount \$ | InvoiceNo         | Amount \$  | From Service Date | To Service Date | Days of Service | Midpoint Days | Midpoint Date  | Payment Clear Date | Due Date | Lead Days |
|----------|---------------|---------------------|-------------------|-----------------|--------------|-------------------|-------------------|------------|-------------------|-----------------|-----------------|---------------|----------------|--------------------|----------|-----------|
| 241      | 2             | 1900005120          | 2000012668        | O&M Supplier 29 | 10/27/19     | 406.52            | 44-1903-HALE-WIN  | 406.52     | 07/01/19          | 09/30/19        | 92.0            | 46.0          | 8/16/19 0:00   | 03/09/20           | 10/30/19 | 206.5     |
| 242      | 2             | 5100038341          | 2000010059        | O&M Supplier 30 | 03/05/19     | 632.19            | 030119SPS         | 632.19     | 02/27/19          | 03/05/19        | 7.0             | 3.5           | 3/2/19 12:00   | 10/07/19           | 03/05/19 | 219.0     |
| 243      | 2             | 5100000415          | 200002678         | O&M Supplier 31 | 01/28/20     | 24,661.55         | 7700              | 24,661.55  | 01/01/20          | 01/31/20        | 31.0            | 15.5          | 1/6/20 12:00   | 03/04/20           | 02/27/20 | 48.0      |
| 244      | 2             | 5100013284          | 2000005371        | O&M Supplier 31 | 03/31/20     | 9,690.13          | 7902              | 9,690.13   | 03/01/20          | 03/31/20        | 31.0            | 15.5          | 3/1/20 12:00   | 05/18/20           | 04/30/20 | 63.0      |
| 245      | 2             | 5100029567          | 2000008343        | O&M Supplier 32 | 07/15/19     | 31,587.78         | 27012             | 16,781.01  | 07/01/19          | 07/07/19        | 7.0             | 3.5           | 7/4/19 12:00   | 07/25/19           | 07/25/19 | 21.0      |
| 246      | 2             | 5100034387          | 2000009962        | O&M Supplier 33 | 08/21/19     | 19,425.04         | 24135554          | 19,425.04  | 09/01/19          | 09/30/19        | 30.0            | 15.0          | 9/16/19 0:00   | 08/23/19           | 08/21/19 | -23.5     |
| 247      | 2             | 5100043426          | 2000012324        | O&M Supplier 33 | 10/23/19     | 19,425.04         | 24759354          | 19,425.04  | 11/01/19          | 11/30/19        | 30.0            | 15.0          | 11/16/19 0:00  | 10/28/19           | 10/23/19 | -18.5     |
| 248      | 2             | 5100049686          | 2000014615        | O&M Supplier 33 | 12/16/19     | 19,754.06         | 25270810          | 19,754.06  | 01/01/20          | 01/31/20        | 31.0            | 15.5          | 1/6/20 12:00   | 12/19/19           | 12/16/19 | -28.0     |
| 249      | 2             | 5100015413          | 2000005002        | O&M Supplier 33 | 04/24/20     | 28,406.54         | 26220985          | 14,203.27  | 05/01/20          | 05/31/20        | 31.0            | 15.5          | 5/1/20 12:00   | 04/29/20           | 04/24/20 | -17.0     |
| 250      | 1             | 5100032313          | 2000010644        | O&M Supplier 34 | 08/14/19     | 67,450.00         | AM-130003069      | 67,450.00  | 07/21/19          | 09/11/19        | 53.0            | 26.5          | 8/16/19 12:00  | 09/17/19           | 09/13/19 | 32.0      |
| 251      | 2             | 5100040181          | 2000013221        | O&M Supplier 34 | 10/09/19     | 91,633.34         | AM-130003814      | 45,816.67  | 10/09/19          | 10/09/19        | 1.0             | 0.5           | 10/9/19 12:00  | 11/25/19           | 11/08/19 | 47.0      |
| 252      | 2             | 5100040631          | 2000000221        | O&M Supplier 35 | 10/14/19     | 13,885.31         | 7010352-0016      | 13,885.31  | 09/26/19          | 10/24/19        | 29.0            | 14.5          | 10/10/19 12:00 | 01/16/20           | 10/14/19 | 98.0      |
| 253      | 2             | 5100010798          | 2000004941        | O&M Supplier 35 | 03/02/20     | 12,625.00         | 7010352-0021      | 13,666.56  | 02/13/20          | 03/12/20        | 29.0            | 14.5          | 2/27/20 12:00  | 05/05/20           | 03/02/20 | 68.0      |
| 254      | 1             | 1900001359          | 2000005817        | O&M Supplier 36 | 05/05/20     | 7.50              | 052_HALE_2001     | 7.50       | 01/01/20          | 03/31/20        | 91.0            | 45.5          | 2/15/20 12:00  | 05/27/20           | 05/15/20 | 102.0     |
| 255      | 2             | 1900000119          | 2000005819        | O&M Supplier 37 | 05/05/20     | 2,361.39          | 058_HALE_2001     | 2,361.39   | 01/01/20          | 03/31/20        | 91.0            | 45.5          | 2/15/20 12:00  | 05/27/20           | 05/15/20 | 95.0      |
| 256      | 1             | 1900002041          | 2000012671        | O&M Supplier 38 | 10/27/19     | 125.89            | 60-1903-HALE-WIN  | 125.89     | 07/01/19          | 09/30/19        | 92.0            | 46.0          | 8/16/19 0:00   | 11/29/19           | 10/30/19 | 105.5     |
| 257      | 2             | 1900002575          | 2000009150        | O&M Supplier 39 | 08/07/19     | 4.56              | 82-HUNT-1-HWCQ219 | 4.56       | 06/28/19          | 06/30/19        | 3.0             | 1.5           | 6/29/19 12:00  | 08/20/19           | 08/07/19 | 52.0      |
| 258      | 1             | 5100027441          | 2000008918        | O&M Supplier 40 | 07/08/19     | 95,627.00         | 8000666457        | 95,627.00  | 03/17/19          | 06/15/19        | 91.0            | 45.5          | 5/1/19 12:00   | 08/14/19           | 08/07/19 | 105.0     |
| 259      | 2             | 5100013868          | 2000004013        | O&M Supplier 41 | 04/21/20     | 27,500.00         | P1002081          | 27,500.00  | 04/01/20          | 04/21/20        | 21.0            | 10.5          | 4/1/20 12:00   | 05/21/20           | 05/21/20 | 40.0      |
| 260      | 2             | 5100006334          | 2000003442        | O&M Supplier 42 | 02/17/20     | 356.35            | TX-0211720        | 356.35     | 02/17/20          | 02/17/20        | 7.0             | 3.5           | 2/14/20 12:00  | 04/07/20           | 03/18/20 | 46.0      |
| 261      | 2             | 5100009531          | 2000003439        | O&M Supplier 42 | 03/02/20     | 996.42            | TX-0302220        | 996.42     | 02/25/20          | 03/02/20        | 7.0             | 3.5           | 2/28/20 12:00  | 04/07/20           | 04/01/20 | 39.0      |
| 262      | 2             | 1900003936          | 2000009791        | O&M Supplier 43 | 08/01/19     | 25,125.00         | 12116             | 1,750.00   | 06/17/19          | 07/10/19        | 24.0            | 12.0          | 6/29/19 0:00   | 08/21/19           | 08/01/19 | 53.5      |
| 263      | 2             | 1900003936          | 2000009791        | O&M Supplier 43 | 08/01/19     | 25,125.00         | 12116             | 8,775.00   | 06/17/19          | 07/10/19        | 24.0            | 12.0          | 6/29/19 0:00   | 08/21/19           | 08/01/19 | 53.5      |
| 264      | 2             | 1900003936          | 2000009791        | O&M Supplier 43 | 08/01/19     | 25,125.00         | 12116             | 6,600.00   | 06/17/19          | 07/10/19        | 24.0            | 12.0          | 6/29/19 0:00   | 08/21/19           | 08/01/19 | 53.5      |
| 265      | 2             | 1900003936          | 2000009791        | O&M Supplier 43 | 08/01/19     | 25,125.00         | 12116             | 2,525.00   | 06/17/19          | 07/10/19        | 24.0            | 12.0          | 6/29/19 0:00   | 08/21/19           | 08/01/19 | 53.5      |
| 266      | 2             | 1900003936          | 2000009791        | O&M Supplier 43 | 08/01/19     | 25,125.00         | 12116             | 250.00     | 06/17/19          | 07/10/19        | 24.0            | 12.0          | 6/29/19 0:00   | 08/21/19           | 08/01/19 | 53.5      |
| 267      | 2             | 1900003936          | 2000009791        | O&M Supplier 43 | 08/01/19     | 25,125.00         | 12116             | 1,750.00   | 06/17/19          | 07/10/19        | 24.0            | 12.0          | 6/29/19 0:00   | 08/21/19           | 08/01/19 | 53.5      |
| 268      | 2             | 1900003936          | 2000009791        | O&M Supplier 43 | 08/01/19     | 25,125.00         | 12116             | 850.00     | 06/17/19          | 07/10/19        | 24.0            | 12.0          | 6/29/19 0:00   | 08/21/19           | 08/01/19 | 53.5      |
| 269      | 2             | 1900003936          | 2000009791        | O&M Supplier 43 | 08/01/19     | 25,125.00         | 12116             | 250.00     | 06/17/19          | 07/10/19        | 24.0            | 12.0          | 6/29/19 0:00   | 08/21/19           | 08/01/19 | 53.5      |
| 270      | 2             | 1900003936          | 2000009791        | O&M Supplier 43 | 08/01/19     | 25,125.00         | 12116             | 750.00     | 06/17/19          | 07/10/19        | 24.0            | 12.0          | 6/29/19 0:00   | 08/21/19           | 08/01/19 | 53.5      |
| 271      | 2             | 1900003936          | 2000009791        | O&M Supplier 43 | 08/01/19     | 25,125.00         | 12116             | 1,125.00   | 06/17/19          | 07/10/19        | 24.0            | 12.0          | 6/29/19 0:00   | 08/21/19           | 08/01/19 | 53.5      |
| 272      | 2             | 1900003936          | 2000009791        | O&M Supplier 43 | 08/01/19     | 25,125.00         | 12116             | 250.00     | 06/17/19          | 07/10/19        | 24.0            | 12.0          | 6/29/19 0:00   | 08/21/19           | 08/01/19 | 53.5      |
| 273      | 2             | 1900003936          | 2000009791        | O&M Supplier 43 | 08/01/19     | 25,125.00         | 12116             | 250.00     | 06/17/19          | 07/10/19        | 24.0            | 12.0          | 6/29/19 0:00   | 08/21/19           | 08/01/19 | 53.5      |
| 274      | 2             | 1900001038          | 2000004512        | O&M Supplier 44 | 10/14/18     | 310.04            | 15254TAX          | 310.04     | 09/16/19          | 09/29/19        | 14.0            | 7.0           | 9/23/19 0:00   | 04/28/20           | 11/13/19 | 218.5     |
| 275      | 2             | 5100043385          | 2000013368        | O&M Supplier 44 | 01/14/19     | 15,399.00         | 15256             | 8,334.71   | 09/23/19          | 10/10/19        | 18.0            | 9.0           | 10/2/19 0:00   | 11/26/19           | 02/13/19 | 55.5      |
| 276      | 1             | 5100040804          | 2000013368        | O&M Supplier 44 | 10/14/19     | 161,697.93        | 15252             | 56,782.75  | 09/16/19          | 10/11/19        | 26.0            | 13.0          | 9/29/19 0:00   | 11/26/19           | 11/13/19 | 58.5      |
| 277      | 1             | 5100040804          | 2000013368        | O&M Supplier 44 | 10/14/19     | 161,697.93        | 15252             | 1,563.25   | 09/16/19          | 10/11/19        | 26.0            | 13.0          | 9/29/19 0:00   | 11/26/19           | 11/13/19 | 58.5      |
| 278      | 1             | 5100045043          | 2000014669        | O&M Supplier 44 | 11/20/19     | 139,340.06        | 15457             | 75,417.81  | 10/17/19          | 11/15/19        | 30.0            | 15.0          | 11/1/19 0:00   | 12/30/19           | 12/20/19 | 59.5      |
| 279      | 2             | 5100048839          | 2000000283        | O&M Supplier 44 | 12/10/19     | 22,611.86         | 15602             | 12,238.67  | 10/30/19          | 11/22/19        | 24.0            | 12.0          | 11/11/19 0:00  | 01/15/20           | 01/09/20 | 65.5      |
| 280      | 1             | 5100047832          | 2000000441        | O&M Supplier 44 | 12/16/19     | 341,971.50        | 15262             | 113,086.77 | 12/01/19          | 12/16/19        | 16.0            | 8.0           | 12/9/19 0:00   | 01/22/20           | 01/15/20 | 44.5      |

Southwestern Public Service Company - Texas  
Operations & Maintenance Sample  
12 Months Ended June 30, 2020

| Line No. | Census Sample | Accounting Document | Clearing Document | Description     | Invoice Date | Invoice Amount \$ | InvoiceNo       | Amount \$ | From Service Date | To Service Date | Days of Service | Midpoint Days | Midpoint Date  | Payment Clear Date | Due Date | Lead Days |
|----------|---------------|---------------------|-------------------|-----------------|--------------|-------------------|-----------------|-----------|-------------------|-----------------|-----------------|---------------|----------------|--------------------|----------|-----------|
| 281      | 1             | 5100047832          | 200000441         | O&M Supplier 44 | 12/16/19     | 341,971.50        | 15262           | 10,307.94 | 12/01/19          | 12/16/19        | 16.0            | 8.0           | 12/9/19 0:00   | 01/22/20           | 01/15/20 | 44.5      |
| 282      | 2             | 5100038304          | 2000012984        | O&M Supplier 45 | 09/30/19     | 2,071.88          | 316293          | 1,035.94  | 09/01/19          | 09/30/19        | 30.0            | 15.0          | 9/16/19 0:00   | 11/01/19           | 10/30/19 | 46.5      |
| 283      | 2             | 5100001040          | 2000001382        | O&M Supplier 45 | 12/31/19     | 2,071.88          | 300029813       | 1,035.94  | 12/01/19          | 12/31/19        | 31.0            | 15.5          | 12/16/19 12:00 | 01/31/20           | 01/30/20 | 46.0      |
| 284      | 1             | 5100029621          | 2000009951        | O&M Supplier 46 | 07/25/19     | 99,745.58         | 151679111       | 49,872.79 | 07/01/19          | 07/31/19        | 31.0            | 15.5          | 7/16/19 12:00  | 08/23/19           | 08/24/19 | 39.0      |
| 285      | 1             | 5100000569          | 2000003040        | O&M Supplier 47 | 02/06/20     | 495,975.00        | 95201137        | 17,552.74 | 12/06/19          | 01/31/20        | 57.0            | 28.5          | 1/3/20 12:00   | 03/06/20           | 03/07/20 | 64.0      |
| 286      | 1             | 5100000569          | 2000003040        | O&M Supplier 47 | 02/06/20     | 495,975.00        | 95201137        | 34,293.60 | 12/06/19          | 01/31/20        | 57.0            | 28.5          | 1/3/20 12:00   | 03/06/20           | 03/07/20 | 64.0      |
| 287      | 1             | 5100000569          | 2000003040        | O&M Supplier 47 | 02/06/20     | 495,975.00        | 95201137        | 55,532.25 | 12/06/19          | 01/31/20        | 57.0            | 28.5          | 1/3/20 12:00   | 03/06/20           | 03/07/20 | 64.0      |
| 288      | 2             | 5100033068          | 2000010696        | O&M Supplier 48 | 08/05/19     | 13,271.02         | 51516678        | 4,497.35  | 08/05/19          | 08/05/19        | 1.0             | 0.5           | 8/5/19 12:00   | 09/13/19           | 09/04/19 | 39.0      |
| 289      | 2             | 5100033068          | 2000010696        | O&M Supplier 48 | 08/05/19     | 13,271.02         | 51516678        | 2,138.16  | 08/05/19          | 08/05/19        | 1.0             | 0.5           | 8/5/19 12:00   | 09/13/19           | 09/04/19 | 39.0      |
| 290      | 2             | 510004801           | 2000002710        | O&M Supplier 48 | 01/24/20     | 13,239.58         | 51538332        | 6,619.79  | 01/24/20          | 01/24/20        | 1.0             | 0.5           | 1/24/20 12:00  | 02/27/20           | 02/23/20 | 34.0      |
| 291      | 2             | 5100021763          | 2000008040        | O&M Supplier 48 | 06/04/20     | 14,084.96         | 51553340        | 4,494.42  | 06/04/20          | 06/04/20        | 1.0             | 0.5           | 6/4/20 12:00   | 07/06/20           | 07/04/20 | 32.0      |
| 292      | 2             | 1900003336          | 2000007997        | O&M Supplier 49 | 06/28/19     | 122,882.71        | 2705325PS       | 696.45    | 06/16/19          | 06/22/19        | 7.0             | 3.5           | 6/19/19 12:00  | 07/12/19           | 07/12/19 | 23.0      |
| 293      | 2             | 1900003336          | 2000007997        | O&M Supplier 49 | 06/28/19     | 122,882.71        | 2705325PS       | 1,329.09  | 06/16/19          | 06/22/19        | 7.0             | 3.5           | 6/19/19 12:00  | 07/12/19           | 07/12/19 | 23.0      |
| 294      | 2             | 1900003336          | 2000007997        | O&M Supplier 49 | 06/28/19     | 122,882.71        | 2705325PS       | 1,823.90  | 06/16/19          | 06/22/19        | 7.0             | 3.5           | 6/19/19 12:00  | 07/12/19           | 07/12/19 | 23.0      |
| 295      | 2             | 1900003336          | 2000007997        | O&M Supplier 49 | 06/28/19     | 122,882.71        | 2705325PS       | 1,393.60  | 06/16/19          | 06/22/19        | 7.0             | 3.5           | 6/19/19 12:00  | 07/12/19           | 07/12/19 | 23.0      |
| 296      | 2             | 1900003336          | 2000007997        | O&M Supplier 49 | 06/28/19     | 122,882.71        | 2705325PS       | 4,673.35  | 06/16/19          | 06/22/19        | 7.0             | 3.5           | 6/19/19 12:00  | 07/12/19           | 07/12/19 | 23.0      |
| 297      | 2             | 1900003336          | 2000007997        | O&M Supplier 49 | 06/28/19     | 122,882.71        | 2705325PS       | 23.32     | 06/16/19          | 06/22/19        | 7.0             | 3.5           | 6/19/19 12:00  | 07/12/19           | 07/12/19 | 23.0      |
| 298      | 2             | 1900003336          | 2000007997        | O&M Supplier 49 | 06/28/19     | 122,882.71        | 2705325PS       | 11.66     | 06/16/19          | 06/22/19        | 7.0             | 3.5           | 6/19/19 12:00  | 07/12/19           | 07/12/19 | 23.0      |
| 299      | 2             | 1900003336          | 2000007997        | O&M Supplier 49 | 06/28/19     | 122,882.71        | 2705325PS       | 384.90    | 06/16/19          | 06/22/19        | 7.0             | 3.5           | 6/19/19 12:00  | 07/12/19           | 07/12/19 | 23.0      |
| 300      | 2             | 1900003336          | 2000007997        | O&M Supplier 49 | 06/28/19     | 122,882.71        | 2705325PS       | 3,159.20  | 06/16/19          | 06/22/19        | 7.0             | 3.5           | 6/19/19 12:00  | 07/12/19           | 07/12/19 | 23.0      |
| 301      | 2             | 1900003336          | 2000007997        | O&M Supplier 49 | 06/28/19     | 122,882.71        | 2705325PS       | 1,626.10  | 06/16/19          | 06/22/19        | 7.0             | 3.5           | 6/19/19 12:00  | 07/12/19           | 07/12/19 | 23.0      |
| 302      | 2             | 1900003336          | 2000007997        | O&M Supplier 49 | 06/28/19     | 122,882.71        | 2705325PS       | 43.81     | 06/16/19          | 06/22/19        | 7.0             | 3.5           | 6/19/19 12:00  | 07/12/19           | 07/12/19 | 23.0      |
| 303      | 1             | 1900003159          | 2000008880        | O&M Supplier 49 | 07/26/19     | 77,589.81         | 2019072609-0013 | 448.00    | 06/03/19          | 06/30/19        | 28.0            | 14.0          | 6/17/19 0:00   | 08/05/19           | 08/05/19 | 49.5      |
| 304      | 1             | 1900003159          | 2000008880        | O&M Supplier 49 | 07/26/19     | 77,589.81         | 2019072609-0013 | 2,080.00  | 06/03/19          | 06/28/19        | 26.0            | 13.0          | 6/16/19 0:00   | 08/05/19           | 08/05/19 | 50.5      |
| 305      | 1             | 1900003159          | 2000008880        | O&M Supplier 49 | 07/26/19     | 77,589.81         | 2019072609-0013 | 75.00     | 07/01/19          | 07/28/19        | 28.0            | 14.0          | 7/15/19 0:00   | 08/05/19           | 08/05/19 | 21.5      |
| 306      | 1             | 1900003159          | 2000008880        | O&M Supplier 49 | 07/26/19     | 77,589.81         | 2019072609-0013 | 4,001.87  | 05/07/19          | 05/31/19        | 25.0            | 12.5          | 5/19/19 12:00  | 08/05/19           | 08/05/19 | 78.0      |
| 307      | 1             | 1900003159          | 2000008880        | O&M Supplier 49 | 07/26/19     | 77,589.81         | 2019072609-0013 | 9,016.90  | 06/30/19          | 07/30/19        | 31.0            | 15.5          | 7/15/19 12:00  | 08/05/19           | 08/05/19 | 21.0      |
| 308      | 1             | 1900003159          | 2000008880        | O&M Supplier 49 | 07/26/19     | 77,589.81         | 2019072609-0013 | 10,419.20 | 05/07/19          | 05/31/19        | 25.0            | 12.5          | 5/19/19 12:00  | 08/05/19           | 08/05/19 | 78.0      |
| 309      | 1             | 1900003159          | 2000008880        | O&M Supplier 49 | 07/26/19     | 77,589.81         | 2019072609-0013 | 21,420.00 | 06/01/19          | 06/30/19        | 30.0            | 15.0          | 6/16/19 0:00   | 08/05/19           | 08/05/19 | 50.5      |
| 310      | 1             | 1900003159          | 2000008880        | O&M Supplier 49 | 07/26/19     | 77,589.81         | 2019072609-0013 | 21,870.00 | 06/01/19          | 06/30/19        | 30.0            | 15.0          | 6/16/19 0:00   | 08/05/19           | 08/05/19 | 50.5      |
| 311      | 1             | 1900002657          | 2000010027        | O&M Supplier 49 | 08/16/19     | 318,899.36        | 2019081609-0013 | 2,310.00  | 08/10/19          | 08/16/19        | 7.0             | 3.5           | 8/13/19 12:00  | 08/26/19           | 08/26/19 | 13.0      |
| 312      | 1             | 1900002657          | 2000010027        | O&M Supplier 49 | 08/16/19     | 318,899.36        | 2019081609-0013 | 930.00    | 08/10/19          | 08/16/19        | 7.0             | 3.5           | 8/13/19 12:00  | 08/26/19           | 08/26/19 | 13.0      |
| 313      | 1             | 1900002657          | 2000010027        | O&M Supplier 49 | 08/16/19     | 318,899.36        | 2019081609-0013 | 1,020.00  | 08/10/19          | 08/16/19        | 7.0             | 3.5           | 8/13/19 12:00  | 08/26/19           | 08/26/19 | 13.0      |
| 314      | 1             | 1900002657          | 2000010027        | O&M Supplier 49 | 08/16/19     | 318,899.36        | 2019081609-0013 | 240.00    | 08/10/19          | 08/16/19        | 7.0             | 3.5           | 8/13/19 12:00  | 08/26/19           | 08/26/19 | 13.0      |
| 315      | 1             | 1900002657          | 2000010027        | O&M Supplier 49 | 08/16/19     | 318,899.36        | 2019081609-0013 | 629.00    | 07/01/19          | 07/31/19        | 31.0            | 15.5          | 7/16/19 12:00  | 08/26/19           | 08/26/19 | 41.0      |
| 316      | 1             | 1900002657          | 2000010027        | O&M Supplier 49 | 08/16/19     | 318,899.36        | 2019081609-0013 | 505.20    | 06/01/19          | 06/30/19        | 30.0            | 15.0          | 6/16/19 0:00   | 08/26/19           | 08/26/19 | 71.5      |
| 317      | 1             | 1900002657          | 2000010027        | O&M Supplier 49 | 08/16/19     | 318,899.36        | 2019081609-0013 | 673.60    | 06/01/19          | 06/30/19        | 30.0            | 15.0          | 6/16/19 0:00   | 08/26/19           | 08/26/19 | 71.5      |
| 318      | 1             | 1900002657          | 2000010027        | O&M Supplier 49 | 08/16/19     | 318,899.36        | 2019081609-0013 | 432.50    | 06/11/19          | 06/30/19        | 20.0            | 10.0          | 6/21/19 0:00   | 08/26/19           | 08/26/19 | 66.5      |
| 319      | 1             | 1900002657          | 2000010027        | O&M Supplier 49 | 08/16/19     | 318,899.36        | 2019081609-0013 | 10,787.50 | 05/31/19          | 06/30/19        | 31.0            | 15.5          | 6/15/19 12:00  | 08/26/19           | 08/26/19 | 72.0      |
| 320      | 1             | 1900002657          | 2000010027        | O&M Supplier 49 | 08/16/19     | 318,899.36        | 2019081609-0013 | 1,652.17  | 07/01/19          | 07/31/19        | 31.0            | 15.5          | 7/16/19 12:00  | 08/26/19           | 08/26/19 | 41.0      |

**Southwestern Public Service Company - Texas  
 Operations & Maintenance Sample  
 12 Months Ended June 30, 2020**

| Line No. | Census Sample | Accounting Document | Clearing Document | Description     | Invoice Date | Invoice Amount \$ | InvoiceNo       | Amount \$ | From Service Date | To Service Date | Days of Service | Midpoint Date | Midpoint Date | Payment Clear Date | Due Date | Lead Days |
|----------|---------------|---------------------|-------------------|-----------------|--------------|-------------------|-----------------|-----------|-------------------|-----------------|-----------------|---------------|---------------|--------------------|----------|-----------|
| 321      | 1             | 1900002657          | 2000010027        | O&M Supplier 49 | 08/16/19     | 318,899.36        | 2019081609-0013 | 2,582.00  | 07/01/19          | 07/31/19        | 31.0            | 15.5          | 7/16/19 12:00 | 08/26/19           | 08/26/19 | 41.0      |
| 322      | 1             | 1900002657          | 2000010027        | O&M Supplier 49 | 08/16/19     | 318,899.36        | 2019081609-0013 | 1,584.68  | 07/12/19          | 07/12/19        | 1.0             | 0.5           | 7/12/19 12:00 | 08/26/19           | 08/26/19 | 45.0      |
| 323      | 1             | 1900002657          | 2000010027        | O&M Supplier 49 | 08/16/19     | 318,899.36        | 2019081609-0013 | 300.00    | 07/12/19          | 07/12/19        | 1.0             | 0.5           | 7/12/19 12:00 | 08/26/19           | 08/26/19 | 45.0      |
| 324      | 1             | 1900002657          | 2000010027        | O&M Supplier 49 | 08/16/19     | 318,899.36        | 2019081609-0013 | 10,960.62 | 07/01/19          | 07/31/19        | 31.0            | 15.5          | 7/16/19 12:00 | 08/26/19           | 08/26/19 | 41.0      |
| 325      | 1             | 1900002657          | 2000010027        | O&M Supplier 49 | 08/16/19     | 318,899.36        | 2019081609-0013 | 165.00    | 06/30/19          | 06/30/19        | 1.0             | 0.5           | 6/30/19 12:00 | 08/26/19           | 08/26/19 | 57.0      |
| 326      | 1             | 1900002657          | 2000010027        | O&M Supplier 49 | 08/16/19     | 318,899.36        | 2019081609-0013 | 188.83    | 05/29/19          | 06/30/19        | 33.0            | 16.5          | 6/14/19 12:00 | 08/26/19           | 08/26/19 | 73.0      |
| 327      | 1             | 1900002657          | 2000010027        | O&M Supplier 49 | 08/16/19     | 318,899.36        | 2019081609-0013 | 7,882.46  | 07/01/19          | 07/31/19        | 31.0            | 15.5          | 7/16/19 12:00 | 08/26/19           | 08/26/19 | 41.0      |
| 328      | 1             | 1900002657          | 2000010027        | O&M Supplier 49 | 08/16/19     | 318,899.36        | 2019081609-0013 | 255.91    | 07/18/19          | 07/31/19        | 14.0            | 7.0           | 7/25/19 0:00  | 08/26/19           | 08/26/19 | 32.5      |
| 329      | 1             | 1900002657          | 2000010027        | O&M Supplier 49 | 08/16/19     | 318,899.36        | 2019081609-0013 | 225.55    | 07/11/19          | 07/31/19        | 21.0            | 10.5          | 7/21/19 12:00 | 08/26/19           | 08/26/19 | 36.0      |
| 330      | 1             | 1900002657          | 2000010027        | O&M Supplier 49 | 08/16/19     | 318,899.36        | 2019081609-0013 | 4,362.00  | 07/01/19          | 06/30/19        | 181.0           | 90.5          | 4/11/19 12:00 | 08/26/19           | 08/26/19 | 147.0     |
| 331      | 1             | 1900002657          | 2000010027        | O&M Supplier 49 | 08/16/19     | 318,899.36        | 2019081609-0013 | 5,810.62  | 07/01/19          | 07/31/19        | 31.0            | 15.5          | 7/16/19 12:00 | 08/26/19           | 08/26/19 | 41.0      |
| 332      | 1             | 1900003478          | 2000010291        | O&M Supplier 49 | 08/23/19     | 95,892.87         | 2019082309-0013 | 187.50    | 07/01/19          | 07/31/19        | 31.0            | 15.5          | 7/16/19 12:00 | 08/30/19           | 09/02/19 | 48.0      |
| 333      | 1             | 1900003478          | 2000010291        | O&M Supplier 49 | 08/23/19     | 95,892.87         | 2019082309-0013 | 26,685.00 | 05/01/19          | 05/31/19        | 31.0            | 15.5          | 5/16/19 12:00 | 08/30/19           | 09/02/19 | 109.0     |
| 334      | 1             | 1900003478          | 2000010291        | O&M Supplier 49 | 08/23/19     | 95,892.87         | 2019082309-0013 | 21,060.00 | 07/01/19          | 07/31/19        | 31.0            | 15.5          | 7/16/19 12:00 | 08/30/19           | 09/02/19 | 48.0      |
| 335      | 1             | 1900003478          | 2000010291        | O&M Supplier 49 | 08/23/19     | 95,892.87         | 2019082309-0013 | 11,520.00 | 06/01/19          | 06/30/19        | 30.0            | 15.0          | 6/16/19 0:00  | 08/30/19           | 09/02/19 | 78.5      |
| 336      | 1             | 1900003478          | 2000010291        | O&M Supplier 49 | 08/23/19     | 95,892.87         | 2019082309-0013 | 495.00    | 07/01/19          | 07/31/19        | 31.0            | 15.5          | 7/16/19 12:00 | 08/30/19           | 09/02/19 | 48.0      |
| 337      | 2             | 1900004228          | 2000098008        | O&M Supplier 49 | 08/30/19     | 75,606.50         | 2019083009-0013 | 160.00    | 07/10/19          | 07/31/19        | 22.0            | 11.0          | 7/21/19 0:00  | 09/09/19           | 09/09/19 | 50.5      |
| 338      | 2             | 1900004228          | 2000098008        | O&M Supplier 49 | 08/30/19     | 75,606.50         | 2019083009-0013 | 1,280.00  | 07/10/19          | 07/31/19        | 22.0            | 11.0          | 7/21/19 0:00  | 09/09/19           | 09/09/19 | 50.5      |
| 339      | 2             | 1900004228          | 2000098008        | O&M Supplier 49 | 08/30/19     | 75,606.50         | 2019083009-0013 | 840.00    | 07/01/19          | 07/31/19        | 31.0            | 15.5          | 7/16/19 12:00 | 09/09/19           | 09/09/19 | 55.0      |
| 340      | 2             | 1900004228          | 2000098008        | O&M Supplier 49 | 08/30/19     | 75,606.50         | 2019083009-0013 | 23,239.02 | 07/01/19          | 07/31/19        | 31.0            | 15.5          | 7/16/19 12:00 | 09/09/19           | 09/09/19 | 55.0      |
| 341      | 2             | 1900003029          | 2000010972        | O&M Supplier 49 | 09/06/19     | 124,947.57        | 275634SPS       | 1,763.49  | 08/25/19          | 08/31/19        | 7.0             | 3.5           | 8/28/19 12:00 | 09/20/19           | 09/16/19 | 23.0      |
| 342      | 2             | 1900003029          | 2000010972        | O&M Supplier 49 | 09/06/19     | 124,947.57        | 275634SPS       | 2,336.57  | 08/25/19          | 08/31/19        | 7.0             | 3.5           | 8/28/19 12:00 | 09/20/19           | 09/16/19 | 23.0      |
| 343      | 2             | 1900003029          | 2000010972        | O&M Supplier 49 | 09/06/19     | 124,947.57        | 275634SPS       | 621.60    | 08/25/19          | 08/31/19        | 7.0             | 3.5           | 8/28/19 12:00 | 09/20/19           | 09/16/19 | 23.0      |
| 344      | 2             | 1900003029          | 2000010972        | O&M Supplier 49 | 09/06/19     | 124,947.57        | 275634SPS       | 1,669.00  | 08/25/19          | 08/31/19        | 7.0             | 3.5           | 8/28/19 12:00 | 09/20/19           | 09/16/19 | 23.0      |
| 345      | 2             | 1900003029          | 2000010972        | O&M Supplier 49 | 09/06/19     | 124,947.57        | 275634SPS       | 5,958.04  | 08/25/19          | 08/31/19        | 7.0             | 3.5           | 8/28/19 12:00 | 09/20/19           | 09/16/19 | 23.0      |
| 346      | 2             | 1900003029          | 2000010972        | O&M Supplier 49 | 09/06/19     | 124,947.57        | 275634SPS       | 56.78     | 08/25/19          | 08/31/19        | 7.0             | 3.5           | 8/28/19 12:00 | 09/20/19           | 09/16/19 | 23.0      |
| 347      | 2             | 1900003029          | 2000010972        | O&M Supplier 49 | 09/06/19     | 124,947.57        | 275634SPS       | 11.66     | 08/25/19          | 08/31/19        | 7.0             | 3.5           | 8/28/19 12:00 | 09/20/19           | 09/16/19 | 23.0      |
| 348      | 2             | 1900003029          | 2000010972        | O&M Supplier 49 | 09/06/19     | 124,947.57        | 275634SPS       | 367.25    | 08/25/19          | 08/31/19        | 7.0             | 3.5           | 8/28/19 12:00 | 09/20/19           | 09/16/19 | 23.0      |
| 349      | 2             | 1900003029          | 2000010972        | O&M Supplier 49 | 09/06/19     | 124,947.57        | 275634SPS       | 76.65     | 08/25/19          | 08/31/19        | 7.0             | 3.5           | 8/28/19 12:00 | 09/20/19           | 09/16/19 | 23.0      |
| 350      | 1             | 1900004594          | 2000011030        | O&M Supplier 49 | 09/13/19     | 180,278.05        | 2019091309-0013 | 300.00    | 09/04/19          | 09/04/19        | 1.0             | 0.5           | 9/4/19 12:00  | 09/23/19           | 09/23/19 | 19.0      |
| 351      | 1             | 1900004594          | 2000011030        | O&M Supplier 49 | 09/13/19     | 180,278.05        | 2019091309-0013 | 16,196.93 | 06/06/19          | 07/31/19        | 56.0            | 28.0          | 7/4/19 0:00   | 09/23/19           | 09/23/19 | 81.5      |
| 352      | 1             | 1900004594          | 2000011030        | O&M Supplier 49 | 09/13/19     | 180,278.05        | 2019091309-0013 | 25,974.30 | 06/03/19          | 07/31/19        | 59.0            | 29.5          | 7/2/19 12:00  | 09/23/19           | 09/23/19 | 83.0      |
| 353      | 1             | 1900004594          | 2000011030        | O&M Supplier 49 | 09/13/19     | 180,278.05        | 2019091309-0013 | 27,295.40 | 07/12/19          | 07/31/19        | 20.0            | 10.0          | 7/22/19 0:00  | 09/23/19           | 09/23/19 | 63.5      |
| 354      | 1             | 1900004594          | 2000011030        | O&M Supplier 49 | 09/13/19     | 180,278.05        | 2019091309-0013 | 55,980.00 | 08/01/19          | 08/31/19        | 31.0            | 15.5          | 8/16/19 12:00 | 09/23/19           | 09/23/19 | 38.0      |
| 355      | 2             | 1900004883          | 2000011272        | O&M Supplier 49 | 09/13/19     | 197,322.28        | 276147SPS       | 3,182.59  | 09/01/19          | 09/07/19        | 7.0             | 3.5           | 9/4/19 12:00  | 09/27/19           | 09/27/19 | 23.0      |
| 356      | 2             | 1900004883          | 2000011272        | O&M Supplier 49 | 09/13/19     | 197,322.28        | 276147SPS       | 1,885.88  | 09/01/19          | 09/07/19        | 7.0             | 3.5           | 9/4/19 12:00  | 09/27/19           | 09/27/19 | 23.0      |
| 357      | 2             | 1900004883          | 2000011272        | O&M Supplier 49 | 09/13/19     | 197,322.28        | 276147SPS       | 1,669.89  | 09/01/19          | 09/07/19        | 7.0             | 3.5           | 9/4/19 12:00  | 09/27/19           | 09/27/19 | 23.0      |
| 358      | 2             | 1900004883          | 2000011272        | O&M Supplier 49 | 09/13/19     | 197,322.28        | 276147SPS       | 621.60    | 09/01/19          | 09/07/19        | 7.0             | 3.5           | 9/4/19 12:00  | 09/27/19           | 09/27/19 | 23.0      |
| 359      | 2             | 1900004883          | 2000011272        | O&M Supplier 49 | 09/13/19     | 197,322.28        | 276147SPS       | 1,601.60  | 09/01/19          | 09/07/19        | 7.0             | 3.5           | 9/4/19 12:00  | 09/27/19           | 09/27/19 | 23.0      |
| 360      | 2             | 1900004883          | 2000011272        | O&M Supplier 49 | 09/13/19     | 197,322.28        | 276147SPS       | 5,399.62  | 09/01/19          | 09/07/19        | 7.0             | 3.5           | 9/4/19 12:00  | 09/27/19           | 09/27/19 | 23.0      |

Southwestern Public Service Company - Texas  
Operations & Maintenance Sample  
12 Months Ended June 30, 2020

| Line No. | Census Sample | Accounting Document | Clearing Document | Description     | Invoice Date | Invoice Amount \$ | InvoiceNo       | Amount \$ | From Service Date | To Service Date | Days of Service | Midpoint Days | Midpoint Date  | Payment Clear Date | Due Date | Lead Days |
|----------|---------------|---------------------|-------------------|-----------------|--------------|-------------------|-----------------|-----------|-------------------|-----------------|-----------------|---------------|----------------|--------------------|----------|-----------|
| 361      | 2             | 1900004883          | 2000011272        | O&M Supplier 49 | 09/13/19     | 197,322.28        | 276147SPS       | 279.68    | 09/01/19          | 09/07/19        | 7.0             | 3.5           | 9/4/19 12:00   | 09/27/19           | 09/27/19 | 23.0      |
| 362      | 2             | 1900004883          | 2000011272        | O&M Supplier 49 | 09/13/19     | 197,322.28        | 276147SPS       | 98.56     | 09/01/19          | 09/07/19        | 7.0             | 3.5           | 9/4/19 12:00   | 09/27/19           | 09/27/19 | 23.0      |
| 363      | 1             | 1900003420          | 2000011982        | O&M Supplier 49 | 10/11/19     | 340,488.81        | 201910109-0013  | 8,602.18  | 08/01/19          | 08/31/19        | 31.0            | 15.5          | 8/16/19 12:00  | 10/21/19           | 10/21/19 | 66.0      |
| 364      | 1             | 1900003420          | 2000011982        | O&M Supplier 49 | 10/11/19     | 340,488.81        | 201910109-0013  | 72,271.68 | 08/01/19          | 08/31/19        | 31.0            | 15.5          | 8/16/19 12:00  | 10/21/19           | 10/21/19 | 66.0      |
| 365      | 1             | 1900003420          | 2000011982        | O&M Supplier 49 | 10/11/19     | 340,488.81        | 201910109-0013  | 5,393.75  | 08/31/19          | 08/31/19        | 1.0             | 0.5           | 8/31/19 12:00  | 10/21/19           | 10/21/19 | 51.0      |
| 366      | 1             | 1900003420          | 2000011982        | O&M Supplier 49 | 10/11/19     | 340,488.81        | 201910109-0013  | 5,393.75  | 08/31/19          | 08/31/19        | 1.0             | 0.5           | 8/31/19 12:00  | 10/21/19           | 10/21/19 | 51.0      |
| 367      | 1             | 1900003420          | 2000011982        | O&M Supplier 49 | 10/11/19     | 340,488.81        | 201910109-0013  | 3,869.39  | 08/28/19          | 08/31/19        | 4.0             | 2.0           | 8/30/19 0:00   | 10/21/19           | 10/21/19 | 52.5      |
| 368      | 1             | 1900003420          | 2000011982        | O&M Supplier 49 | 10/11/19     | 340,488.81        | 201910109-0013  | 1,336.61  | 05/31/19          | 07/31/19        | 62.0            | 31.0          | 7/1/19 0:00    | 10/21/19           | 10/21/19 | 112.5     |
| 369      | 1             | 1900003420          | 2000011982        | O&M Supplier 49 | 10/11/19     | 340,488.81        | 201910109-0013  | 1,566.50  | 08/07/19          | 08/31/19        | 25.0            | 12.5          | 8/19/19 12:00  | 10/21/19           | 10/21/19 | 63.0      |
| 370      | 1             | 1900003420          | 2000011982        | O&M Supplier 49 | 10/11/19     | 340,488.81        | 201910109-0013  | 18,306.20 | 08/08/19          | 08/31/19        | 24.0            | 12.0          | 8/20/19 0:00   | 10/21/19           | 10/21/19 | 62.5      |
| 371      | 1             | 1900003420          | 2000011982        | O&M Supplier 49 | 10/11/19     | 340,488.81        | 201910109-0013  | 32,020.73 | 08/05/19          | 08/31/19        | 27.0            | 13.5          | 8/18/19 12:00  | 10/21/19           | 10/21/19 | 64.0      |
| 372      | 1             | 1900003420          | 2000011982        | O&M Supplier 49 | 10/11/19     | 340,488.81        | 201910109-0013  | 8,288.25  | 08/01/19          | 08/31/19        | 31.0            | 15.5          | 8/16/19 12:00  | 10/21/19           | 10/21/19 | 66.0      |
| 373      | 1             | 1900004412          | 2000012336        | O&M Supplier 49 | 10/18/19     | 80,596.72         | 2019101809-0013 | 475.00    | 10/09/19          | 10/09/19        | 1.0             | 0.5           | 10/9/19 12:00  | 10/28/19           | 10/28/19 | 19.0      |
| 374      | 1             | 1900004412          | 2000012336        | O&M Supplier 49 | 10/18/19     | 80,596.72         | 2019101809-0013 | 1,687.65  | 09/17/19          | 09/30/19        | 14.0            | 7.0           | 9/24/19 0:00   | 10/28/19           | 10/28/19 | 34.5      |
| 375      | 1             | 1900004412          | 2000012336        | O&M Supplier 49 | 10/18/19     | 80,596.72         | 2019101809-0013 | 4,215.62  | 09/01/19          | 09/30/19        | 30.0            | 15.0          | 9/16/19 0:00   | 10/28/19           | 10/28/19 | 42.5      |
| 376      | 1             | 1900004412          | 2000012336        | O&M Supplier 49 | 10/18/19     | 80,596.72         | 2019101809-0013 | 17,481.20 | 09/06/19          | 09/30/19        | 25.0            | 12.5          | 9/18/19 12:00  | 10/28/19           | 10/28/19 | 40.0      |
| 377      | 1             | 1900004412          | 2000012336        | O&M Supplier 49 | 10/18/19     | 80,596.72         | 2019101809-0013 | 38,237.25 | 09/04/19          | 09/30/19        | 27.0            | 13.5          | 9/17/19 12:00  | 10/28/19           | 10/28/19 | 41.0      |
| 378      | 1             | 1900004412          | 2000012336        | O&M Supplier 49 | 10/18/19     | 80,596.72         | 2019101809-0013 | 13,917.50 | 08/13/19          | 08/29/19        | 17.0            | 8.5           | 8/21/19 12:00  | 10/28/19           | 10/28/19 | 68.0      |
| 379      | 1             | 1900004412          | 2000012336        | O&M Supplier 49 | 10/18/19     | 80,596.72         | 2019101809-0013 | 4,552.50  | 08/13/19          | 08/29/19        | 17.0            | 8.5           | 8/21/19 12:00  | 10/28/19           | 10/28/19 | 68.0      |
| 380      | 2             | 1900004710          | 2000014004        | O&M Supplier 49 | 11/15/19     | 203,105.18        | 280734SPS       | 835.38    | 11/03/19          | 11/09/19        | 7.0             | 3.5           | 11/6/19 12:00  | 11/29/19           | 11/29/19 | 23.0      |
| 381      | 2             | 1900004710          | 2000014004        | O&M Supplier 49 | 11/15/19     | 203,105.18        | 280734SPS       | 1,484.40  | 11/03/19          | 11/09/19        | 7.0             | 3.5           | 11/6/19 12:00  | 11/29/19           | 11/29/19 | 23.0      |
| 382      | 2             | 1900004710          | 2000014004        | O&M Supplier 49 | 11/15/19     | 203,105.18        | 280734SPS       | 2,547.32  | 11/03/19          | 11/09/19        | 7.0             | 3.5           | 11/6/19 12:00  | 11/29/19           | 11/29/19 | 23.0      |
| 383      | 2             | 1900004710          | 2000014004        | O&M Supplier 49 | 11/15/19     | 203,105.18        | 280734SPS       | 1,551.60  | 11/03/19          | 11/09/19        | 7.0             | 3.5           | 11/6/19 12:00  | 11/29/19           | 11/29/19 | 23.0      |
| 384      | 2             | 1900004710          | 2000014004        | O&M Supplier 49 | 11/15/19     | 203,105.18        | 280734SPS       | 6,895.74  | 11/03/19          | 11/09/19        | 7.0             | 3.5           | 11/6/19 12:00  | 11/29/19           | 11/29/19 | 23.0      |
| 385      | 2             | 1900004710          | 2000014004        | O&M Supplier 49 | 11/15/19     | 203,105.18        | 280734SPS       | 29.71     | 11/03/19          | 11/09/19        | 7.0             | 3.5           | 11/6/19 12:00  | 11/29/19           | 11/29/19 | 23.0      |
| 386      | 2             | 1900004710          | 2000014004        | O&M Supplier 49 | 11/15/19     | 203,105.18        | 280734SPS       | 29.71     | 11/03/19          | 11/09/19        | 7.0             | 3.5           | 11/6/19 12:00  | 11/29/19           | 11/29/19 | 23.0      |
| 387      | 2             | 1900004710          | 2000014004        | O&M Supplier 49 | 11/15/19     | 203,105.18        | 280734SPS       | 311.45    | 11/03/19          | 11/09/19        | 7.0             | 3.5           | 11/6/19 12:00  | 11/29/19           | 11/29/19 | 23.0      |
| 388      | 2             | 1900004710          | 2000014004        | O&M Supplier 49 | 11/15/19     | 203,105.18        | 280734SPS       | 862.80    | 11/03/19          | 11/09/19        | 7.0             | 3.5           | 11/6/19 12:00  | 11/29/19           | 11/29/19 | 23.0      |
| 389      | 2             | 1900004710          | 2000014004        | O&M Supplier 49 | 11/15/19     | 203,105.18        | 280734SPS       | 54.75     | 11/03/19          | 11/09/19        | 7.0             | 3.5           | 11/6/19 12:00  | 11/29/19           | 11/25/19 | 23.0      |
| 390      | 1             | 1900004917          | 2000014004        | O&M Supplier 49 | 11/19/19     | 189,981.02        | 2019111916-0013 | 2,491.60  | 10/01/19          | 10/31/19        | 31.0            | 15.5          | 10/16/19 12:00 | 11/29/19           | 11/29/19 | 44.0      |
| 391      | 1             | 1900004917          | 2000014004        | O&M Supplier 49 | 11/19/19     | 189,981.02        | 2019111916-0013 | 3,555.00  | 07/01/19          | 07/31/19        | 31.0            | 15.5          | 7/16/19 12:00  | 11/29/19           | 11/29/19 | 136.0     |
| 392      | 1             | 1900004917          | 2000014004        | O&M Supplier 49 | 11/19/19     | 189,981.02        | 2019111916-0013 | 504.00    | 10/01/19          | 10/31/19        | 31.0            | 15.5          | 10/16/19 12:00 | 11/29/19           | 11/29/19 | 44.0      |
| 393      | 1             | 1900004917          | 2000014004        | O&M Supplier 49 | 11/19/19     | 189,981.02        | 2019111916-0013 | 1,663.20  | 09/12/19          | 09/27/19        | 16.0            | 8.0           | 9/20/19 0:00   | 11/29/19           | 11/29/19 | 70.5      |
| 394      | 1             | 1900004917          | 2000014004        | O&M Supplier 49 | 11/19/19     | 189,981.02        | 2019111916-0013 | 412.50    | 10/01/19          | 10/31/19        | 31.0            | 15.5          | 10/16/19 12:00 | 11/29/19           | 11/29/19 | 44.0      |
| 395      | 1             | 1900004917          | 2000014004        | O&M Supplier 49 | 11/19/19     | 189,981.02        | 2019111916-0013 | 4,122.33  | 10/04/19          | 10/25/19        | 22.0            | 11.0          | 10/15/19 0:00  | 11/29/19           | 11/29/19 | 45.5      |
| 396      | 1             | 1900004917          | 2000014004        | O&M Supplier 49 | 11/19/19     | 189,981.02        | 2019111916-0013 | 12,156.25 | 10/01/19          | 10/31/19        | 31.0            | 15.5          | 10/16/19 12:00 | 11/29/19           | 11/29/19 | 44.0      |
| 397      | 1             | 1900004917          | 2000014004        | O&M Supplier 49 | 11/19/19     | 189,981.02        | 2019111916-0013 | 17,063.23 | 10/01/19          | 10/31/19        | 31.0            | 15.5          | 10/16/19 12:00 | 11/29/19           | 11/29/19 | 44.0      |
| 398      | 1             | 1900004917          | 2000014004        | O&M Supplier 49 | 11/19/19     | 189,981.02        | 2019111916-0013 | 67,145.40 | 10/01/19          | 10/31/19        | 31.0            | 15.5          | 10/16/19 12:00 | 11/29/19           | 11/29/19 | 44.0      |
| 399      | 1             | 1900004917          | 2000014004        | O&M Supplier 49 | 11/19/19     | 189,981.02        | 2019111916-0013 | 9,495.00  | 10/01/19          | 10/31/19        | 31.0            | 15.5          | 10/16/19 12:00 | 11/29/19           | 11/29/19 | 44.0      |
| 400      | 1             | 1900004917          | 2000014004        | O&M Supplier 49 | 11/19/19     | 189,981.02        | 2019111916-0013 | 8,541.08  | 10/08/19          | 10/31/19        | 24.0            | 12.0          | 10/20/19 0:00  | 11/29/19           | 11/29/19 | 40.5      |

Southwestern Public Service Company - Texas  
Operations & Maintenance Sample  
12 Months Ended June 30, 2020

| Line No. | Census Sample | Accounting Document | Clearing Document | Description     | Invoice Date | Invoice Amount \$ | Invoice No      | Amount \$ | From Service Date | To Service Date | Days of Service | Midpoint Date  | Midpoint Days | Payment Clear Date | Due Date | Lead Days |
|----------|---------------|---------------------|-------------------|-----------------|--------------|-------------------|-----------------|-----------|-------------------|-----------------|-----------------|----------------|---------------|--------------------|----------|-----------|
| 401      | 1             | 1900003719          | 2000014031        | O&M Supplier 49 | 11/22/19     | 117,286.57        | 2019112209-0013 | 96.00     | 10/02/19          | 10/31/19        | 30.0            | 10/17/19 0:00  | 15.0          | 12/02/19           | 12/02/19 | 46.5      |
| 402      | 1             | 1900003719          | 2000014031        | O&M Supplier 49 | 11/22/19     | 117,286.57        | 2019112209-0013 | 800.00    | 10/02/19          | 10/31/19        | 30.0            | 10/17/19 0:00  | 15.0          | 12/02/19           | 12/02/19 | 46.5      |
| 403      | 1             | 1900003719          | 2000014031        | O&M Supplier 49 | 11/22/19     | 117,286.57        | 2019112209-0013 | 2,120.50  | 10/09/19          | 10/31/19        | 23.0            | 10/20/19 12:00 | 11.5          | 12/02/19           | 12/02/19 | 43.0      |
| 404      | 1             | 1900003719          | 2000014031        | O&M Supplier 49 | 11/22/19     | 117,286.57        | 2019112209-0013 | 3,340.00  | 08/01/19          | 08/31/19        | 31.0            | 8/16/19 12:00  | 15.5          | 12/02/19           | 12/02/19 | 108.0     |
| 405      | 1             | 1900003719          | 2000014031        | O&M Supplier 49 | 11/22/19     | 117,286.57        | 2019112209-0013 | 13,815.00 | 05/01/19          | 09/30/19        | 153.0           | 7/16/19 12:00  | 76.5          | 12/02/19           | 12/02/19 | 139.0     |
| 406      | 1             | 1900003719          | 2000014031        | O&M Supplier 49 | 11/22/19     | 117,286.57        | 2019112209-0013 | 1,452.99  | 09/03/19          | 09/30/19        | 28.0            | 9/17/19 0:00   | 14.0          | 12/02/19           | 12/02/19 | 76.5      |
| 407      | 1             | 1900003719          | 2000014031        | O&M Supplier 49 | 11/22/19     | 117,286.57        | 2019112209-0013 | 64.98     | 10/01/19          | 10/31/19        | 31.0            | 10/16/19 12:00 | 15.5          | 12/02/19           | 12/02/19 | 47.0      |
| 408      | 1             | 1900003719          | 2000014031        | O&M Supplier 49 | 11/22/19     | 117,286.57        | 2019112209-0013 | 25.00     | 10/28/19          | 10/31/19        | 4.0             | 10/30/19 0:00  | 2.0           | 12/02/19           | 12/02/19 | 33.5      |
| 409      | 1             | 1900003719          | 2000014031        | O&M Supplier 49 | 11/22/19     | 117,286.57        | 2019112209-0013 | 245.00    | 09/30/19          | 09/30/19        | 1.0             | 9/30/19 12:00  | 0.5           | 12/02/19           | 12/02/19 | 63.0      |
| 410      | 1             | 1900003719          | 2000014031        | O&M Supplier 49 | 11/22/19     | 117,286.57        | 2019112209-0013 | 38,745.00 | 09/01/19          | 09/30/19        | 30.0            | 9/16/19 0:00   | 15.0          | 12/02/19           | 12/02/19 | 77.5      |
| 411      | 1             | 1900003719          | 2000014031        | O&M Supplier 49 | 11/22/19     | 117,286.57        | 2019112209-0013 | 46,080.00 | 10/01/19          | 10/31/19        | 31.0            | 10/16/19 12:00 | 15.5          | 12/02/19           | 12/02/19 | 47.0      |
| 412      | 2             | 1900001038          | 2000014469        | O&M Supplier 49 | 11/29/19     | 125,385.37        | 281589SPS       | 164.22    | 11/17/19          | 11/23/19        | 7.0             | 11/20/19 12:00 | 3.5           | 12/13/19           | 12/09/19 | 23.0      |
| 413      | 2             | 1900001038          | 2000014469        | O&M Supplier 49 | 11/29/19     | 125,385.37        | 281589SPS       | 1,560.09  | 11/17/19          | 11/23/19        | 7.0             | 11/20/19 12:00 | 3.5           | 12/13/19           | 12/09/19 | 23.0      |
| 414      | 2             | 1900001038          | 2000014469        | O&M Supplier 49 | 11/29/19     | 125,385.37        | 281589SPS       | 875.92    | 11/17/19          | 11/23/19        | 7.0             | 11/20/19 12:00 | 3.5           | 12/13/19           | 12/09/19 | 23.0      |
| 415      | 2             | 1900001038          | 2000014469        | O&M Supplier 49 | 11/29/19     | 125,385.37        | 281589SPS       | 2,008.28  | 11/17/19          | 11/23/19        | 7.0             | 11/20/19 12:00 | 3.5           | 12/13/19           | 12/09/19 | 23.0      |
| 416      | 2             | 1900001038          | 2000014469        | O&M Supplier 49 | 11/29/19     | 125,385.37        | 281589SPS       | 1,734.22  | 11/17/19          | 11/23/19        | 7.0             | 11/20/19 12:00 | 3.5           | 12/13/19           | 12/09/19 | 23.0      |
| 417      | 2             | 1900001038          | 2000014469        | O&M Supplier 49 | 11/29/19     | 125,385.37        | 281589SPS       | 1,551.60  | 11/17/19          | 11/23/19        | 7.0             | 11/20/19 12:00 | 3.5           | 12/13/19           | 12/09/19 | 23.0      |
| 418      | 2             | 1900001038          | 2000014469        | O&M Supplier 49 | 11/29/19     | 125,385.37        | 281589SPS       | 6,238.57  | 11/17/19          | 11/23/19        | 7.0             | 11/20/19 12:00 | 3.5           | 12/13/19           | 12/09/19 | 23.0      |
| 419      | 2             | 1900001038          | 2000014469        | O&M Supplier 49 | 11/29/19     | 125,385.37        | 281589SPS       | 29.71     | 11/17/19          | 11/23/19        | 7.0             | 11/20/19 12:00 | 3.5           | 12/13/19           | 12/09/19 | 23.0      |
| 420      | 2             | 1900001038          | 2000014469        | O&M Supplier 49 | 11/29/19     | 125,385.37        | 281589SPS       | 12.83     | 11/17/19          | 11/23/19        | 7.0             | 11/20/19 12:00 | 3.5           | 12/13/19           | 12/09/19 | 23.0      |
| 421      | 2             | 1900001038          | 2000014469        | O&M Supplier 49 | 11/29/19     | 125,385.37        | 281589SPS       | 51.30     | 11/17/19          | 11/23/19        | 7.0             | 11/20/19 12:00 | 3.5           | 12/13/19           | 12/09/19 | 23.0      |
| 422      | 2             | 1900001038          | 2000014469        | O&M Supplier 49 | 11/29/19     | 125,385.37        | 281589SPS       | 349.60    | 11/17/19          | 11/23/19        | 7.0             | 11/20/19 12:00 | 3.5           | 12/13/19           | 12/09/19 | 23.0      |
| 423      | 2             | 1900001038          | 2000014469        | O&M Supplier 49 | 11/29/19     | 125,385.37        | 281589SPS       | 765.74    | 11/17/19          | 11/23/19        | 7.0             | 11/20/19 12:00 | 3.5           | 12/13/19           | 12/09/19 | 23.0      |
| 424      | 2             | 1900002617          | 2000014273        | O&M Supplier 49 | 11/29/19     | 40,811.05         | 2019112909-0013 | 2,463.75  | 01/01/19          | 01/31/19        | 31.0            | 1/16/19 12:00  | 15.5          | 12/09/19           | 12/09/19 | 327.0     |
| 425      | 2             | 1900002617          | 2000014273        | O&M Supplier 49 | 11/29/19     | 40,811.05         | 2019112909-0013 | 3,311.14  | 09/02/19          | 09/30/19        | 29.0            | 9/16/19 12:00  | 14.5          | 12/09/19           | 12/09/19 | 84.0      |
| 426      | 1             | 1900005654          | 2000014502        | O&M Supplier 49 | 12/06/19     | 86,446.46         | 2019120611-0013 | 1,680.50  | 10/01/19          | 10/31/19        | 30.0            | 10/16/19 0:00  | 15.5          | 12/16/19           | 12/16/19 | 61.0      |
| 427      | 1             | 1900005654          | 2000014502        | O&M Supplier 49 | 12/06/19     | 86,446.46         | 2019120611-0013 | 3,967.00  | 11/01/19          | 11/30/19        | 30.0            | 11/16/19 0:00  | 15.0          | 12/16/19           | 12/16/19 | 30.5      |
| 428      | 1             | 1900005654          | 2000014502        | O&M Supplier 49 | 12/06/19     | 86,446.46         | 2019120611-0013 | 926.20    | 11/01/19          | 11/30/19        | 30.0            | 11/16/19 0:00  | 15.0          | 12/16/19           | 12/16/19 | 30.5      |
| 429      | 1             | 1900005654          | 2000014502        | O&M Supplier 49 | 12/06/19     | 86,446.46         | 2019120611-0013 | 2,120.96  | 11/01/19          | 11/30/19        | 30.0            | 11/16/19 0:00  | 15.0          | 12/16/19           | 12/16/19 | 30.5      |
| 430      | 1             | 1900005654          | 2000014502        | O&M Supplier 49 | 12/06/19     | 86,446.46         | 2019120611-0013 | 5,141.87  | 11/01/19          | 11/27/19        | 27.0            | 11/16/19 12:00 | 13.5          | 12/16/19           | 12/16/19 | 32.0      |
| 431      | 1             | 1900005654          | 2000014502        | O&M Supplier 49 | 12/06/19     | 86,446.46         | 2019120611-0013 | 1,224.30  | 05/01/19          | 05/31/19        | 31.0            | 5/16/19 0:00   | 15.5          | 12/16/19           | 12/16/19 | 174.0     |
| 432      | 1             | 1900005654          | 2000014502        | O&M Supplier 49 | 12/06/19     | 86,446.46         | 2019120611-0013 | 939.40    | 06/17/19          | 06/30/19        | 14.0            | 6/24/19 0:00   | 7.0           | 12/16/19           | 12/16/19 | 37.5      |
| 433      | 1             | 1900005654          | 2000014502        | O&M Supplier 49 | 12/06/19     | 86,446.46         | 2019120611-0013 | 32,324.60 | 11/01/19          | 11/30/19        | 30.0            | 11/16/19 0:00  | 15.0          | 12/16/19           | 12/16/19 | 30.5      |
| 434      | 1             | 1900005654          | 2000014502        | O&M Supplier 49 | 12/06/19     | 86,446.46         | 2019120611-0013 | 17,424.00 | 11/01/19          | 11/30/19        | 30.0            | 11/16/19 0:00  | 15.0          | 12/16/19           | 12/16/19 | 30.5      |
| 435      | 1             | 1900001870          | 2000014572        | O&M Supplier 49 | 12/13/19     | 1,084,692.70      | 2019121309-0013 | 2,337.40  | 11/01/19          | 11/30/19        | 30.0            | 11/16/19 0:00  | 15.0          | 12/18/19           | 12/23/19 | 37.5      |
| 436      | 1             | 1900001870          | 2000014572        | O&M Supplier 49 | 12/13/19     | 1,084,692.70      | 2019121309-0013 | 1,080.00  | 11/05/19          | 11/26/19        | 22.0            | 11/16/19 0:00  | 11.0          | 12/18/19           | 12/23/19 | 37.5      |
| 437      | 1             | 1900001870          | 2000014572        | O&M Supplier 49 | 12/13/19     | 1,084,692.70      | 2019121309-0013 | 5,393.75  | 09/30/19          | 09/30/19        | 1.0             | 9/30/19 12:00  | 0.5           | 12/18/19           | 12/23/19 | 84.0      |
| 438      | 1             | 1900001870          | 2000014572        | O&M Supplier 49 | 12/13/19     | 1,084,692.70      | 2019121309-0013 | 450.50    | 10/31/19          | 10/31/19        | 1.0             | 10/31/19 12:00 | 0.5           | 12/18/19           | 12/23/19 | 53.0      |
| 439      | 1             | 1900001870          | 2000014572        | O&M Supplier 49 | 12/13/19     | 1,084,692.70      | 2019121309-0013 | 5,393.75  | 09/30/19          | 09/30/19        | 1.0             | 9/30/19 12:00  | 0.5           | 12/18/19           | 12/23/19 | 84.0      |
| 440      | 1             | 1900001870          | 2000014572        | O&M Supplier 49 | 12/13/19     | 1,084,692.70      | 2019121309-0013 | 1,219.00  | 11/01/19          | 11/30/19        | 30.0            | 11/16/19 0:00  | 15.0          | 12/18/19           | 12/23/19 | 37.5      |

Southwestern Public Service Company - Texas  
 Operations & Maintenance Sample  
 12 Months Ended June 30, 2020

| Line No. | Census Sample | Accounting Document | Clearing Document | Description     | Invoice Date | Invoice Amount \$ | InvoiceNo        | Amount \$  | From Service Date | To Service Date | Days of Service | Midpoint Date  | Midpoint Date  | Payment Clear Date | Due Date | Lead Days |
|----------|---------------|---------------------|-------------------|-----------------|--------------|-------------------|------------------|------------|-------------------|-----------------|-----------------|----------------|----------------|--------------------|----------|-----------|
| 441      | 1             | 1900001870          | 2000014572        | O&M Supplier 49 | 12/13/19     | 1,084,692.70      | 2019121309-0013  | 4,451.36   | 11/01/19          | 11/30/19        | 30.0            | 11/16/19 0:00  | 11/16/19 0:00  | 12/18/19           | 12/23/19 | 37.5      |
| 442      | 1             | 1900001870          | 2000014572        | O&M Supplier 49 | 12/13/19     | 1,084,692.70      | 2019121309-0013  | 92,124.00  | 10/01/19          | 10/31/19        | 31.0            | 10/16/19 12:00 | 10/16/19 12:00 | 12/18/19           | 12/23/19 | 68.0      |
| 443      | 1             | 1900001870          | 2000014572        | O&M Supplier 49 | 12/13/19     | 1,084,692.70      | 2019121309-0013  | 57,790.00  | 09/01/19          | 09/30/19        | 30.0            | 9/16/19 0:00   | 9/16/19 0:00   | 12/18/19           | 12/23/19 | 98.5      |
| 444      | 1             | 1900001870          | 2000014572        | O&M Supplier 49 | 12/13/19     | 1,084,692.70      | 2019121309-0013  | 191.93     | 11/12/19          | 11/30/19        | 19.0            | 11/21/19 12:00 | 11/21/19 12:00 | 12/18/19           | 12/23/19 | 32.0      |
| 445      | 1             | 1900001870          | 2000014572        | O&M Supplier 49 | 12/13/19     | 1,084,692.70      | 2019121309-0013  | 10,365.42  | 11/01/19          | 11/30/19        | 30.0            | 11/16/19 0:00  | 11/16/19 0:00  | 12/18/19           | 12/23/19 | 37.5      |
| 446      | 1             | 1900001870          | 2000014572        | O&M Supplier 49 | 12/13/19     | 1,084,692.70      | 2019121309-0013  | 130,800.97 | 11/01/19          | 11/30/19        | 30.0            | 11/16/19 0:00  | 11/16/19 0:00  | 12/18/19           | 12/23/19 | 37.5      |
| 447      | 1             | 1900001870          | 2000014572        | O&M Supplier 49 | 12/13/19     | 1,084,692.70      | 2019121309-0013  | 113,096.50 | 02/12/19          | 04/30/19        | 78.0            | 3/23/19 0:00   | 3/23/19 0:00   | 12/18/19           | 12/23/19 | 275.5     |
| 448      | 1             | 1900001870          | 2000014572        | O&M Supplier 49 | 12/13/19     | 1,084,692.70      | 2019121309-0013  | 2,357.97   | 10/08/19          | 10/31/19        | 24.0            | 10/20/19 0:00  | 10/20/19 0:00  | 12/18/19           | 12/23/19 | 64.5      |
| 449      | 1             | 1900001870          | 2000014572        | O&M Supplier 49 | 12/13/19     | 1,084,692.70      | 2019121309-0013  | 3,618.24   | 11/01/19          | 11/30/19        | 30.0            | 11/16/19 0:00  | 11/16/19 0:00  | 12/18/19           | 12/23/19 | 37.5      |
| 450      | 1             | 1900001870          | 2000014572        | O&M Supplier 49 | 12/13/19     | 1,084,692.70      | 2019121309-0013  | 156,530.00 | 10/01/19          | 12/09/19        | 70.0            | 11/5/19 0:00   | 11/5/19 0:00   | 12/18/19           | 12/23/19 | 48.5      |
| 451      | 1             | 1900005516          | 2000014866        | O&M Supplier 49 | 12/20/19     | 176,854.10        | 2019122009-0013  | 170,252.50 | 11/01/19          | 11/30/19        | 30.0            | 11/16/19 0:00  | 11/16/19 0:00  | 12/24/19           | 12/30/19 | 44.5      |
| 452      | 1             | 1900001152          | 2000001029        | O&M Supplier 49 | 01/17/20     | 225,196.23        | 20200011709-0013 | 8,038.86   | 12/02/19          | 12/31/19        | 30.0            | 15.0           | 12/17/19 0:00  | 01/27/20           | 01/27/20 | 41.5      |
| 453      | 1             | 1900001152          | 2000001029        | O&M Supplier 49 | 01/17/20     | 225,196.23        | 20200011709-0013 | 5,393.75   | 12/01/19          | 12/31/19        | 31.0            | 15.5           | 12/16/19 12:00 | 01/27/20           | 01/27/20 | 42.0      |
| 454      | 1             | 1900001152          | 2000001029        | O&M Supplier 49 | 01/17/20     | 225,196.23        | 20200011709-0013 | 5,155.12   | 12/06/19          | 12/31/19        | 26.0            | 13.0           | 12/19/19 0:00  | 01/27/20           | 01/27/20 | 39.5      |
| 455      | 1             | 1900001152          | 2000001029        | O&M Supplier 49 | 01/17/20     | 225,196.23        | 20200011709-0013 | 10,606.00  | 12/02/19          | 12/31/19        | 30.0            | 15.0           | 12/17/19 0:00  | 01/27/20           | 01/27/20 | 41.5      |
| 456      | 1             | 1900001152          | 2000001029        | O&M Supplier 49 | 01/17/20     | 225,196.23        | 20200011709-0013 | 125.00     | 12/20/19          | 12/20/19        | 1.0             | 0.5            | 12/20/19 12:00 | 01/27/20           | 01/27/20 | 38.0      |
| 457      | 1             | 1900001152          | 2000001029        | O&M Supplier 49 | 01/17/20     | 225,196.23        | 20200011709-0013 | 4,500.62   | 12/01/19          | 12/31/19        | 31.0            | 15.5           | 12/16/19 12:00 | 01/27/20           | 01/27/20 | 42.0      |
| 458      | 1             | 1900001152          | 2000001029        | O&M Supplier 49 | 01/17/20     | 225,196.23        | 20200011709-0013 | 3,625.72   | 11/30/19          | 12/31/19        | 32.0            | 16.0           | 12/16/19 0:00  | 01/27/20           | 01/27/20 | 42.5      |
| 459      | 1             | 1900001152          | 2000001029        | O&M Supplier 49 | 01/17/20     | 225,196.23        | 20200011709-0013 | 21,108.40  | 12/30/19          | 12/31/19        | 2.0             | 1.0            | 12/31/19 0:00  | 01/27/20           | 01/27/20 | 27.5      |
| 460      | 1             | 1900001152          | 2000001029        | O&M Supplier 49 | 01/17/20     | 225,196.23        | 20200011709-0013 | 18,037.80  | 11/01/19          | 12/31/19        | 61.0            | 30.5           | 12/11/19 12:00 | 01/27/20           | 01/27/20 | 57.0      |
| 461      | 1             | 1900001152          | 2000001029        | O&M Supplier 49 | 01/17/20     | 225,196.23        | 20200011709-0013 | 21,603.08  | 12/02/19          | 12/31/19        | 30.0            | 15.0           | 12/17/19 0:00  | 01/27/20           | 01/27/20 | 41.5      |
| 462      | 1             | 1900001152          | 2000001029        | O&M Supplier 49 | 01/17/20     | 225,196.23        | 20200011709-0013 | 902.50     | 12/16/19          | 12/31/19        | 16.0            | 8.0            | 12/24/19 0:00  | 01/27/20           | 01/27/20 | 34.5      |
| 463      | 2             | 1900002540          | 2000002515        | O&M Supplier 49 | 02/07/20     | 122,392.67        | 286661SPS        | 2,826.58   | 01/26/20          | 02/01/20        | 7.0             | 3.5            | 1/29/20 12:00  | 02/21/20           | 02/21/20 | 23.0      |
| 464      | 2             | 1900002540          | 2000002515        | O&M Supplier 49 | 02/07/20     | 122,392.67        | 286661SPS        | 1,285.60   | 01/26/20          | 02/01/20        | 7.0             | 3.5            | 1/29/20 12:00  | 02/21/20           | 02/21/20 | 23.0      |
| 465      | 2             | 1900002540          | 2000002515        | O&M Supplier 49 | 02/07/20     | 122,392.67        | 286661SPS        | 2,226.04   | 01/26/20          | 02/01/20        | 7.0             | 3.5            | 1/29/20 12:00  | 02/21/20           | 02/21/20 | 23.0      |
| 466      | 2             | 1900002540          | 2000002515        | O&M Supplier 49 | 02/07/20     | 122,392.67        | 286661SPS        | 2,044.00   | 01/26/20          | 02/01/20        | 7.0             | 3.5            | 1/29/20 12:00  | 02/21/20           | 02/21/20 | 23.0      |
| 467      | 2             | 1900002540          | 2000002515        | O&M Supplier 49 | 02/07/20     | 122,392.67        | 286661SPS        | 6,708.08   | 01/26/20          | 02/01/20        | 7.0             | 3.5            | 1/29/20 12:00  | 02/21/20           | 02/21/20 | 23.0      |
| 468      | 2             | 1900002540          | 2000002515        | O&M Supplier 49 | 02/07/20     | 122,392.67        | 286661SPS        | 29.71      | 01/26/20          | 02/01/20        | 7.0             | 3.5            | 1/29/20 12:00  | 02/21/20           | 02/21/20 | 23.0      |
| 469      | 2             | 1900002540          | 2000002515        | O&M Supplier 49 | 02/07/20     | 122,392.67        | 286661SPS        | 29.71      | 01/26/20          | 02/01/20        | 7.0             | 3.5            | 1/29/20 12:00  | 02/21/20           | 02/21/20 | 23.0      |
| 470      | 2             | 1900002540          | 2000002515        | O&M Supplier 49 | 02/07/20     | 122,392.67        | 286661SPS        | 384.90     | 01/26/20          | 02/01/20        | 7.0             | 3.5            | 1/29/20 12:00  | 02/21/20           | 02/21/20 | 23.0      |
| 471      | 2             | 1900002540          | 2000002515        | O&M Supplier 49 | 02/07/20     | 122,392.67        | 286661SPS        | 979.20     | 01/26/20          | 02/01/20        | 7.0             | 3.5            | 1/29/20 12:00  | 02/21/20           | 02/21/20 | 23.0      |
| 472      | 2             | 1900002540          | 2000002515        | O&M Supplier 49 | 02/07/20     | 122,392.67        | 286661SPS        | 690.24     | 01/26/20          | 02/01/20        | 7.0             | 3.5            | 1/29/20 12:00  | 02/21/20           | 02/21/20 | 23.0      |
| 473      | 1             | 1900002171          | 2000003123        | O&M Supplier 49 | 02/28/20     | 65,417.48         | 2020022809-0013  | 96.00      | 01/01/19          | 01/31/19        | 31.0            | 15.5           | 1/16/19 12:00  | 03/09/20           | 03/16/20 | 425.0     |
| 474      | 1             | 1900002171          | 2000003123        | O&M Supplier 49 | 02/28/20     | 65,417.48         | 2020022809-0013  | 319.50     | 01/01/19          | 01/31/19        | 31.0            | 15.5           | 1/16/19 12:00  | 03/09/20           | 03/16/20 | 425.0     |
| 475      | 1             | 1900002171          | 2000003123        | O&M Supplier 49 | 02/28/20     | 65,417.48         | 2020022809-0013  | 8,387.50   | 01/01/20          | 01/31/20        | 31.0            | 15.5           | 1/16/20 12:00  | 03/09/20           | 03/16/20 | 60.0      |
| 476      | 1             | 1900002171          | 2000003123        | O&M Supplier 49 | 02/28/20     | 65,417.48         | 2020022809-0013  | 26,415.00  | 01/01/20          | 01/31/20        | 31.0            | 15.5           | 1/16/20 12:00  | 03/09/20           | 03/16/20 | 60.0      |
| 477      | 1             | 1900002171          | 2000003123        | O&M Supplier 49 | 02/28/20     | 65,417.48         | 2020022809-0013  | 15,849.48  | 01/01/20          | 01/31/20        | 31.0            | 15.5           | 1/16/20 12:00  | 03/09/20           | 03/16/20 | 60.0      |
| 478      | 1             | 1900000974          | 2000003396        | O&M Supplier 49 | 03/06/20     | 101,506.23        | 2020030609-0013  | 7,260.00   | 02/29/20          | 03/06/20        | 7.0             | 3.5            | 3/3/20 12:00   | 03/16/20           | 03/16/20 | 13.0      |
| 479      | 1             | 1900000974          | 2000003396        | O&M Supplier 49 | 03/06/20     | 101,506.23        | 2020030609-0013  | 3,936.54   | 01/01/20          | 01/31/20        | 31.0            | 15.5           | 1/16/20 12:00  | 03/16/20           | 03/16/20 | 60.0      |
| 480      | 1             | 1900000974          | 2000003396        | O&M Supplier 49 | 03/06/20     | 101,506.23        | 2020030609-0013  | 1,119.70   | 01/01/20          | 01/31/20        | 31.0            | 15.5           | 1/16/20 12:00  | 03/16/20           | 03/16/20 | 60.0      |



Southwestern Public Service Company - Texas  
Operations & Maintenance Sample  
12 Months Ended June 30, 2020

| Line No. | Census Sample | Accounting Document | Clearing Document | Description     | Invoice Date | Invoice Amount \$ | InvoiceNo       | Amount \$ | From Service Date | To Service Date | Days of Service | Midpoint Date  | Payment Clear Date | Due Date | Lead Days |
|----------|---------------|---------------------|-------------------|-----------------|--------------|-------------------|-----------------|-----------|-------------------|-----------------|-----------------|----------------|--------------------|----------|-----------|
| 481      | 1             | 190000974           | 2000003396        | O&M Supplier 49 | 03/06/20     | 101,506.23        | 2020030609-0013 | 160.00    | 01/22/20          | 01/31/20        | 10.0            | 1/27/20 0:00   | 03/16/20           | 03/16/20 | 49.5      |
| 482      | 1             | 190000974           | 2000003396        | O&M Supplier 49 | 03/06/20     | 2,070.00          | 2020030609-0013 | 2,070.00  | 02/06/20          | 03/01/20        | 25.0            | 2/18/20 12:00  | 03/16/20           | 03/16/20 | 27.0      |
| 483      | 1             | 190000974           | 2000003396        | O&M Supplier 49 | 03/06/20     | 15,865.00         | 2020030609-0013 | 15,865.00 | 01/01/20          | 01/31/20        | 31.0            | 1/16/20 12:00  | 03/16/20           | 03/16/20 | 60.0      |
| 484      | 1             | 190000974           | 2000003396        | O&M Supplier 49 | 03/06/20     | 40,350.20         | 2020030609-0013 | 40,350.20 | 01/06/20          | 02/29/20        | 55.0            | 2/2/20 12:00   | 03/16/20           | 03/16/20 | 43.0      |
| 485      | 1             | 190000974           | 2000003396        | O&M Supplier 49 | 03/06/20     | 1,188.00          | 2020030609-0013 | 1,188.00  | 12/23/19          | 12/31/19        | 9.0             | 12/27/19 12:00 | 03/16/20           | 03/16/20 | 80.0      |
| 486      | 2             | 1900003163          | 2000005512        | O&M Supplier 49 | 04/24/20     | 174,205.37        | 292099SPS       | 3,217.26  | 04/12/20          | 04/18/20        | 7.0             | 4/15/20 12:00  | 05/08/20           | 05/08/20 | 23.0      |
| 487      | 2             | 1900003163          | 2000005512        | O&M Supplier 49 | 04/24/20     | 174,205.37        | 292099SPS       | 3,307.74  | 04/12/20          | 04/18/20        | 7.0             | 4/15/20 12:00  | 05/08/20           | 05/08/20 | 23.0      |
| 488      | 2             | 1900003163          | 2000005512        | O&M Supplier 49 | 04/24/20     | 174,205.37        | 292099SPS       | 1,563.54  | 04/12/20          | 04/18/20        | 7.0             | 4/15/20 12:00  | 05/08/20           | 05/08/20 | 23.0      |
| 489      | 2             | 1900003163          | 2000005512        | O&M Supplier 49 | 04/24/20     | 174,205.37        | 292099SPS       | 868.51    | 04/12/20          | 04/18/20        | 7.0             | 4/15/20 12:00  | 05/08/20           | 05/08/20 | 23.0      |
| 490      | 2             | 1900003163          | 2000005512        | O&M Supplier 49 | 04/24/20     | 174,205.37        | 292099SPS       | 1,581.73  | 04/12/20          | 04/18/20        | 7.0             | 4/15/20 12:00  | 05/08/20           | 05/08/20 | 23.0      |
| 491      | 2             | 1900003163          | 2000005512        | O&M Supplier 49 | 04/24/20     | 174,205.37        | 292099SPS       | 4,208.35  | 04/12/20          | 04/18/20        | 7.0             | 4/15/20 12:00  | 05/08/20           | 05/08/20 | 23.0      |
| 492      | 2             | 1900003163          | 2000005512        | O&M Supplier 49 | 04/24/20     | 174,205.37        | 292099SPS       | 16.88     | 04/12/20          | 04/18/20        | 7.0             | 4/15/20 12:00  | 05/08/20           | 05/08/20 | 23.0      |
| 493      | 2             | 1900003163          | 2000005512        | O&M Supplier 49 | 04/24/20     | 174,205.37        | 292099SPS       | 23.12     | 04/12/20          | 04/18/20        | 7.0             | 4/15/20 12:00  | 05/08/20           | 05/08/20 | 23.0      |
| 494      | 2             | 1900003163          | 2000005512        | O&M Supplier 49 | 04/24/20     | 174,205.37        | 292099SPS       | 21.18     | 04/12/20          | 04/18/20        | 7.0             | 4/15/20 12:00  | 05/08/20           | 05/08/20 | 23.0      |
| 495      | 1             | 1900003571          | 2000005531        | O&M Supplier 49 | 05/01/20     | 109,485.04        | 2020050109-0013 | 168.40    | 03/01/20          | 03/31/20        | 31.0            | 3/16/20 12:00  | 05/11/20           | 05/11/20 | 56.0      |
| 496      | 1             | 1900003571          | 2000005531        | O&M Supplier 49 | 05/01/20     | 109,485.04        | 2020050109-0013 | 7,497.00  | 03/01/20          | 03/31/20        | 31.0            | 3/16/20 12:00  | 05/11/20           | 05/11/20 | 56.0      |
| 497      | 1             | 1900003571          | 2000005531        | O&M Supplier 49 | 05/01/20     | 109,485.04        | 2020050109-0013 | 32,995.00 | 03/01/20          | 03/31/20        | 31.0            | 3/16/20 12:00  | 05/11/20           | 05/11/20 | 56.0      |
| 498      | 1             | 1900003571          | 2000005531        | O&M Supplier 49 | 05/01/20     | 109,485.04        | 2020050109-0013 | 1,901.21  | 03/01/20          | 03/31/20        | 31.0            | 3/16/20 12:00  | 05/11/20           | 05/11/20 | 56.0      |
| 499      | 1             | 1900003571          | 2000005531        | O&M Supplier 49 | 05/01/20     | 109,485.04        | 2020050109-0013 | 55,980.00 | 03/01/20          | 03/31/20        | 31.0            | 3/16/20 12:00  | 05/11/20           | 05/11/20 | 56.0      |
| 500      | 1             | 1900001877          | 2000006388        | O&M Supplier 49 | 05/15/20     | 216,725.34        | 2020051509-0013 | 31,253.40 | 03/02/20          | 03/31/20        | 30.0            | 3/17/20 0:00   | 05/22/20           | 05/25/20 | 39.5      |
| 501      | 1             | 1900001877          | 2000006388        | O&M Supplier 49 | 05/15/20     | 216,725.34        | 2020051509-0013 | 90.30     | 04/01/20          | 04/30/20        | 30.0            | 4/16/20 0:00   | 05/22/20           | 05/25/20 | 39.5      |
| 502      | 1             | 1900001877          | 2000006388        | O&M Supplier 49 | 05/15/20     | 216,725.34        | 2020051509-0013 | 10,787.50 | 02/29/20          | 03/31/20        | 32.0            | 3/16/20 0:00   | 05/22/20           | 05/25/20 | 70.5      |
| 503      | 1             | 1900001877          | 2000006388        | O&M Supplier 49 | 05/15/20     | 216,725.34        | 2020051509-0013 | 507.49    | 03/03/20          | 03/31/20        | 29.0            | 3/17/20 12:00  | 05/22/20           | 05/25/20 | 69.0      |
| 504      | 1             | 1900001877          | 2000006388        | O&M Supplier 49 | 05/15/20     | 216,725.34        | 2020051509-0013 | 4,962.50  | 04/01/20          | 04/30/20        | 30.0            | 4/16/20 0:00   | 05/22/20           | 05/25/20 | 39.5      |
| 505      | 1             | 1900001877          | 2000006388        | O&M Supplier 49 | 05/15/20     | 216,725.34        | 2020051509-0013 | 100.50    | 04/01/20          | 04/30/20        | 30.0            | 4/16/20 0:00   | 05/22/20           | 05/25/20 | 39.5      |
| 506      | 1             | 1900001877          | 2000006388        | O&M Supplier 49 | 05/15/20     | 216,725.34        | 2020051509-0013 | 11,210.00 | 04/01/20          | 04/30/20        | 30.0            | 4/16/20 0:00   | 05/22/20           | 05/25/20 | 39.5      |
| 507      | 1             | 1900004371          | 2000007279        | O&M Supplier 49 | 06/05/20     | 296,583.25        | 2020060509-0013 | 960.00    | 05/30/20          | 06/05/20        | 7.0             | 6/2/20 12:00   | 06/15/20           | 06/15/20 | 13.0      |
| 508      | 1             | 1900004371          | 2000007279        | O&M Supplier 49 | 06/05/20     | 296,583.25        | 2020060509-0013 | 6,562.50  | 04/01/20          | 04/30/20        | 30.0            | 4/16/20 0:00   | 06/15/20           | 06/15/20 | 60.5      |
| 509      | 1             | 1900004371          | 2000007279        | O&M Supplier 49 | 06/05/20     | 296,583.25        | 2020060509-0013 | 7,864.50  | 03/01/20          | 04/30/20        | 61.0            | 3/31/20 12:00  | 06/15/20           | 06/15/20 | 76.0      |
| 510      | 1             | 1900004371          | 2000007279        | O&M Supplier 49 | 06/05/20     | 296,583.25        | 2020060509-0013 | 53,790.00 | 04/01/20          | 04/30/20        | 30.0            | 4/16/20 0:00   | 06/15/20           | 06/15/20 | 60.5      |
| 511      | 1             | 1900004371          | 2000007279        | O&M Supplier 49 | 06/05/20     | 296,583.25        | 2020060509-0013 | 22,952.60 | 04/02/20          | 04/30/20        | 29.0            | 4/16/20 12:00  | 06/15/20           | 06/15/20 | 60.0      |
| 512      | 1             | 1900004371          | 2000007279        | O&M Supplier 49 | 06/05/20     | 296,583.25        | 2020060509-0013 | 56,835.00 | 04/01/20          | 04/30/20        | 30.0            | 4/16/20 0:00   | 06/15/20           | 06/15/20 | 60.5      |
| 513      | 1             | 1900004412          | 2000007027        | O&M Supplier 49 | 06/19/20     | 54,578.42         | 2020061909-0013 | 832.00    | 05/05/20          | 05/31/20        | 27.0            | 5/18/20 12:00  | 06/29/20           | 06/15/20 | 42.0      |
| 514      | 1             | 1900004412          | 2000007027        | O&M Supplier 49 | 06/19/20     | 54,578.42         | 2020061909-0013 | 544.00    | 05/19/20          | 05/31/20        | 13.0            | 5/25/20 12:00  | 06/29/20           | 06/15/20 | 35.0      |
| 515      | 1             | 1900004412          | 2000007027        | O&M Supplier 49 | 06/19/20     | 54,578.42         | 2020061909-0013 | 192.00    | 05/01/20          | 05/31/20        | 31.0            | 5/16/20 12:00  | 06/29/20           | 06/15/20 | 44.0      |
| 516      | 1             | 1900004412          | 2000007027        | O&M Supplier 49 | 06/19/20     | 54,578.42         | 2020061909-0013 | 15,349.40 | 05/04/20          | 05/31/20        | 28.0            | 5/18/20 0:00   | 06/29/20           | 06/15/20 | 42.5      |
| 517      | 2             | 1900003122          | 2000005852        | O&M Supplier 50 | 05/05/20     | 39.18             | 122_HALE_2001   | 39.18     | 01/01/20          | 03/31/20        | 91.0            | 2/15/20 12:00  | 05/22/20           | 06/15/20 | 97.0      |
| 518      | 2             | 5100034847          | 2000010717        | O&M Supplier 51 | 08/19/19     | 4,580.31          | 3384673         | 4,580.31  | 08/16/19          | 09/12/19        | 28.0            | 8/30/19 0:00   | 09/20/19           | 09/18/19 | 21.5      |
| 519      | 2             | 5100033612          | 2000010717        | O&M Supplier 51 | 09/06/19     | 7,476.88          | 3391103         | 7,476.88  | 09/04/19          | 10/01/19        | 28.0            | 9/18/19 0:00   | 09/20/19           | 10/06/19 | 18.5      |
| 520      | 2             | 5100012660          | 2000000389        | O&M Supplier 51 | 01/27/20     | 9,827.31          | 3440342         | 9,827.31  | 01/24/20          | 02/20/20        | 28.0            | 2/17/20 0:00   | 05/01/20           | 02/24/20 | 84.5      |

Southwestern Public Service Company - Texas  
Operations & Maintenance Sample  
12 Months Ended June 30, 2020

| Line No. | Census Sample | Accounting Document | Clearing Document | Description     | Invoice Date | Invoice Amount \$ | InvoiceNo        | Amount \$  | From Service Date | To Service Date | Days of Service | Midpoint Days | Midpoint Date  | Payment Clear Date | Due Date | Lead Days |
|----------|---------------|---------------------|-------------------|-----------------|--------------|-------------------|------------------|------------|-------------------|-----------------|-----------------|---------------|----------------|--------------------|----------|-----------|
| 521      | 2             | 5100012084          | 200000389         | O&M Supplier 51 | 02/03/20     | 4,584.63          | 3442431          | 4,584.63   | 01/31/20          | 02/27/20        | 28.0            | 14.0          | 2/14/20 0:00   | 05/01/20           | 03/04/20 | 77.5      |
| 522      | 2             | 5100022911          | 2000008352        | O&M Supplier 51 | 06/15/20     | 9,827.31          | 3489674          | 9,827.31   | 06/12/20          | 07/09/20        | 28.0            | 14.0          | 6/26/20 0:00   | 07/22/20           | 07/15/20 | 26.5      |
| 523      | 2             | 1900003890          | 2000005916        | O&M Supplier 52 | 05/05/20     | 87.89             | 130_HALE_2001    | 87.89      | 01/01/20          | 03/31/20        | 91.0            | 45.5          | 2/15/20 12:00  | 06/11/20           | 05/15/20 | 117.0     |
| 524      | 2             | 1900001881          | 2000009338        | O&M Supplier 53 | 08/07/19     | 6.13              | 134-NOEL-2-HWQ21 | 6.13       | 06/28/19          | 06/30/19        | 3.0             | 1.5           | 6/29/19 12:00  | 09/23/19           | 08/07/19 | 86.0      |
| 525      | 2             | 1900000931          | 2000001949        | O&M Supplier 54 | 02/06/20     | 261.40            | 136-19Q4-HALE-WI | 261.40     | 10/01/19          | 12/31/19        | 92.0            | 46.0          | 11/16/19 0:00  | 02/19/20           | 02/10/20 | 95.5      |
| 526      | 2             | 1900000931          | 2000001949        | O&M Supplier 54 | 02/06/20     | 4,922.32          | 136-19Q4-HALE-WI | 4,922.32   | 10/01/19          | 12/31/19        | 92.0            | 46.0          | 11/16/19 0:00  | 02/19/20           | 02/10/20 | 95.5      |
| 527      | 2             | 1900000931          | 2000001949        | O&M Supplier 54 | 02/06/20     | 1,266.06          | 136-19Q4-HALE-WI | 1,266.06   | 10/01/19          | 12/31/19        | 92.0            | 46.0          | 11/16/19 0:00  | 02/19/20           | 02/10/20 | 95.5      |
| 528      | 2             | 1900000931          | 2000001949        | O&M Supplier 54 | 02/06/20     | 1,168.79          | 136-19Q4-HALE-WI | 1,168.79   | 10/01/19          | 12/31/19        | 92.0            | 46.0          | 11/16/19 0:00  | 02/19/20           | 02/10/20 | 95.5      |
| 529      | 2             | 1900000931          | 2000001949        | O&M Supplier 54 | 02/06/20     | 130.70            | 136-19Q4-HALE-WI | 130.70     | 10/01/19          | 12/31/19        | 92.0            | 46.0          | 11/16/19 0:00  | 02/19/20           | 02/10/20 | 95.5      |
| 530      | 2             | 1900000931          | 2000001949        | O&M Supplier 54 | 02/06/20     | 2,381.15          | 136-19Q4-HALE-WI | 2,381.15   | 10/01/19          | 12/31/19        | 92.0            | 46.0          | 11/16/19 0:00  | 02/19/20           | 02/10/20 | 95.5      |
| 531      | 2             | 5100034906          | 2000009964        | O&M Supplier 55 | 08/21/19     | 23,937.55         | 24135546         | 23,937.55  | 09/01/19          | 09/30/19        | 30.0            | 15.0          | 9/16/19 0:00   | 08/23/19           | 08/21/19 | -23.5     |
| 532      | 2             | 5100036351          | 2000011020        | O&M Supplier 55 | 09/18/19     | 23,937.55         | 24483881         | 23,937.55  | 10/01/19          | 10/31/19        | 31.0            | 15.5          | 10/16/19 12:00 | 09/23/19           | 09/18/19 | -23.0     |
| 533      | 2             | 5100049687          | 2000014616        | O&M Supplier 55 | 12/16/19     | 23,937.55         | 25270798         | 23,937.55  | 01/01/20          | 01/31/20        | 31.0            | 15.5          | 1/16/20 12:00  | 12/19/19           | 12/16/19 | -28.0     |
| 534      | 2             | 5100015760          | 2000006608        | O&M Supplier 56 | 04/30/20     | 1,051.01          | 2317783          | 1,051.01   | 04/01/20          | 04/30/20        | 30.0            | 15.0          | 4/16/20 0:00   | 06/05/20           | 05/30/20 | 50.5      |
| 535      | 1             | 5100043887          | 2000014229        | O&M Supplier 57 | 10/31/19     | 94,250.00         | 61739            | 100,140.63 | 11/01/19          | 10/31/19        | 31.0            | 15.5          | 10/16/19 12:00 | 12/18/19           | 11/30/19 | 63.0      |
| 536      | 1             | 5100047086          | 2000014684        | O&M Supplier 57 | 11/21/19     | 79,421.88         | 61832            | 79,421.88  | 11/01/19          | 11/21/19        | 21.0            | 10.5          | 11/11/19 12:00 | 10/06/20           | 12/21/19 | 56.0      |
| 537      | 1             | 5100048012          | 2000006634        | O&M Supplier 57 | 12/19/19     | 58,756.25         | 61964            | 58,756.25  | 11/22/19          | 12/19/19        | 28.0            | 14.0          | 12/16/19 0:00  | 01/30/20           | 01/18/20 | 55.5      |
| 538      | 1             | 5100049049          | 2000012774        | O&M Supplier 57 | 12/31/19     | 48,120.63         | 62005            | 48,120.63  | 12/20/19          | 12/31/19        | 12.0            | 6.0           | 12/26/19 0:00  | 02/13/20           | 01/30/20 | 49.5      |
| 539      | 2             | 1900002918          | 2000005879        | O&M Supplier 58 | 05/05/20     | 10.74             | 139_HALE_2001    | 10.74      | 01/01/20          | 03/31/20        | 91.0            | 45.5          | 2/15/20 12:00  | 05/20/20           | 05/15/20 | 95.0      |
| 540      | 2             | 1900002918          | 2000005879        | O&M Supplier 58 | 05/05/20     | 438.89            | 139_HALE_2001    | 438.89     | 01/01/20          | 03/31/20        | 91.0            | 45.5          | 2/15/20 12:00  | 05/20/20           | 05/15/20 | 95.0      |
| 541      | 2             | 1900002918          | 2000005879        | O&M Supplier 58 | 05/05/20     | 87.89             | 139_HALE_2001    | 87.89      | 01/01/20          | 03/31/20        | 91.0            | 45.5          | 2/15/20 12:00  | 05/20/20           | 05/15/20 | 95.0      |
| 542      | 2             | 1900002918          | 2000005879        | O&M Supplier 58 | 05/05/20     | 2.08              | 139_HALE_2001    | 2.08       | 01/01/20          | 03/31/20        | 91.0            | 45.5          | 2/15/20 12:00  | 05/20/20           | 05/15/20 | 95.0      |
| 543      | 2             | 1900002918          | 2000005879        | O&M Supplier 58 | 05/05/20     | 85.14             | 139_HALE_2001    | 85.14      | 01/01/20          | 03/31/20        | 91.0            | 45.5          | 2/15/20 12:00  | 05/20/20           | 05/15/20 | 95.0      |
| 544      | 2             | 1900002918          | 2000005879        | O&M Supplier 58 | 05/05/20     | 266.41            | 139_HALE_2001    | 266.41     | 01/01/20          | 03/31/20        | 91.0            | 45.5          | 2/15/20 12:00  | 05/20/20           | 05/15/20 | 95.0      |
| 545      | 2             | 1900002918          | 2000005879        | O&M Supplier 58 | 05/05/20     | 65.92             | 139_HALE_2001    | 65.92      | 01/01/20          | 03/31/20        | 91.0            | 45.5          | 2/15/20 12:00  | 05/20/20           | 05/15/20 | 95.0      |
| 546      | 2             | 1900008106          | 2000004413        | O&M Supplier 59 | 03/12/20     | 197.77            | 17345            | 197.77     | 01/01/20          | 03/31/20        | 91.0            | 45.5          | 2/15/20 12:00  | 05/20/20           | 05/15/20 | 95.0      |
| 547      | 2             | 1900008106          | 2000004413        | O&M Supplier 59 | 03/12/20     | 7,880.60          | 17345            | 7,880.60   | 03/03/20          | 03/12/20        | 10.0            | 5.0           | 3/8/20 0:00    | 04/27/20           | 04/11/20 | 50.5      |
| 548      | 2             | 1900004697          | 2000012597        | O&M Supplier 60 | 10/27/19     | 196.97            | 151-19Q3-HALE-WI | 196.97     | 07/01/19          | 09/30/19        | 92.0            | 46.0          | 8/16/19 0:00   | 12/06/19           | 10/30/19 | 112.5     |
| 549      | 2             | 1900000278          | 2000006010        | O&M Supplier 61 | 05/05/20     | 150.18            | 156_HALE_2001    | 150.18     | 01/01/20          | 03/31/20        | 91.0            | 45.5          | 2/15/20 12:00  | 06/26/20           | 05/15/20 | 132.0     |
| 550      | 2             | 1900000278          | 2000006010        | O&M Supplier 61 | 05/05/20     | 347.95            | 156_HALE_2001    | 347.95     | 01/01/20          | 03/31/20        | 91.0            | 45.5          | 2/15/20 12:00  | 06/26/20           | 05/15/20 | 132.0     |
| 551      | 2             | 1900003077          | 2000005995        | O&M Supplier 62 | 05/05/20     | 1,269.53          | 158_HALE_2001    | 1,269.53   | 01/01/20          | 03/31/20        | 91.0            | 45.5          | 2/15/20 12:00  | 05/26/20           | 05/15/20 | 101.0     |
| 552      | 2             | 5100000920          | 2000001356        | O&M Supplier 63 | 12/31/19     | 32,870.00         | 14866            | 32,870.00  | 12/31/19          | 12/31/19        | 1.0             | 0.5           | 12/31/19 12:00 | 01/31/20           | 01/30/20 | 31.0      |
| 553      | 2             | 5100015703          | 2000005666        | O&M Supplier 64 | 04/30/20     | 25,482.00         | 1250             | 25,482.00  | 05/04/20          | 06/04/20        | 32.0            | 16.0          | 5/20/20 0:00   | 05/19/20           | 05/08/20 | -0.5      |
| 554      | 2             | 1900002168          | 2000009332        | O&M Supplier 65 | 08/07/19     | 11.81             | 70-PHARR-1-HWQ21 | 11.81      | 06/28/19          | 06/30/19        | 3.0             | 1.5           | 6/29/19 12:00  | 09/10/19           | 08/07/19 | 73.0      |
| 555      | 2             | 5100002172          | 2000001595        | O&M Supplier 66 | 01/08/20     | 18,600.96         | 200005           | 9,300.48   | 12/17/19          | 01/06/20        | 21.0            | 10.5          | 12/27/19 12:00 | 02/07/20           | 02/07/20 | 42.0      |
| 556      | 1             | 1900001890          | 2000012842        | O&M Supplier 67 | 10/27/19     | 1,608.61          | 192-19Q3-HALE-WI | 315.26     | 07/01/19          | 09/30/19        | 92.0            | 46.0          | 8/16/19 0:00   | 11/12/19           | 10/30/19 | 88.5      |
| 557      | 1             | 1900001890          | 2000012842        | O&M Supplier 67 | 10/27/19     | 1,608.61          | 192-19Q3-HALE-WI | 979.89     | 07/01/19          | 09/30/19        | 92.0            | 46.0          | 8/16/19 0:00   | 11/12/19           | 10/30/19 | 88.5      |
| 558      | 1             | 1900001890          | 2000012842        | O&M Supplier 67 | 10/27/19     | 1,608.61          | 192-19Q3-HALE-WI | 313.46     | 07/01/19          | 09/30/19        | 92.0            | 46.0          | 8/16/19 0:00   | 11/12/19           | 10/30/19 | 88.5      |
| 559      | 2             | 5100011614          | 2000004933        | O&M Supplier 68 | 03/28/20     | 20,607.22         | R1568313         | 10,303.61  | 03/11/20          | 04/07/20        | 28.0            | 14.0          | 3/25/20 0:00   | 04/27/20           | 04/27/20 | 33.5      |
| 560      | 2             | 5100008356          | 2000004227        | O&M Supplier 68 | 03/09/20     | 20,606.08         | R1564113         | 10,303.04  | 02/21/20          | 03/19/20        | 28.0            | 14.0          | 3/16/20 0:00   | 04/08/20           | 04/08/20 | 33.5      |

**Southwestern Public Service Company - Texas  
 Operations & Maintenance Sample  
 12 Months Ended June 30, 2020**

| Line No. | Census 1 Sample 2 | Accounting Document | Clearing Document | Description     | Invoice Date | Invoice Amount \$ | InvoiceNo | Amount \$ | From Service Date | To Service Date | Days of Service | Midpoint Days | Midpoint Date  | Payment Clear Date | Due Date | Lead Days |
|----------|-------------------|---------------------|-------------------|-----------------|--------------|-------------------|-----------|-----------|-------------------|-----------------|-----------------|---------------|----------------|--------------------|----------|-----------|
| 561      | 2                 | 5100038627          | 2000011839        | O&M Supplier 69 | 09/20/19     | 76,779.00         | 50580     | 1,043.07  | 09/01/19          | 09/30/19        | 30.0            | 15.0          | 9/16/19 0:00   | 10/24/19           | 10/20/19 | 38.5      |
| 562      | 2                 | 5100038627          | 2000011839        | O&M Supplier 69 | 09/20/19     | 76,779.00         | 50580     | 807.83    | 09/01/19          | 09/30/19        | 30.0            | 15.0          | 9/16/19 0:00   | 10/24/19           | 10/20/19 | 38.5      |
| 563      | 2                 | 5100038627          | 2000011839        | O&M Supplier 69 | 09/20/19     | 76,779.00         | 50580     | 867.05    | 09/01/19          | 09/30/19        | 30.0            | 15.0          | 9/16/19 0:00   | 10/24/19           | 10/20/19 | 38.5      |
| 564      | 2                 | 5100038627          | 2000011839        | O&M Supplier 69 | 09/20/19     | 76,779.00         | 50580     | 2,091.70  | 09/01/19          | 09/30/19        | 30.0            | 15.0          | 9/16/19 0:00   | 10/24/19           | 10/20/19 | 38.5      |
| 565      | 2                 | 5100038627          | 2000011839        | O&M Supplier 69 | 09/20/19     | 76,779.00         | 50580     | 690.60    | 09/01/19          | 09/30/19        | 30.0            | 15.0          | 9/16/19 0:00   | 10/24/19           | 10/20/19 | 38.5      |
| 566      | 2                 | 5100038627          | 2000011839        | O&M Supplier 69 | 09/20/19     | 76,779.00         | 50580     | 1,293.79  | 09/01/19          | 09/30/19        | 30.0            | 15.0          | 9/16/19 0:00   | 10/24/19           | 10/20/19 | 38.5      |
| 567      | 2                 | 5100038627          | 2000011839        | O&M Supplier 69 | 09/20/19     | 76,779.00         | 50580     | 922.76    | 09/01/19          | 09/30/19        | 30.0            | 15.0          | 9/16/19 0:00   | 10/24/19           | 10/20/19 | 38.5      |
| 568      | 2                 | 5100038627          | 2000011839        | O&M Supplier 69 | 09/20/19     | 76,779.00         | 50580     | 289.68    | 09/01/19          | 09/30/19        | 30.0            | 15.0          | 9/16/19 0:00   | 10/24/19           | 10/20/19 | 38.5      |
| 569      | 2                 | 5100038627          | 2000011839        | O&M Supplier 69 | 09/20/19     | 76,779.00         | 50580     | 524.52    | 09/01/19          | 09/30/19        | 30.0            | 15.0          | 9/16/19 0:00   | 10/24/19           | 10/20/19 | 38.5      |
| 570      | 2                 | 5100043081          | 2000013921        | O&M Supplier 69 | 10/31/19     | 440,374.80        | 50830     | 910.68    | 10/01/19          | 10/31/19        | 31.0            | 15.5          | 10/16/19 12:00 | 12/03/19           | 11/30/19 | 48.0      |
| 571      | 2                 | 5100043081          | 2000013921        | O&M Supplier 69 | 10/31/19     | 440,374.80        | 50830     | 345.96    | 10/01/19          | 10/31/19        | 31.0            | 15.5          | 10/16/19 12:00 | 12/03/19           | 11/30/19 | 48.0      |
| 572      | 2                 | 5100043081          | 2000013921        | O&M Supplier 69 | 10/31/19     | 440,374.80        | 50830     | 902.36    | 10/01/19          | 10/31/19        | 31.0            | 15.5          | 10/16/19 12:00 | 12/03/19           | 11/30/19 | 48.0      |
| 573      | 2                 | 5100043081          | 2000013921        | O&M Supplier 69 | 10/31/19     | 440,374.80        | 50830     | 1,261.05  | 10/01/19          | 10/31/19        | 31.0            | 15.5          | 10/16/19 12:00 | 12/03/19           | 11/30/19 | 48.0      |
| 574      | 2                 | 5100043081          | 2000013921        | O&M Supplier 69 | 10/31/19     | 440,374.80        | 50830     | 516.63    | 10/01/19          | 10/31/19        | 31.0            | 15.5          | 10/16/19 12:00 | 12/03/19           | 11/30/19 | 48.0      |
| 575      | 2                 | 5100043081          | 2000013921        | O&M Supplier 69 | 10/31/19     | 440,374.80        | 50830     | 800.75    | 10/01/19          | 10/31/19        | 31.0            | 15.5          | 10/16/19 12:00 | 12/03/19           | 11/30/19 | 48.0      |
| 576      | 2                 | 5100043081          | 2000013921        | O&M Supplier 69 | 10/31/19     | 440,374.80        | 50830     | 1,852.69  | 10/01/19          | 10/31/19        | 31.0            | 15.5          | 10/16/19 12:00 | 12/03/19           | 11/30/19 | 48.0      |
| 577      | 2                 | 5100043081          | 2000013921        | O&M Supplier 69 | 10/31/19     | 440,374.80        | 50830     | 1,029.69  | 10/01/19          | 10/31/19        | 31.0            | 15.5          | 10/16/19 12:00 | 12/03/19           | 11/30/19 | 48.0      |
| 578      | 2                 | 5100043081          | 2000013921        | O&M Supplier 69 | 10/31/19     | 440,374.80        | 50830     | 1,389.48  | 10/01/19          | 10/31/19        | 31.0            | 15.5          | 10/16/19 12:00 | 12/03/19           | 11/30/19 | 48.0      |
| 579      | 2                 | 5100043081          | 2000013921        | O&M Supplier 69 | 10/31/19     | 440,374.80        | 50830     | 172.87    | 10/01/19          | 10/31/19        | 31.0            | 15.5          | 10/16/19 12:00 | 12/03/19           | 11/30/19 | 48.0      |
| 580      | 2                 | 5100043081          | 2000013921        | O&M Supplier 69 | 10/31/19     | 440,374.80        | 50830     | 986.99    | 10/01/19          | 10/31/19        | 31.0            | 15.5          | 10/16/19 12:00 | 12/03/19           | 11/30/19 | 48.0      |
| 581      | 2                 | 5100043081          | 2000013921        | O&M Supplier 69 | 10/31/19     | 440,374.80        | 50830     | 1,255.86  | 10/01/19          | 10/31/19        | 31.0            | 15.5          | 10/16/19 12:00 | 12/03/19           | 11/30/19 | 48.0      |
| 582      | 2                 | 5100043081          | 2000013921        | O&M Supplier 69 | 10/31/19     | 440,374.80        | 50830     | 676.53    | 10/01/19          | 10/31/19        | 31.0            | 15.5          | 10/16/19 12:00 | 12/03/19           | 11/30/19 | 48.0      |
| 583      | 2                 | 5100043081          | 2000013921        | O&M Supplier 69 | 10/31/19     | 440,374.80        | 50830     | 4,653.09  | 10/01/19          | 10/31/19        | 31.0            | 15.5          | 10/16/19 12:00 | 12/03/19           | 11/30/19 | 48.0      |
| 584      | 2                 | 5100043081          | 2000013921        | O&M Supplier 69 | 10/31/19     | 440,374.80        | 50830     | 460.57    | 10/01/19          | 10/31/19        | 31.0            | 15.5          | 10/16/19 12:00 | 12/03/19           | 11/30/19 | 48.0      |
| 585      | 2                 | 5100043081          | 2000013921        | O&M Supplier 69 | 10/31/19     | 440,374.80        | 50830     | 1,153.74  | 10/01/19          | 10/31/19        | 31.0            | 15.5          | 10/16/19 12:00 | 12/03/19           | 11/30/19 | 48.0      |
| 586      | 2                 | 5100043081          | 2000013921        | O&M Supplier 69 | 10/31/19     | 440,374.80        | 50830     | 1,567.55  | 10/01/19          | 10/31/19        | 31.0            | 15.5          | 10/16/19 12:00 | 12/03/19           | 11/30/19 | 48.0      |
| 587      | 2                 | 5100043081          | 2000013921        | O&M Supplier 69 | 10/31/19     | 440,374.80        | 50830     | 1,289.33  | 10/01/19          | 10/31/19        | 31.0            | 15.5          | 10/16/19 12:00 | 12/03/19           | 11/30/19 | 48.0      |
| 588      | 2                 | 5100043081          | 2000013921        | O&M Supplier 69 | 10/31/19     | 440,374.80        | 50830     | 627.07    | 10/01/19          | 10/31/19        | 31.0            | 15.5          | 10/16/19 12:00 | 12/03/19           | 11/30/19 | 48.0      |
| 589      | 2                 | 5100043081          | 2000013921        | O&M Supplier 69 | 10/31/19     | 440,374.80        | 50830     | 165.85    | 10/01/19          | 10/31/19        | 31.0            | 15.5          | 10/16/19 12:00 | 12/03/19           | 11/30/19 | 48.0      |
| 590      | 2                 | 5100007282          | 2000003832        | O&M Supplier 69 | 02/26/20     | 476,705.40        | 51804     | 986.64    | 02/01/20          | 02/29/20        | 29.0            | 14.5          | 2/15/20 12:00  | 03/31/20           | 03/27/20 | 45.0      |
| 591      | 2                 | 5100007282          | 2000003832        | O&M Supplier 69 | 02/26/20     | 476,705.40        | 51804     | 374.82    | 02/01/20          | 02/29/20        | 29.0            | 14.5          | 2/15/20 12:00  | 03/31/20           | 03/27/20 | 45.0      |
| 592      | 2                 | 5100007282          | 2000003832        | O&M Supplier 69 | 02/26/20     | 476,705.40        | 51804     | 977.63    | 02/01/20          | 02/29/20        | 29.0            | 14.5          | 2/15/20 12:00  | 03/31/20           | 03/27/20 | 45.0      |
| 593      | 2                 | 5100007282          | 2000003832        | O&M Supplier 69 | 02/26/20     | 476,705.40        | 51804     | 1,366.23  | 02/01/20          | 02/29/20        | 29.0            | 14.5          | 2/15/20 12:00  | 03/31/20           | 03/27/20 | 45.0      |
| 594      | 2                 | 5100007282          | 2000003832        | O&M Supplier 69 | 02/26/20     | 476,705.40        | 51804     | 559.72    | 02/01/20          | 02/29/20        | 29.0            | 14.5          | 2/15/20 12:00  | 03/31/20           | 03/27/20 | 45.0      |
| 595      | 2                 | 5100007282          | 2000003832        | O&M Supplier 69 | 02/26/20     | 476,705.40        | 51804     | 867.54    | 02/01/20          | 02/29/20        | 29.0            | 14.5          | 2/15/20 12:00  | 03/31/20           | 03/27/20 | 45.0      |
| 596      | 2                 | 5100007282          | 2000003832        | O&M Supplier 69 | 02/26/20     | 476,705.40        | 51804     | 2,007.23  | 02/01/20          | 02/29/20        | 29.0            | 14.5          | 2/15/20 12:00  | 03/31/20           | 03/27/20 | 45.0      |
| 597      | 2                 | 5100007282          | 2000003832        | O&M Supplier 69 | 02/26/20     | 476,705.40        | 51804     | 1,115.58  | 02/01/20          | 02/29/20        | 29.0            | 14.5          | 2/15/20 12:00  | 03/31/20           | 03/27/20 | 45.0      |
| 598      | 2                 | 5100007282          | 2000003832        | O&M Supplier 69 | 02/26/20     | 476,705.40        | 51804     | 1,505.38  | 02/01/20          | 02/29/20        | 29.0            | 14.5          | 2/15/20 12:00  | 03/31/20           | 03/27/20 | 45.0      |
| 599      | 2                 | 5100007282          | 2000003832        | O&M Supplier 69 | 02/26/20     | 476,705.40        | 51804     | 187.29    | 02/01/20          | 02/29/20        | 29.0            | 14.5          | 2/15/20 12:00  | 03/31/20           | 03/27/20 | 45.0      |
| 600      | 2                 | 5100007282          | 2000003832        | O&M Supplier 69 | 02/26/20     | 476,705.40        | 51804     | 1,049.36  | 02/01/20          | 02/29/20        | 29.0            | 14.5          | 2/15/20 12:00  | 03/31/20           | 03/27/20 | 45.0      |

Southwestern Public Service Company - Texas  
Operations & Maintenance Sample  
12 Months Ended June 30, 2020

| Line No. | Census 1 Sample 2 | Accounting Document | Clearing Document | Description     | Invoice Date | Invoice Amount \$ | InvoiceNo | Amount \$ | From Service Date | To Service Date | Days of Service | Midpoint Date | Midpoint Date | Payment Clear Date | Due Date | Lead Days |
|----------|-------------------|---------------------|-------------------|-----------------|--------------|-------------------|-----------|-----------|-------------------|-----------------|-----------------|---------------|---------------|--------------------|----------|-----------|
| 601      | 2                 | 5100007282          | 2000003832        | O&M Supplier 69 | 02/26/20     | 476,705.40        | 51804     | 1,360.61  | 02/01/20          | 02/29/20        | 29.0            | 14.5          | 2/15/20 12:00 | 03/31/20           | 03/27/20 | 45.0      |
| 602      | 2                 | 5100007282          | 2000003832        | O&M Supplier 69 | 02/26/20     | 476,705.40        | 51804     | 732.96    | 02/01/20          | 02/29/20        | 29.0            | 14.5          | 2/15/20 12:00 | 03/31/20           | 03/27/20 | 45.0      |
| 603      | 2                 | 5100007282          | 2000003832        | O&M Supplier 69 | 02/26/20     | 476,705.40        | 51804     | 5,041.20  | 02/01/20          | 02/29/20        | 29.0            | 14.5          | 2/15/20 12:00 | 03/31/20           | 03/27/20 | 45.0      |
| 604      | 2                 | 5100007282          | 2000003832        | O&M Supplier 69 | 02/26/20     | 476,705.40        | 51804     | 498.99    | 02/01/20          | 02/29/20        | 29.0            | 14.5          | 2/15/20 12:00 | 03/31/20           | 03/27/20 | 45.0      |
| 605      | 2                 | 5100007282          | 2000003832        | O&M Supplier 69 | 02/26/20     | 476,705.40        | 51804     | 1,249.97  | 02/01/20          | 02/29/20        | 29.0            | 14.5          | 2/15/20 12:00 | 03/31/20           | 03/27/20 | 45.0      |
| 606      | 2                 | 5100007282          | 2000003832        | O&M Supplier 69 | 02/26/20     | 476,705.40        | 51804     | 1,698.30  | 02/01/20          | 02/29/20        | 29.0            | 14.5          | 2/15/20 12:00 | 03/31/20           | 03/27/20 | 45.0      |
| 607      | 2                 | 5100007282          | 2000003832        | O&M Supplier 69 | 02/26/20     | 476,705.40        | 51804     | 1,396.87  | 02/01/20          | 02/29/20        | 29.0            | 14.5          | 2/15/20 12:00 | 03/31/20           | 03/27/20 | 45.0      |
| 608      | 2                 | 5100007282          | 2000003832        | O&M Supplier 69 | 02/26/20     | 476,705.40        | 51804     | 679.37    | 02/01/20          | 02/29/20        | 29.0            | 14.5          | 2/15/20 12:00 | 03/31/20           | 03/27/20 | 45.0      |
| 609      | 2                 | 5100007282          | 2000003832        | O&M Supplier 69 | 02/26/20     | 476,705.40        | 51804     | 179.58    | 02/01/20          | 02/29/20        | 29.0            | 14.5          | 2/15/20 12:00 | 03/31/20           | 03/27/20 | 45.0      |
| 610      | 2                 | 5100011451          | 2000005110        | O&M Supplier 69 | 03/31/20     | 440,374.80        | 52047     | 910.68    | 03/01/20          | 03/31/20        | 31.0            | 15.5          | 3/16/20 12:00 | 05/05/20           | 04/30/20 | 50.0      |
| 611      | 2                 | 5100011451          | 2000005110        | O&M Supplier 69 | 03/31/20     | 440,374.80        | 52047     | 345.96    | 03/01/20          | 03/31/20        | 31.0            | 15.5          | 3/16/20 12:00 | 05/05/20           | 04/30/20 | 50.0      |
| 612      | 2                 | 5100011451          | 2000005110        | O&M Supplier 69 | 03/31/20     | 440,374.80        | 52047     | 902.36    | 03/01/20          | 03/31/20        | 31.0            | 15.5          | 3/16/20 12:00 | 05/05/20           | 04/30/20 | 50.0      |
| 613      | 2                 | 5100011451          | 2000005110        | O&M Supplier 69 | 03/31/20     | 440,374.80        | 52047     | 1,261.05  | 03/01/20          | 03/31/20        | 31.0            | 15.5          | 3/16/20 12:00 | 05/05/20           | 04/30/20 | 50.0      |
| 614      | 2                 | 5100011451          | 2000005110        | O&M Supplier 69 | 03/31/20     | 440,374.80        | 52047     | 516.63    | 03/01/20          | 03/31/20        | 31.0            | 15.5          | 3/16/20 12:00 | 05/05/20           | 04/30/20 | 50.0      |
| 615      | 2                 | 5100011451          | 2000005110        | O&M Supplier 69 | 03/31/20     | 440,374.80        | 52047     | 800.75    | 03/01/20          | 03/31/20        | 31.0            | 15.5          | 3/16/20 12:00 | 05/05/20           | 04/30/20 | 50.0      |
| 616      | 2                 | 5100011451          | 2000005110        | O&M Supplier 69 | 03/31/20     | 440,374.80        | 52047     | 1,852.69  | 03/01/20          | 03/31/20        | 31.0            | 15.5          | 3/16/20 12:00 | 05/05/20           | 04/30/20 | 50.0      |
| 617      | 2                 | 5100011451          | 2000005110        | O&M Supplier 69 | 03/31/20     | 440,374.80        | 52047     | 1,029.69  | 03/01/20          | 03/31/20        | 31.0            | 15.5          | 3/16/20 12:00 | 05/05/20           | 04/30/20 | 50.0      |
| 618      | 2                 | 5100011451          | 2000005110        | O&M Supplier 69 | 03/31/20     | 440,374.80        | 52047     | 1,389.48  | 03/01/20          | 03/31/20        | 31.0            | 15.5          | 3/16/20 12:00 | 05/05/20           | 04/30/20 | 50.0      |
| 619      | 2                 | 5100011451          | 2000005110        | O&M Supplier 69 | 03/31/20     | 440,374.80        | 52047     | 172.87    | 03/01/20          | 03/31/20        | 31.0            | 15.5          | 3/16/20 12:00 | 05/05/20           | 04/30/20 | 50.0      |
| 620      | 2                 | 5100011451          | 2000005110        | O&M Supplier 69 | 03/31/20     | 440,374.80        | 52047     | 986.99    | 03/01/20          | 03/31/20        | 31.0            | 15.5          | 3/16/20 12:00 | 05/05/20           | 04/30/20 | 50.0      |
| 621      | 2                 | 5100011451          | 2000005110        | O&M Supplier 69 | 03/31/20     | 440,374.80        | 52047     | 1,255.86  | 03/01/20          | 03/31/20        | 31.0            | 15.5          | 3/16/20 12:00 | 05/05/20           | 04/30/20 | 50.0      |
| 622      | 2                 | 5100011451          | 2000005110        | O&M Supplier 69 | 03/31/20     | 440,374.80        | 52047     | 676.53    | 03/01/20          | 03/31/20        | 31.0            | 15.5          | 3/16/20 12:00 | 05/05/20           | 04/30/20 | 50.0      |
| 623      | 2                 | 5100011451          | 2000005110        | O&M Supplier 69 | 03/31/20     | 440,374.80        | 52047     | 4,653.09  | 03/01/20          | 03/31/20        | 31.0            | 15.5          | 3/16/20 12:00 | 05/05/20           | 04/30/20 | 50.0      |
| 624      | 2                 | 5100011451          | 2000005110        | O&M Supplier 69 | 03/31/20     | 440,374.80        | 52047     | 460.57    | 03/01/20          | 03/31/20        | 31.0            | 15.5          | 3/16/20 12:00 | 05/05/20           | 04/30/20 | 50.0      |
| 625      | 2                 | 5100011451          | 2000005110        | O&M Supplier 69 | 03/31/20     | 440,374.80        | 52047     | 1,153.74  | 03/01/20          | 03/31/20        | 31.0            | 15.5          | 3/16/20 12:00 | 05/05/20           | 04/30/20 | 50.0      |
| 626      | 2                 | 5100011451          | 2000005110        | O&M Supplier 69 | 03/31/20     | 440,374.80        | 52047     | 1,567.55  | 03/01/20          | 03/31/20        | 31.0            | 15.5          | 3/16/20 12:00 | 05/05/20           | 04/30/20 | 50.0      |
| 627      | 2                 | 5100011451          | 2000005110        | O&M Supplier 69 | 03/31/20     | 440,374.80        | 52047     | 1,289.33  | 03/01/20          | 03/31/20        | 31.0            | 15.5          | 3/16/20 12:00 | 05/05/20           | 04/30/20 | 50.0      |
| 628      | 2                 | 5100011451          | 2000005110        | O&M Supplier 69 | 03/31/20     | 440,374.80        | 52047     | 627.07    | 03/01/20          | 03/31/20        | 31.0            | 15.5          | 3/16/20 12:00 | 05/05/20           | 04/30/20 | 50.0      |
| 629      | 2                 | 5100011451          | 2000005110        | O&M Supplier 69 | 03/31/20     | 440,374.80        | 52047     | 165.85    | 03/01/20          | 03/31/20        | 31.0            | 15.5          | 3/16/20 12:00 | 05/05/20           | 04/30/20 | 50.0      |
| 630      | 2                 | 5100012067          | 2000006572        | O&M Supplier 69 | 04/30/20     | 440,374.80        | 52327     | 910.68    | 04/01/20          | 04/30/20        | 30.0            | 15.0          | 4/16/20 0:00  | 06/02/20           | 05/30/20 | 47.5      |
| 631      | 2                 | 5100012067          | 2000006572        | O&M Supplier 69 | 04/30/20     | 440,374.80        | 52327     | 345.96    | 04/01/20          | 04/30/20        | 30.0            | 15.0          | 4/16/20 0:00  | 06/02/20           | 05/30/20 | 47.5      |
| 632      | 2                 | 5100012067          | 2000006572        | O&M Supplier 69 | 04/30/20     | 440,374.80        | 52327     | 902.36    | 04/01/20          | 04/30/20        | 30.0            | 15.0          | 4/16/20 0:00  | 06/02/20           | 05/30/20 | 47.5      |
| 633      | 2                 | 5100012067          | 2000006572        | O&M Supplier 69 | 04/30/20     | 440,374.80        | 52327     | 1,261.05  | 04/01/20          | 04/30/20        | 30.0            | 15.0          | 4/16/20 0:00  | 06/02/20           | 05/30/20 | 47.5      |
| 634      | 2                 | 5100012067          | 2000006572        | O&M Supplier 69 | 04/30/20     | 440,374.80        | 52327     | 516.63    | 04/01/20          | 04/30/20        | 30.0            | 15.0          | 4/16/20 0:00  | 06/02/20           | 05/30/20 | 47.5      |
| 635      | 2                 | 5100012067          | 2000006572        | O&M Supplier 69 | 04/30/20     | 440,374.80        | 52327     | 800.75    | 04/01/20          | 04/30/20        | 30.0            | 15.0          | 4/16/20 0:00  | 06/02/20           | 05/30/20 | 47.5      |
| 636      | 2                 | 5100012067          | 2000006572        | O&M Supplier 69 | 04/30/20     | 440,374.80        | 52327     | 1,852.69  | 04/01/20          | 04/30/20        | 30.0            | 15.0          | 4/16/20 0:00  | 06/02/20           | 05/30/20 | 47.5      |
| 637      | 2                 | 5100012067          | 2000006572        | O&M Supplier 69 | 04/30/20     | 440,374.80        | 52327     | 1,029.69  | 04/01/20          | 04/30/20        | 30.0            | 15.0          | 4/16/20 0:00  | 06/02/20           | 05/30/20 | 47.5      |
| 638      | 2                 | 5100012067          | 2000006572        | O&M Supplier 69 | 04/30/20     | 440,374.80        | 52327     | 1,389.48  | 04/01/20          | 04/30/20        | 30.0            | 15.0          | 4/16/20 0:00  | 06/02/20           | 05/30/20 | 47.5      |
| 639      | 2                 | 5100012067          | 2000006572        | O&M Supplier 69 | 04/30/20     | 440,374.80        | 52327     | 172.87    | 04/01/20          | 04/30/20        | 30.0            | 15.0          | 4/16/20 0:00  | 06/02/20           | 05/30/20 | 47.5      |
| 640      | 2                 | 5100012067          | 2000006572        | O&M Supplier 69 | 04/30/20     | 440,374.80        | 52327     | 986.99    | 04/01/20          | 04/30/20        | 30.0            | 15.0          | 4/16/20 0:00  | 06/02/20           | 05/30/20 | 47.5      |

Southwestern Public Service Company - Texas  
Operations & Maintenance Sample  
12 Months Ended June 30, 2020

| Line No. | Census Sample | Accounting Document | Clearing Document | Description     | Invoice Date | Invoice Amount \$ | InvoiceNo        | Amount \$  | From Service Date | To Service Date | Days of Service | Midpoint Date  | Midpoint Days | Payment Clear Date | Due Date | Lead Days |
|----------|---------------|---------------------|-------------------|-----------------|--------------|-------------------|------------------|------------|-------------------|-----------------|-----------------|----------------|---------------|--------------------|----------|-----------|
| 641      | 2             | 5100012067          | 2000006572        | O&M Supplier 69 | 04/30/20     | 440,374.80        | 52327            | 1,255.86   | 04/01/20          | 04/30/20        | 30.0            | 4/16/20 0:00   | 15.0          | 06/02/20           | 05/30/20 | 47.5      |
| 642      | 2             | 5100012067          | 2000006572        | O&M Supplier 69 | 04/30/20     | 440,374.80        | 52327            | 676.53     | 04/01/20          | 04/30/20        | 30.0            | 4/16/20 0:00   | 15.0          | 06/02/20           | 05/30/20 | 47.5      |
| 643      | 2             | 5100012067          | 2000006572        | O&M Supplier 69 | 04/30/20     | 440,374.80        | 52327            | 4,653.09   | 04/01/20          | 04/30/20        | 30.0            | 4/16/20 0:00   | 15.0          | 06/02/20           | 05/30/20 | 47.5      |
| 644      | 2             | 5100012067          | 2000006572        | O&M Supplier 69 | 04/30/20     | 440,374.80        | 52327            | 460.57     | 04/01/20          | 04/30/20        | 30.0            | 4/16/20 0:00   | 15.0          | 06/02/20           | 05/30/20 | 47.5      |
| 645      | 2             | 5100012067          | 2000006572        | O&M Supplier 69 | 04/30/20     | 440,374.80        | 52327            | 1,153.74   | 04/01/20          | 04/30/20        | 30.0            | 4/16/20 0:00   | 15.0          | 06/02/20           | 05/30/20 | 47.5      |
| 646      | 2             | 5100012067          | 2000006572        | O&M Supplier 69 | 04/30/20     | 440,374.80        | 52327            | 1,567.55   | 04/01/20          | 04/30/20        | 30.0            | 4/16/20 0:00   | 15.0          | 06/02/20           | 05/30/20 | 47.5      |
| 647      | 2             | 5100012067          | 2000006572        | O&M Supplier 69 | 04/30/20     | 440,374.80        | 52327            | 1,289.33   | 04/01/20          | 04/30/20        | 30.0            | 4/16/20 0:00   | 15.0          | 06/02/20           | 05/30/20 | 47.5      |
| 648      | 2             | 5100012067          | 2000006572        | O&M Supplier 69 | 04/30/20     | 440,374.80        | 52327            | 627.07     | 04/01/20          | 04/30/20        | 30.0            | 4/16/20 0:00   | 15.0          | 06/02/20           | 05/30/20 | 47.5      |
| 649      | 2             | 5100012067          | 2000006572        | O&M Supplier 69 | 04/30/20     | 440,374.80        | 52327            | 165.85     | 04/01/20          | 04/30/20        | 30.0            | 4/16/20 0:00   | 15.0          | 06/02/20           | 05/30/20 | 47.5      |
| 650      | 1             | 5100031286          | 2000010134        | O&M Supplier 70 | 07/30/19     | 184,290.00        | 154148366        | 97,904.06  | 07/27/19          | 07/29/19        | 3.0             | 7/28/19 12:00  | 1.5           | 09/03/19           | 08/14/19 | 37.0      |
| 651      | 1             | 5100032967          | 2000010362        | O&M Supplier 70 | 08/05/19     | 122,860.00        | 154153633        | 130,538.75 | 08/02/19          | 08/05/19        | 4.0             | 8/4/19 0:00    | 2.0           | 09/09/19           | 08/20/19 | 36.5      |
| 652      | 2             | 5100034693          | 2000011210        | O&M Supplier 70 | 08/28/19     | 2,047.37          | 154164608        | 2,175.33   | 08/26/19          | 08/26/19        | 1.0             | 8/26/19 12:00  | 0.5           | 10/04/19           | 09/12/19 | 39.0      |
| 653      | 1             | 5100036899          | 2000012907        | O&M Supplier 70 | 10/02/19     | 238,374.00        | 154184750        | 126,636.19 | 10/01/19          | 10/01/19        | 1.0             | 10/1/19 12:00  | 0.5           | 11/08/19           | 10/17/19 | 38.0      |
| 654      | 1             | 5100039402          | 2000013202        | O&M Supplier 70 | 10/10/19     | 238,374.00        | 154189047        | 126,636.19 | 10/08/19          | 10/10/19        | 3.0             | 10/9/19 12:00  | 1.5           | 11/25/19           | 10/25/19 | 47.0      |
| 655      | 1             | 5100003848          | 2000003220        | O&M Supplier 70 | 01/29/20     | 117,882.00        | 154249181        | 62,624.81  | 01/27/20          | 01/29/20        | 3.0             | 1/28/20 12:00  | 1.5           | 03/17/20           | 02/13/20 | 49.0      |
| 656      | 1             | 5100006310          | 2000003220        | O&M Supplier 70 | 01/30/20     | 204,318.00        | 154249193        | 108,543.94 | 01/27/20          | 01/30/20        | 4.0             | 1/29/20 0:00   | 2.0           | 03/17/20           | 02/14/20 | 48.5      |
| 657      | 2             | 5100019803          | 2000007641        | O&M Supplier 70 | 05/29/20     | 520.00            | 154311684        | 562.90     | 04/07/20          | 04/07/20        | 1.0             | 4/7/20 12:00   | 0.5           | 07/03/20           | 06/13/20 | 87.0      |
| 658      | 2             | 1900003682          | 2000006119        | O&M Supplier 71 | 05/05/20     | 263.69            | 207_HALE_2001    | 263.69     | 01/01/20          | 03/31/20        | 91.0            | 2/15/20 12:00  | 45.5          | 05/29/20           | 05/15/20 | 104.0     |
| 659      | 2             | 1900002570          | 2000008207        | O&M Supplier 72 | 08/08/19     | 39,365.31         | 3962700080819    | 39,365.31  | 06/25/19          | 07/29/19        | 35.0            | 7/12/19 12:00  | 17.5          | 08/20/19           | 08/10/19 | 39.0      |
| 660      | 2             | 1900004187          | 2000010512        | O&M Supplier 72 | 09/09/19     | 38,824.21         | 3962700090919    | 38,824.21  | 07/29/19          | 08/26/19        | 29.0            | 8/12/19 12:00  | 14.5          | 09/17/19           | 09/09/19 | 36.0      |
| 661      | 2             | 1900002672          | 2000007554        | O&M Supplier 72 | 10/08/19     | 41,635.08         | 3962700100819    | 41,635.08  | 08/27/19          | 09/24/19        | 29.0            | 9/10/19 12:00  | 14.5          | 10/18/19           | 10/08/19 | 38.0      |
| 662      | 2             | 1900004100          | 2000006403        | O&M Supplier 72 | 05/05/20     | 18,425.53         | 396270005082020  | 18,425.53  | 03/26/20          | 04/28/20        | 34.0            | 4/12/20 0:00   | 17.0          | 06/03/20           | 05/11/20 | 52.5      |
| 663      | 2             | 5100027132          | 2000009653        | O&M Supplier 73 | 07/15/19     | 11,988.27         | 1191433330       | 2,252.38   | 07/14/19          | 07/14/19        | 1.0             | 7/14/19 12:00  | 0.5           | 08/16/19           | 08/14/19 | 33.0      |
| 664      | 2             | 5100029101          | 2000009871        | O&M Supplier 73 | 07/21/19     | 12,165.51         | 1191434536       | 2,285.68   | 07/21/19          | 07/21/19        | 1.0             | 7/21/19 12:00  | 0.5           | 08/22/19           | 08/21/19 | 32.0      |
| 665      | 2             | 5100036306          | 2000011260        | O&M Supplier 73 | 08/29/19     | 7,698.12          | 1191441286       | 2,260.70   | 08/28/19          | 08/28/19        | 1.0             | 8/28/19 12:00  | 0.5           | 09/27/19           | 08/29/19 | 30.0      |
| 666      | 2             | 5100036306          | 2000011260        | O&M Supplier 73 | 08/29/19     | 7,698.12          | 1191441286       | 1,588.36   | 08/28/19          | 08/28/19        | 1.0             | 8/28/19 12:00  | 0.5           | 09/27/19           | 08/29/19 | 30.0      |
| 667      | 2             | 5100039072          | 2000012964        | O&M Supplier 73 | 09/27/19     | 8,122.08          | 1191446994       | 2,297.70   | 09/26/19          | 09/26/19        | 1.0             | 9/26/19 12:00  | 0.5           | 11/01/19           | 10/27/19 | 36.0      |
| 668      | 2             | 5100039072          | 2000012964        | O&M Supplier 73 | 09/27/19     | 8,122.08          | 1191446994       | 1,763.34   | 09/26/19          | 09/26/19        | 1.0             | 9/26/19 12:00  | 0.5           | 11/01/19           | 10/27/19 | 36.0      |
| 669      | 2             | 5100044242          | 2000013816        | O&M Supplier 73 | 10/10/19     | 7,479.88          | 1191448571       | 2,200.58   | 10/09/19          | 10/09/19        | 1.0             | 10/9/19 12:00  | 0.5           | 11/26/19           | 11/09/19 | 48.0      |
| 670      | 2             | 5100001166          | 2000001365        | O&M Supplier 73 | 12/30/19     | 8,218.66          | 1191462032       | 2,316.20   | 12/26/19          | 12/26/19        | 1.0             | 12/26/19 12:00 | 0.5           | 01/31/20           | 01/29/20 | 36.0      |
| 671      | 2             | 5100001166          | 2000001365        | O&M Supplier 73 | 12/30/19     | 8,218.66          | 1191462032       | 1,793.13   | 12/26/19          | 12/26/19        | 1.0             | 12/26/19 12:00 | 0.5           | 01/31/20           | 01/29/20 | 36.0      |
| 672      | 2             | 5100000222          | 2000001365        | O&M Supplier 73 | 12/31/19     | 7,785.40          | 1191462034       | 2,194.10   | 12/30/19          | 12/30/19        | 1.0             | 12/30/19 12:00 | 0.5           | 01/31/20           | 01/30/20 | 32.0      |
| 673      | 2             | 5100000222          | 2000001365        | O&M Supplier 73 | 12/31/19     | 7,785.40          | 1191462034       | 1,698.60   | 12/30/19          | 12/30/19        | 1.0             | 12/30/19 12:00 | 0.5           | 01/31/20           | 01/30/20 | 32.0      |
| 674      | 2             | 5100003462          | 2000002502        | O&M Supplier 73 | 01/06/20     | 12,305.22         | 1114001731       | 1,678.35   | 01/05/20          | 01/05/20        | 1.0             | 1/5/20 12:00   | 0.5           | 02/21/20           | 02/05/20 | 47.0      |
| 675      | 2             | 5100003462          | 2000002502        | O&M Supplier 73 | 01/06/20     | 12,305.22         | 1114001731       | 2,423.39   | 01/05/20          | 01/05/20        | 1.0             | 1/5/20 12:00   | 0.5           | 02/21/20           | 02/05/20 | 47.0      |
| 676      | 2             | 5100019653          | 2000007332        | O&M Supplier 73 | 05/18/20     | 6,906.58          | 1114023058       | 2,243.70   | 05/17/20          | 05/17/20        | 1.0             | 5/17/20 12:00  | 0.5           | 06/17/20           | 06/17/20 | 31.0      |
| 677      | 2             | 5100019653          | 2000007332        | O&M Supplier 73 | 05/18/20     | 6,906.58          | 1114023058       | 1,209.59   | 05/17/20          | 05/17/20        | 1.0             | 5/17/20 12:00  | 0.5           | 06/17/20           | 06/17/20 | 31.0      |
| 678      | 1             | 1900001890          | 2000000976        | O&M Supplier 74 | 01/14/20     | 66,524.38         | 49750011420      | 66,524.38  | 12/01/19          | 12/31/19        | 31.0            | 12/16/19 12:00 | 15.5          | 03/16/20           | 01/23/20 | 91.0      |
| 679      | 2             | 1900001255          | 2000009168        | O&M Supplier 75 | 08/07/19     | 0.77              | 92-KEMP-FARMSPAR | 0.77       | 06/28/19          | 06/30/19        | 3.0             | 6/29/19 12:00  | 1.5           | 08/29/19           | 08/07/19 | 61.0      |
| 680      | 1             | 19000004163         | 20000007859       | O&M Supplier 76 | 07/02/19     | 113,678.41        | 9974898-99218460 | 1,711.00   | 05/30/19          | 06/26/19        | 28.0            | 6/13/19 0:00   | 14.0          | 07/10/19           | 07/23/19 | 40.5      |

Southwestern Public Service Company - Texas  
 Operations & Maintenance Sample  
 12 Months Ended June 30, 2020

| Line No. | Census Sample | Accounting Document | Clearing Document | Description     | Invoice Date | Invoice Amount \$ | InvoiceNo        | Amount \$  | From Service Date | To Service Date | Days of Service | Midpoint Days | Midpoint Date  | Payment Clear Date | Due Date | Lead Days |
|----------|---------------|---------------------|-------------------|-----------------|--------------|-------------------|------------------|------------|-------------------|-----------------|-----------------|---------------|----------------|--------------------|----------|-----------|
| 681      | 1             | 1900004163          | 2000007859        | O&M Supplier 76 | 07/02/19     | 113,678.41        | 9974898-99218460 | 111,967.41 | 05/30/19          | 06/26/19        | 28.0            | 14.0          | 6/13/19 0:00   | 07/10/19           | 07/23/19 | 40.5      |
| 682      | 1             | 1900001898          | 2000009550        | O&M Supplier 76 | 07/29/19     | 68,086.19         | 9974898-99218460 | 1,930.68   | 06/27/19          | 07/26/19        | 30.0            | 15.0          | 7/12/19 0:00   | 08/15/19           | 08/19/19 | 38.5      |
| 683      | 1             | 1900001898          | 2000009550        | O&M Supplier 76 | 07/29/19     | 68,086.19         | 9974898-99218460 | 66,155.51  | 06/27/19          | 07/26/19        | 30.0            | 15.0          | 7/12/19 0:00   | 08/15/19           | 08/19/19 | 38.5      |
| 684      | 1             | 1900002492          | 2000010690        | O&M Supplier 76 | 08/27/19     | 98,350.08         | 9974898-99218460 | 2,802.90   | 07/27/19          | 08/27/19        | 32.0            | 16.0          | 8/12/19 0:00   | 09/13/19           | 09/17/19 | 36.5      |
| 685      | 1             | 1900002492          | 2000010690        | O&M Supplier 76 | 08/27/19     | 98,350.08         | 9974898-99218460 | 95,547.18  | 07/27/19          | 08/27/19        | 32.0            | 16.0          | 8/12/19 0:00   | 09/13/19           | 09/17/19 | 36.5      |
| 686      | 1             | 1900002600          | 2000011665        | O&M Supplier 76 | 09/26/19     | 71,430.43         | 9974898-99218460 | 2,774.33   | 08/28/19          | 09/26/19        | 30.0            | 15.0          | 9/12/19 0:00   | 10/11/19           | 10/17/19 | 35.5      |
| 687      | 1             | 1900002600          | 2000011665        | O&M Supplier 76 | 09/26/19     | 71,430.43         | 9974898-99218460 | 68,656.10  | 08/28/19          | 09/26/19        | 30.0            | 15.0          | 9/12/19 0:00   | 10/11/19           | 10/17/19 | 35.5      |
| 688      | 1             | 1900005763          | 2000013329        | O&M Supplier 76 | 10/25/19     | 47,899.54         | 9974898-99218460 | 2,294.05   | 09/27/19          | 10/25/19        | 29.0            | 14.5          | 10/11/19 12:00 | 11/13/19           | 11/15/19 | 35.0      |
| 689      | 1             | 1900005763          | 2000013329        | O&M Supplier 76 | 10/25/19     | 47,899.54         | 9974898-99218460 | 45,605.49  | 09/27/19          | 10/25/19        | 29.0            | 14.5          | 10/11/19 12:00 | 11/13/19           | 11/15/19 | 35.0      |
| 690      | 1             | 1900002868          | 2000014324        | O&M Supplier 76 | 11/22/19     | 55,229.72         | 9974898-99218460 | 2,036.77   | 10/26/19          | 11/22/19        | 28.0            | 14.0          | 11/9/19 0:00   | 12/11/19           | 12/13/19 | 34.5      |
| 691      | 1             | 1900002868          | 2000014324        | O&M Supplier 76 | 11/22/19     | 55,229.72         | 9974898-99218460 | 53,192.95  | 10/26/19          | 11/22/19        | 28.0            | 14.0          | 11/9/19 0:00   | 12/11/19           | 12/13/19 | 34.5      |
| 692      | 1             | 1900003320          | 2000006686        | O&M Supplier 76 | 01/06/20     | 52,626.81         | 9974898-99218460 | 1,209.98   | 11/23/19          | 12/30/19        | 38.0            | 19.0          | 12/12/19 0:00  | 01/17/20           | 01/27/20 | 46.5      |
| 693      | 1             | 1900003320          | 2000006686        | O&M Supplier 76 | 01/06/20     | 52,626.81         | 9974898-99218460 | 51,416.83  | 11/23/19          | 12/30/19        | 38.0            | 19.0          | 12/12/19 0:00  | 01/17/20           | 01/27/20 | 46.5      |
| 694      | 1             | 1900002554          | 2000003627        | O&M Supplier 76 | 03/03/20     | 196,426.76        | 9974898-99218460 | 4,117.16   | 12/31/19          | 01/29/20        | 30.0            | 15.0          | 1/15/20 0:00   | 03/20/20           | 02/25/20 | 65.5      |
| 695      | 1             | 1900002554          | 2000003627        | O&M Supplier 76 | 03/03/20     | 196,426.76        | 9974898-99218460 | 192,309.60 | 12/31/19          | 01/29/20        | 30.0            | 15.0          | 1/15/20 0:00   | 03/20/20           | 02/25/20 | 65.5      |
| 696      | 2             | 1900000271          | 2000003655        | O&M Supplier 76 | 03/16/20     | 10,601.47         | 9467921          | 2,577.77   | 02/15/20          | 03/16/20        | 31.0            | 15.5          | 3/1/20 12:00   | 04/02/20           | 04/06/20 | 36.0      |
| 697      | 2             | 1900000271          | 2000003655        | O&M Supplier 76 | 03/16/20     | 10,601.47         | 9467921          | 495.65     | 02/15/20          | 03/16/20        | 31.0            | 15.5          | 3/1/20 12:00   | 04/02/20           | 04/06/20 | 36.0      |
| 698      | 2             | 1900000271          | 2000003655        | O&M Supplier 76 | 03/16/20     | 10,601.47         | 9467921          | 3,108.69   | 02/15/20          | 03/16/20        | 31.0            | 15.5          | 3/1/20 12:00   | 04/02/20           | 04/06/20 | 36.0      |
| 699      | 2             | 1900000271          | 2000003655        | O&M Supplier 76 | 03/16/20     | 10,601.47         | 9467921          | 4,419.36   | 02/15/20          | 03/16/20        | 31.0            | 15.5          | 3/1/20 12:00   | 04/02/20           | 04/06/20 | 36.0      |
| 700      | 2             | 19000004010         | 2000006234        | O&M Supplier 76 | 05/04/20     | 30,709.85         | 9974898-99218460 | 931.29     | 03/31/20          | 04/28/20        | 29.0            | 14.5          | 4/14/20 12:00  | 05/20/20           | 05/25/20 | 41.0      |
| 701      | 2             | 1900004010          | 2000006234        | O&M Supplier 76 | 05/04/20     | 30,709.85         | 9974898-99218460 | 29,778.56  | 03/31/20          | 04/28/20        | 29.0            | 14.5          | 4/14/20 12:00  | 05/20/20           | 05/25/20 | 41.0      |
| 702      | 2             | 1900001799          | 2000007277        | O&M Supplier 76 | 06/03/20     | 46,267.12         | 9974898-99218460 | 2,565.56   | 04/29/20          | 05/27/20        | 29.0            | 14.5          | 5/13/20 12:00  | 06/15/20           | 06/24/20 | 42.0      |
| 703      | 2             | 1900001799          | 2000007277        | O&M Supplier 76 | 06/03/20     | 46,267.12         | 9974898-99218460 | 43,701.56  | 04/29/20          | 05/27/20        | 29.0            | 14.5          | 5/13/20 12:00  | 06/15/20           | 06/24/20 | 42.0      |
| 704      | 2             | 5100007145          | 2000003761        | O&M Supplier 77 | 02/25/20     | 23,052.05         | 18509            | 23,052.05  | 02/11/20          | 02/25/20        | 15.0            | 7.5           | 2/18/20 12:00  | 03/31/20           | 03/26/20 | 42.0      |
| 705      | 2             | 5100018617          | 2000007642        | O&M Supplier 77 | 05/26/20     | 22,359.11         | 18636            | 22,359.11  | 05/21/20          | 05/26/20        | 6.0             | 3.0           | 5/24/20 0:00   | 09/01/20           | 06/25/20 | 100.5     |
| 706      | 2             | 1900001664          | 2000005634        | O&M Supplier 78 | 05/05/20     | 3,720.75          | 245_HALE_2001    | 3,720.75   | 01/01/20          | 03/31/20        | 91.0            | 45.5          | 2/15/20 12:00  | 05/21/20           | 05/15/20 | 96.0      |
| 707      | 2             | 5100017664          | 2000006932        | O&M Supplier 79 | 04/30/20     | 8,221.50          | 48849            | 8,221.50   | 04/28/20          | 05/01/20        | 4.0             | 2.0           | 4/30/20 0:00   | 06/05/20           | 05/30/20 | 36.5      |
| 708      | 2             | 5100027660          | 2000008743        | O&M Supplier 80 | 07/01/19     | 16,250.00         | 7326             | 16,250.00  | 07/01/19          | 07/31/19        | 31.0            | 15.5          | 7/16/19 12:00  | 08/01/19           | 07/31/19 | 16.0      |
| 709      | 1             | 5100044932          | 2000014756        | O&M Supplier 81 | 11/21/19     | 47,900.00         | 739833           | 51,851.75  | 10/07/19          | 10/18/19        | 12.0            | 6.0           | 10/13/19 0:00  | 12/20/19           | 12/21/19 | 69.5      |
| 710      | 1             | 5100019435          | 2000007720        | O&M Supplier 81 | 05/27/20     | 185,464.28        | 742132           | 197,055.80 | 05/18/20          | 05/27/20        | 10.0            | 5.0           | 5/23/20 0:00   | 06/26/20           | 06/26/20 | 34.5      |
| 711      | 1             | 5100016997          | 2000006881        | O&M Supplier 82 | 05/06/20     | 99,887.84         | 2259             | 54,064.29  | 04/23/20          | 05/01/20        | 9.0             | 4.5           | 4/27/20 12:00  | 06/16/20           | 06/05/20 | 50.0      |
| 712      | 2             | 1900002570          | 200001855         | O&M Supplier 83 | 02/06/20     | 17.17             | 257-1904-HALE-WI | 17.17      | 10/01/19          | 12/31/19        | 92.0            | 46.0          | 11/16/19 0:00  | 02/19/20           | 02/10/20 | 95.5      |
| 713      | 1             | 5100043864          | 2000000616        | O&M Supplier 84 | 12/19/19     | 116,000.00        | PSEDOG000216     | 58,000.00  | 12/01/19          | 12/19/19        | 19.0            | 9.5           | 12/10/19 12:00 | 01/24/20           | 01/18/20 | 45.0      |
| 714      | 2             | 5100039200          | 2000013323        | O&M Supplier 85 | 10/14/19     | 22,183.65         | 372              | 23,570.13  | 08/27/19          | 10/14/19        | 49.0            | 24.5          | 9/20/19 12:00  | 11/13/19           | 11/13/19 | 54.0      |
| 715      | 2             | 5100042233          | 2000013707        | O&M Supplier 85 | 10/25/19     | 10,597.50         | 374              | 10,597.50  | 10/15/19          | 10/25/19        | 11.0            | 5.5           | 10/20/19 12:00 | 11/22/19           | 11/24/19 | 35.0      |
| 716      | 2             | 5100029288          | 2000010252        | O&M Supplier 86 | 08/01/19     | 46,086.00         | 57844            | 9,600.00   | 06/03/19          | 06/07/19        | 5.0             | 2.5           | 6/5/19 12:00   | 08/30/19           | 08/31/19 | 87.0      |
| 717      | 2             | 5100029288          | 2000010252        | O&M Supplier 86 | 08/01/19     | 46,086.00         | 57844            | 5,672.00   | 06/03/19          | 06/07/19        | 5.0             | 2.5           | 6/5/19 12:00   | 08/30/19           | 08/31/19 | 87.0      |
| 718      | 2             | 5100041609          | 2000013473        | O&M Supplier 86 | 10/16/19     | 96,927.00         | 58268            | 16,154.50  | 07/22/19          | 08/24/19        | 34.0            | 17.0          | 8/8/19 0:00    | 11/15/19           | 11/15/19 | 99.5      |
| 719      | 2             | 5100041609          | 2000013473        | O&M Supplier 86 | 10/16/19     | 96,927.00         | 58268            | 16,154.50  | 07/22/19          | 08/24/19        | 34.0            | 17.0          | 8/8/19 0:00    | 11/15/19           | 11/15/19 | 99.5      |
| 720      | 2             | 5100001603          | 20000001596       | O&M Supplier 86 | 01/09/20     | 28,325.26         | 58723            | 14,162.63  | 11/04/19          | 11/09/19        | 6.0             | 3.0           | 11/7/19 0:00   | 02/07/20           | 02/08/20 | 93.5      |

Southwestern Public Service Company - Texas  
Operations & Maintenance Sample  
12 Months Ended June 30, 2020

| Line No. | Census Sample | Accounting Document | Clearing Document | Description     | Invoice Date | Invoice Amount \$ | InvoiceNo  | Amount \$  | From Service Date | To Service Date | Days of Service | Midpoint Days | Midpoint Date  | Payment Clear Date | Due Date | Lead Days |
|----------|---------------|---------------------|-------------------|-----------------|--------------|-------------------|------------|------------|-------------------|-----------------|-----------------|---------------|----------------|--------------------|----------|-----------|
| 721      | 2             | 5100014680          | 2000006060        | O&M Supplier 86 | 04/15/20     | 85,467.00         | 59396      | 11,489.00  | 02/18/20          | 02/21/20        | 4.0             | 2.0           | 2/20/20 0:00   | 05/15/20           | 05/15/20 | 85.5      |
| 722      | 2             | 5100014680          | 2000006060        | O&M Supplier 86 | 04/15/20     | 85,467.00         | 59396      | 17,000.00  | 02/18/20          | 02/21/20        | 4.0             | 2.0           | 2/20/20 0:00   | 05/15/20           | 05/15/20 | 85.5      |
| 723      | 1             | 5100034358          | 2000011142        | O&M Supplier 87 | 08/26/19     | 170,935.74        | 41272775   | 170,935.74 | 08/13/19          | 08/26/19        | 14.0            | 7.0           | 8/20/19 0:00   | 10/01/19           | 09/25/19 | 42.5      |
| 724      | 1             | 5100029367          | 2000008236        | O&M Supplier 88 | 06/01/19     | 464,842.56        | 06012019TX | 1,080.11   | 06/01/19          | 06/30/19        | 30.0            | 15.0          | 6/16/19 0:00   | 07/22/19           | 07/01/19 | 36.5      |
| 725      | 1             | 5100029367          | 2000008236        | O&M Supplier 88 | 06/01/19     | 464,842.56        | 06012019TX | 46,384.93  | 06/01/19          | 06/30/19        | 30.0            | 15.0          | 6/16/19 0:00   | 07/22/19           | 07/01/19 | 36.5      |
| 726      | 1             | 5100029367          | 2000008236        | O&M Supplier 88 | 06/01/19     | 464,842.56        | 06012019TX | 9,010.60   | 06/01/19          | 06/30/19        | 30.0            | 15.0          | 6/16/19 0:00   | 07/22/19           | 07/01/19 | 36.5      |
| 727      | 1             | 5100029367          | 2000008236        | O&M Supplier 88 | 06/01/19     | 464,842.56        | 06012019TX | 13,490.40  | 06/01/19          | 06/30/19        | 30.0            | 15.0          | 6/16/19 0:00   | 07/22/19           | 07/01/19 | 36.5      |
| 728      | 1             | 5100029367          | 2000008236        | O&M Supplier 88 | 06/01/19     | 464,842.56        | 06012019TX | 6,469.13   | 06/01/19          | 06/30/19        | 30.0            | 15.0          | 6/16/19 0:00   | 07/22/19           | 07/01/19 | 36.5      |
| 729      | 1             | 5100029367          | 2000008236        | O&M Supplier 88 | 06/01/19     | 464,842.56        | 06012019TX | 7,430.18   | 06/01/19          | 06/30/19        | 30.0            | 15.0          | 6/16/19 0:00   | 07/22/19           | 07/01/19 | 36.5      |
| 730      | 2             | 5100030636          | 2000008382        | O&M Supplier 88 | 06/01/19     | 151,982.72        | 06012019NM | 10,212.64  | 06/01/19          | 06/30/19        | 30.0            | 15.0          | 6/16/19 0:00   | 08/13/19           | 07/01/19 | 58.5      |
| 731      | 2             | 5100030636          | 2000008382        | O&M Supplier 88 | 06/01/19     | 151,982.72        | 06012019NM | 2,157.54   | 06/01/19          | 06/30/19        | 30.0            | 15.0          | 6/16/19 0:00   | 08/13/19           | 07/01/19 | 58.5      |
| 732      | 2             | 5100030636          | 2000008382        | O&M Supplier 88 | 06/01/19     | 151,982.72        | 06012019NM | 3,587.75   | 06/01/19          | 06/30/19        | 30.0            | 15.0          | 6/16/19 0:00   | 08/13/19           | 07/01/19 | 58.5      |
| 733      | 2             | 5100030636          | 2000008382        | O&M Supplier 88 | 06/01/19     | 151,982.72        | 06012019NM | 22,037.75  | 06/01/19          | 06/30/19        | 30.0            | 15.0          | 6/16/19 0:00   | 08/13/19           | 07/01/19 | 58.5      |
| 734      | 1             | 5100031174          | 2000010113        | O&M Supplier 88 | 07/01/19     | 752,813.64        | 07012019TX | 67,250.75  | 07/01/19          | 07/30/19        | 30.0            | 15.0          | 7/16/19 0:00   | 08/28/19           | 07/31/19 | 43.5      |
| 735      | 1             | 5100031174          | 2000010113        | O&M Supplier 88 | 07/01/19     | 752,813.64        | 07012019TX | 2,724.76   | 07/01/19          | 07/30/19        | 30.0            | 15.0          | 7/16/19 0:00   | 08/28/19           | 07/31/19 | 43.5      |
| 736      | 1             | 5100031174          | 2000010113        | O&M Supplier 88 | 07/01/19     | 752,813.64        | 07012019TX | 8,626.98   | 07/01/19          | 07/30/19        | 30.0            | 15.0          | 7/16/19 0:00   | 08/28/19           | 07/31/19 | 43.5      |
| 737      | 1             | 5100031174          | 2000010113        | O&M Supplier 88 | 07/01/19     | 752,813.64        | 07012019TX | 17,374.41  | 07/01/19          | 07/30/19        | 30.0            | 15.0          | 7/16/19 0:00   | 08/28/19           | 07/31/19 | 43.5      |
| 738      | 1             | 5100031174          | 2000010113        | O&M Supplier 88 | 07/01/19     | 752,813.64        | 07012019TX | 7,230.52   | 07/01/19          | 07/30/19        | 30.0            | 15.0          | 7/16/19 0:00   | 08/28/19           | 07/31/19 | 43.5      |
| 739      | 1             | 5100031174          | 2000010113        | O&M Supplier 88 | 07/01/19     | 752,813.64        | 07012019TX | 32,612.72  | 07/01/19          | 07/30/19        | 30.0            | 15.0          | 7/16/19 0:00   | 08/28/19           | 07/31/19 | 43.5      |
| 740      | 1             | 5100036882          | 2000010785        | O&M Supplier 88 | 08/01/19     | 520,050.90        | 08012019TX | 72,423.49  | 08/01/19          | 08/31/19        | 31.0            | 15.5          | 8/16/19 12:00  | 09/18/19           | 08/31/19 | 33.0      |
| 741      | 1             | 5100036882          | 2000010785        | O&M Supplier 88 | 08/01/19     | 520,050.90        | 08012019TX | 9,815.17   | 08/01/19          | 08/31/19        | 31.0            | 15.5          | 8/16/19 12:00  | 09/18/19           | 08/31/19 | 33.0      |
| 742      | 1             | 5100036882          | 2000010785        | O&M Supplier 88 | 08/01/19     | 520,050.90        | 08012019TX | 5,756.45   | 08/01/19          | 08/31/19        | 31.0            | 15.5          | 8/16/19 12:00  | 09/18/19           | 08/31/19 | 33.0      |
| 743      | 1             | 5100036882          | 2000010785        | O&M Supplier 88 | 08/01/19     | 520,050.90        | 08012019TX | 16,575.02  | 08/01/19          | 08/31/19        | 31.0            | 15.5          | 8/16/19 12:00  | 09/18/19           | 08/31/19 | 33.0      |
| 744      | 1             | 5100036882          | 2000010785        | O&M Supplier 88 | 08/01/19     | 520,050.90        | 08012019TX | 8,020.88   | 08/01/19          | 08/31/19        | 31.0            | 15.5          | 8/16/19 12:00  | 09/18/19           | 08/31/19 | 33.0      |
| 745      | 1             | 5100041799          | 2000012061        | O&M Supplier 88 | 09/01/19     | 557,740.92        | 09012019TX | 56,028.44  | 09/01/19          | 09/30/19        | 30.0            | 15.0          | 9/16/19 0:00   | 10/23/19           | 10/01/19 | 37.5      |
| 746      | 1             | 5100041799          | 2000012061        | O&M Supplier 88 | 09/01/19     | 557,740.92        | 09012019TX | 7,962.38   | 09/01/19          | 09/30/19        | 30.0            | 15.0          | 9/16/19 0:00   | 10/23/19           | 10/01/19 | 37.5      |
| 747      | 1             | 5100041799          | 2000012061        | O&M Supplier 88 | 09/01/19     | 557,740.92        | 09012019TX | 6,550.01   | 09/01/19          | 09/30/19        | 30.0            | 15.0          | 9/16/19 0:00   | 10/23/19           | 10/01/19 | 37.5      |
| 748      | 1             | 5100041799          | 2000012061        | O&M Supplier 88 | 09/01/19     | 557,740.92        | 09012019TX | 20,401.69  | 09/01/19          | 09/30/19        | 30.0            | 15.0          | 9/16/19 0:00   | 10/23/19           | 10/01/19 | 37.5      |
| 749      | 1             | 5100041799          | 2000012061        | O&M Supplier 88 | 09/01/19     | 557,740.92        | 09012019TX | 7,536.72   | 09/01/19          | 09/30/19        | 30.0            | 15.0          | 9/16/19 0:00   | 10/23/19           | 10/01/19 | 37.5      |
| 750      | 1             | 5100041799          | 2000012061        | O&M Supplier 88 | 09/01/19     | 557,740.92        | 09012019TX | 2,146.51   | 09/01/19          | 09/30/19        | 30.0            | 15.0          | 9/16/19 0:00   | 10/23/19           | 10/01/19 | 37.5      |
| 751      | 1             | 5100045247          | 2000013512        | O&M Supplier 88 | 10/01/19     | 632,531.88        | 10012019TX | 66,417.43  | 10/01/19          | 10/31/19        | 31.0            | 15.5          | 10/16/19 12:00 | 11/15/19           | 10/31/19 | 30.0      |
| 752      | 1             | 5100045247          | 2000013512        | O&M Supplier 88 | 10/01/19     | 632,531.88        | 10012019TX | 5,952.60   | 10/01/19          | 10/31/19        | 31.0            | 15.5          | 10/16/19 12:00 | 11/15/19           | 10/31/19 | 30.0      |
| 753      | 1             | 5100045247          | 2000013512        | O&M Supplier 88 | 10/01/19     | 632,531.88        | 10012019TX | 6,910.78   | 10/01/19          | 10/31/19        | 31.0            | 15.5          | 10/16/19 12:00 | 11/15/19           | 10/31/19 | 30.0      |
| 754      | 1             | 5100045247          | 2000013512        | O&M Supplier 88 | 10/01/19     | 632,531.88        | 10012019TX | 22,630.60  | 10/01/19          | 10/31/19        | 31.0            | 15.5          | 10/16/19 12:00 | 11/15/19           | 10/31/19 | 30.0      |
| 755      | 1             | 5100045247          | 2000013512        | O&M Supplier 88 | 10/01/19     | 632,531.88        | 10012019TX | 7,935.80   | 10/01/19          | 10/31/19        | 31.0            | 15.5          | 10/16/19 12:00 | 11/15/19           | 10/31/19 | 30.0      |
| 756      | 1             | 5100045247          | 2000013512        | O&M Supplier 88 | 10/01/19     | 632,531.88        | 10012019TX | 4,272.09   | 10/01/19          | 10/31/19        | 31.0            | 15.5          | 10/16/19 12:00 | 11/15/19           | 10/31/19 | 30.0      |
| 757      | 1             | 5100049786          | 2000000366        | O&M Supplier 88 | 11/01/19     | 569,592.59        | 11012019TX | 45,420.34  | 11/01/19          | 11/30/19        | 30.0            | 15.0          | 11/16/19 0:00  | 01/10/20           | 12/01/19 | 55.5      |
| 758      | 1             | 5100049786          | 2000000366        | O&M Supplier 88 | 11/01/19     | 569,592.59        | 11012019TX | 4,630.73   | 11/01/19          | 11/30/19        | 30.0            | 15.0          | 11/16/19 0:00  | 01/10/20           | 12/01/19 | 55.5      |
| 759      | 1             | 5100049786          | 2000000366        | O&M Supplier 88 | 11/01/19     | 569,592.59        | 11012019TX | 744.65     | 11/01/19          | 11/30/19        | 30.0            | 15.0          | 11/16/19 0:00  | 01/10/20           | 12/01/19 | 55.5      |
| 760      | 1             | 5100049786          | 2000000366        | O&M Supplier 88 | 11/01/19     | 569,592.59        | 11012019TX | 28,495.74  | 11/01/19          | 11/30/19        | 30.0            | 15.0          | 11/16/19 0:00  | 01/10/20           | 12/01/19 | 55.5      |

Southwestern Public Service Company - Texas  
Operations & Maintenance Sample  
12 Months Ended June 30, 2020

| Line No. | Census Sample | Accounting Document | Clearing Document | Description     | Invoice Date | Invoice Amount \$ | InvoiceNo  | Amount \$ | From Service Date | To Service Date | Days of Service | Midpoint Days | Midpoint Date | Payment Clear Date | Due Date | Lead Days |
|----------|---------------|---------------------|-------------------|-----------------|--------------|-------------------|------------|-----------|-------------------|-----------------|-----------------|---------------|---------------|--------------------|----------|-----------|
| 761      | 1             | 5100049786          | 200000366         | O&M Supplier 88 | 11/01/19     | 569,592.59        | 11012019TX | 1,458.83  | 11/01/19          | 11/30/19        | 30.0            | 15.0          | 11/16/19 0:00 | 01/10/20           | 12/01/19 | 55.5      |
| 762      | 1             | 5100049786          | 200000366         | O&M Supplier 88 | 11/01/19     | 569,592.59        | 11012019TX | 233.87    | 11/01/19          | 11/30/19        | 30.0            | 15.0          | 11/16/19 0:00 | 01/10/20           | 12/01/19 | 55.5      |
| 763      | 1             | 5100049786          | 200000366         | O&M Supplier 88 | 11/01/19     | 569,592.59        | 11012019TX | 7,099.26  | 11/01/19          | 11/30/19        | 30.0            | 15.0          | 11/16/19 0:00 | 01/10/20           | 12/01/19 | 55.5      |
| 764      | 1             | 5100002477          | 200000243         | O&M Supplier 88 | 12/01/19     | 550,739.21        | 12012019TX | 67,575.51 | 12/01/19          | 12/30/19        | 30.0            | 15.0          | 12/16/19 0:00 | 02/14/20           | 12/31/19 | 60.5      |
| 765      | 1             | 5100002477          | 200000243         | O&M Supplier 88 | 12/01/19     | 550,739.21        | 12012019TX | 1,819.28  | 12/01/19          | 12/30/19        | 30.0            | 15.0          | 12/16/19 0:00 | 02/14/20           | 12/31/19 | 60.5      |
| 766      | 1             | 5100002477          | 200000243         | O&M Supplier 88 | 12/01/19     | 550,739.21        | 12012019TX | 667.27    | 12/01/19          | 12/30/19        | 30.0            | 15.0          | 12/16/19 0:00 | 02/14/20           | 12/31/19 | 60.5      |
| 767      | 1             | 5100002477          | 200000243         | O&M Supplier 88 | 12/01/19     | 550,739.21        | 12012019TX | 2,908.06  | 12/01/19          | 12/30/19        | 30.0            | 15.0          | 12/16/19 0:00 | 02/14/20           | 12/31/19 | 60.5      |
| 768      | 1             | 5100002477          | 200000243         | O&M Supplier 88 | 12/01/19     | 550,739.21        | 12012019TX | 1,888.71  | 12/01/19          | 12/30/19        | 30.0            | 15.0          | 12/16/19 0:00 | 02/14/20           | 12/31/19 | 60.5      |
| 769      | 1             | 5100002477          | 200000243         | O&M Supplier 88 | 12/01/19     | 550,739.21        | 12012019TX | 1,002.57  | 12/01/19          | 12/30/19        | 30.0            | 15.0          | 12/16/19 0:00 | 02/14/20           | 12/31/19 | 60.5      |
| 770      | 1             | 5100002477          | 200000243         | O&M Supplier 88 | 12/01/19     | 550,739.21        | 12012019TX | 9,306.48  | 12/01/19          | 12/30/19        | 30.0            | 15.0          | 12/16/19 0:00 | 02/14/20           | 12/31/19 | 60.5      |
| 771      | 1             | 5100004837          | 2000002340        | O&M Supplier 88 | 01/01/20     | 742,318.57        | 1012020TX  | 53,727.13 | 01/01/20          | 01/31/20        | 31.0            | 15.5          | 1/16/20 12:00 | 02/19/20           | 01/31/20 | 34.0      |
| 772      | 1             | 5100004837          | 2000002340        | O&M Supplier 88 | 01/01/20     | 742,318.57        | 1012020TX  | 8,798.19  | 01/01/20          | 01/31/20        | 31.0            | 15.5          | 1/16/20 12:00 | 02/19/20           | 01/31/20 | 34.0      |
| 773      | 1             | 5100004837          | 2000002340        | O&M Supplier 88 | 01/01/20     | 742,318.57        | 1012020TX  | 5,331.49  | 01/01/20          | 01/31/20        | 31.0            | 15.5          | 1/16/20 12:00 | 02/19/20           | 01/31/20 | 34.0      |
| 774      | 1             | 5100004837          | 2000002340        | O&M Supplier 88 | 01/01/20     | 742,318.57        | 1012020TX  | 18,385.40 | 01/01/20          | 01/31/20        | 31.0            | 15.5          | 1/16/20 12:00 | 02/19/20           | 01/31/20 | 34.0      |
| 775      | 1             | 5100004837          | 2000002340        | O&M Supplier 88 | 01/01/20     | 742,318.57        | 1012020TX  | 5,648.50  | 01/01/20          | 01/31/20        | 31.0            | 15.5          | 1/16/20 12:00 | 02/19/20           | 01/31/20 | 34.0      |
| 776      | 1             | 5100004837          | 2000002340        | O&M Supplier 88 | 01/01/20     | 742,318.57        | 1012020TX  | 2,924.21  | 01/01/20          | 01/31/20        | 31.0            | 15.5          | 1/16/20 12:00 | 02/19/20           | 01/31/20 | 34.0      |
| 777      | 1             | 5100004837          | 2000002340        | O&M Supplier 88 | 01/01/20     | 742,318.57        | 1012020TX  | 19,979.36 | 01/01/20          | 01/31/20        | 31.0            | 15.5          | 1/16/20 12:00 | 02/19/20           | 01/31/20 | 34.0      |
| 778      | 1             | 5100005631          | 2000003364        | O&M Supplier 88 | 01/01/20     | 191,342.28        | 1012020NM  | 10,780.71 | 01/01/20          | 01/31/20        | 31.0            | 15.5          | 1/16/20 12:00 | 03/13/20           | 01/31/20 | 57.0      |
| 779      | 1             | 5100005631          | 2000003364        | O&M Supplier 88 | 01/01/20     | 191,342.28        | 1012020NM  | 12,466.23 | 01/01/20          | 01/31/20        | 31.0            | 15.5          | 1/16/20 12:00 | 03/13/20           | 01/31/20 | 57.0      |
| 780      | 1             | 5100005631          | 2000003364        | O&M Supplier 88 | 01/01/20     | 191,342.28        | 1012020NM  | 10,712.79 | 01/01/20          | 01/31/20        | 31.0            | 15.5          | 1/16/20 12:00 | 03/13/20           | 01/31/20 | 57.0      |
| 781      | 1             | 5100005631          | 2000003364        | O&M Supplier 88 | 01/01/20     | 191,342.28        | 1012020NM  | 13,875.84 | 01/01/20          | 01/31/20        | 31.0            | 15.5          | 1/16/20 12:00 | 03/13/20           | 01/31/20 | 57.0      |
| 782      | 1             | 5100008257          | 2000003429        | O&M Supplier 88 | 02/01/20     | 828,336.67        | 2012020TX  | 69,503.81 | 02/01/20          | 02/29/20        | 29.0            | 14.5          | 2/15/20 12:00 | 03/17/20           | 03/02/20 | 31.0      |
| 783      | 1             | 5100008257          | 2000003429        | O&M Supplier 88 | 02/01/20     | 828,336.67        | 2012020TX  | 3,222.56  | 02/01/20          | 02/29/20        | 29.0            | 14.5          | 2/15/20 12:00 | 03/17/20           | 03/02/20 | 31.0      |
| 784      | 1             | 5100008257          | 2000003429        | O&M Supplier 88 | 02/01/20     | 828,336.67        | 2012020TX  | 11,107.26 | 02/01/20          | 02/29/20        | 29.0            | 14.5          | 2/15/20 12:00 | 03/17/20           | 03/02/20 | 31.0      |
| 785      | 1             | 5100008257          | 2000003429        | O&M Supplier 88 | 02/01/20     | 828,336.67        | 2012020TX  | 4,374.72  | 02/01/20          | 02/29/20        | 29.0            | 14.5          | 2/15/20 12:00 | 03/17/20           | 03/02/20 | 31.0      |
| 786      | 1             | 5100008257          | 2000003429        | O&M Supplier 88 | 02/01/20     | 828,336.67        | 2012020TX  | 11,270.80 | 02/01/20          | 02/29/20        | 29.0            | 14.5          | 2/15/20 12:00 | 03/17/20           | 03/02/20 | 31.0      |
| 787      | 1             | 5100008257          | 2000003429        | O&M Supplier 88 | 02/01/20     | 828,336.67        | 2012020TX  | 11,707.84 | 02/01/20          | 02/29/20        | 29.0            | 14.5          | 2/15/20 12:00 | 03/17/20           | 03/02/20 | 31.0      |
| 788      | 1             | 5100008257          | 2000003429        | O&M Supplier 88 | 02/01/20     | 828,336.67        | 2012020TX  | 16,909.36 | 02/01/20          | 02/29/20        | 29.0            | 14.5          | 2/15/20 12:00 | 03/17/20           | 03/02/20 | 31.0      |
| 789      | 1             | 5100009664          | 2000003690        | O&M Supplier 88 | 02/01/20     | 237,838.76        | 2012020NM  | 7,410.48  | 02/01/20          | 02/29/20        | 29.0            | 14.5          | 2/15/20 12:00 | 03/24/20           | 03/02/20 | 38.0      |
| 790      | 1             | 5100009664          | 2000003690        | O&M Supplier 88 | 02/01/20     | 237,838.76        | 2012020NM  | 18,259.19 | 02/01/20          | 02/29/20        | 29.0            | 14.5          | 2/15/20 12:00 | 03/24/20           | 03/02/20 | 38.0      |
| 791      | 1             | 5100009664          | 2000003690        | O&M Supplier 88 | 02/01/20     | 237,838.76        | 2012020NM  | 11,449.10 | 02/01/20          | 02/29/20        | 29.0            | 14.5          | 2/15/20 12:00 | 03/24/20           | 03/02/20 | 38.0      |
| 792      | 1             | 5100009664          | 2000003690        | O&M Supplier 88 | 02/01/20     | 237,838.76        | 2012020NM  | 22,340.92 | 02/01/20          | 02/29/20        | 29.0            | 14.5          | 2/15/20 12:00 | 03/24/20           | 03/02/20 | 38.0      |
| 793      | 1             | 5100013241          | 2000005355        | O&M Supplier 88 | 03/01/20     | 1,016,567.16      | 3012020TX  | 82,709.68 | 03/01/20          | 03/31/20        | 31.0            | 15.5          | 3/16/20 12:00 | 05/06/20           | 03/31/20 | 51.0      |
| 794      | 1             | 5100013241          | 2000005355        | O&M Supplier 88 | 03/01/20     | 1,016,567.16      | 3012020TX  | 5,431.84  | 03/01/20          | 03/31/20        | 31.0            | 15.5          | 3/16/20 12:00 | 05/06/20           | 03/31/20 | 51.0      |
| 795      | 1             | 5100013241          | 2000005355        | O&M Supplier 88 | 03/01/20     | 1,016,567.16      | 3012020TX  | 10,978.01 | 03/01/20          | 03/31/20        | 31.0            | 15.5          | 3/16/20 12:00 | 05/06/20           | 03/31/20 | 51.0      |
| 796      | 1             | 5100013241          | 2000005355        | O&M Supplier 88 | 03/01/20     | 1,016,567.16      | 3012020TX  | 8,889.88  | 03/01/20          | 03/31/20        | 31.0            | 15.5          | 3/16/20 12:00 | 05/06/20           | 03/31/20 | 51.0      |
| 797      | 1             | 5100013241          | 2000005355        | O&M Supplier 88 | 03/01/20     | 1,016,567.16      | 3012020TX  | 12,215.96 | 03/01/20          | 03/31/20        | 31.0            | 15.5          | 3/16/20 12:00 | 05/06/20           | 03/31/20 | 51.0      |
| 798      | 1             | 5100013241          | 2000005355        | O&M Supplier 88 | 03/01/20     | 1,016,567.16      | 3012020TX  | 10,743.80 | 03/01/20          | 03/31/20        | 31.0            | 15.5          | 3/16/20 12:00 | 05/06/20           | 03/31/20 | 51.0      |
| 799      | 1             | 5100013241          | 2000005355        | O&M Supplier 88 | 03/01/20     | 1,016,567.16      | 3012020TX  | 26,235.68 | 03/01/20          | 03/31/20        | 31.0            | 15.5          | 3/16/20 12:00 | 05/06/20           | 03/31/20 | 51.0      |
| 800      | 1             | 5100016603          | 2000006944        | O&M Supplier 88 | 04/01/20     | 914,741.73        | 4012020TX  | 78,104.28 | 04/01/20          | 04/30/20        | 30.0            | 15.0          | 4/16/20 0:00  | 06/05/20           | 05/01/20 | 50.5      |



Southwestern Public Service Company - Texas  
Operations & Maintenance Sample  
12 Months Ended June 30, 2020

| Line No. | Census Sample | Accounting Document | Clearing Document | Description     | Invoice Date | Invoice Amount \$ | InvoiceNo  | Amount \$  | From Service Date | To Service Date | Days of Service | Midpoint Date | Midpoint Date  | Payment Clear Date | Due Date | Lead Days |
|----------|---------------|---------------------|-------------------|-----------------|--------------|-------------------|------------|------------|-------------------|-----------------|-----------------|---------------|----------------|--------------------|----------|-----------|
| 801      | 1             | 5100016603          | 2000006944        | O&M Supplier 88 | 04/01/20     | 914,741.73        | 4012020TX  | 3,520.23   | 04/01/20          | 04/30/20        | 30.0            | 4/16/20 0:00  | 4/16/20 0:00   | 06/05/20           | 05/01/20 | 50.5      |
| 802      | 1             | 5100016603          | 2000006944        | O&M Supplier 88 | 04/01/20     | 914,741.73        | 4012020TX  | 6,320.74   | 04/01/20          | 04/30/20        | 30.0            | 4/16/20 0:00  | 4/16/20 0:00   | 06/05/20           | 05/01/20 | 50.5      |
| 803      | 1             | 5100016603          | 2000006944        | O&M Supplier 88 | 04/01/20     | 914,741.73        | 4012020TX  | 9,729.13   | 04/01/20          | 04/30/20        | 30.0            | 4/16/20 0:00  | 4/16/20 0:00   | 06/05/20           | 05/01/20 | 50.5      |
| 804      | 1             | 5100016603          | 2000006944        | O&M Supplier 88 | 04/01/20     | 914,741.73        | 4012020TX  | 9,397.00   | 04/01/20          | 04/30/20        | 30.0            | 4/16/20 0:00  | 4/16/20 0:00   | 06/05/20           | 05/01/20 | 50.5      |
| 805      | 1             | 5100016603          | 2000006944        | O&M Supplier 88 | 04/01/20     | 914,741.73        | 4012020TX  | 14,034.09  | 04/01/20          | 04/30/20        | 30.0            | 4/16/20 0:00  | 4/16/20 0:00   | 06/05/20           | 05/01/20 | 50.5      |
| 806      | 1             | 5100016603          | 2000006944        | O&M Supplier 88 | 04/01/20     | 914,741.73        | 4012020TX  | 20,352.81  | 04/01/20          | 04/30/20        | 30.0            | 4/16/20 0:00  | 4/16/20 0:00   | 06/05/20           | 05/01/20 | 50.5      |
| 807      | 1             | 5100016975          | 2000006944        | O&M Supplier 88 | 04/01/20     | 288,819.60        | 4012020NM  | 11,296.45  | 04/01/20          | 04/30/20        | 30.0            | 4/16/20 0:00  | 4/16/20 0:00   | 06/05/20           | 05/01/20 | 50.5      |
| 808      | 1             | 5100016975          | 2000006944        | O&M Supplier 88 | 04/01/20     | 288,819.60        | 4012020NM  | 21,996.45  | 04/01/20          | 04/30/20        | 30.0            | 4/16/20 0:00  | 4/16/20 0:00   | 06/05/20           | 05/01/20 | 50.5      |
| 809      | 1             | 5100016975          | 2000006944        | O&M Supplier 88 | 04/01/20     | 288,819.60        | 4012020NM  | 11,648.86  | 04/01/20          | 04/30/20        | 30.0            | 4/16/20 0:00  | 4/16/20 0:00   | 06/05/20           | 05/01/20 | 50.5      |
| 810      | 1             | 5100016975          | 2000006944        | O&M Supplier 88 | 04/01/20     | 288,819.60        | 4012020NM  | 27,263.14  | 04/01/20          | 04/30/20        | 30.0            | 4/16/20 0:00  | 4/16/20 0:00   | 06/05/20           | 05/01/20 | 50.5      |
| 811      | 1             | 5100021463          | 2000008110        | O&M Supplier 88 | 05/01/20     | 812,687.05        | 5012020TX  | 62,333.66  | 05/01/20          | 05/31/20        | 31.0            | 5/16/20 12:00 | 5/16/20 12:00  | 07/08/20           | 05/31/20 | 53.0      |
| 812      | 1             | 5100021463          | 2000008110        | O&M Supplier 88 | 05/01/20     | 812,687.05        | 5012020TX  | 6,247.42   | 05/01/20          | 05/31/20        | 31.0            | 5/16/20 12:00 | 5/16/20 12:00  | 07/08/20           | 05/31/20 | 53.0      |
| 813      | 1             | 5100021463          | 2000008110        | O&M Supplier 88 | 05/01/20     | 812,687.05        | 5012020TX  | 7,872.51   | 05/01/20          | 05/31/20        | 31.0            | 5/16/20 12:00 | 5/16/20 12:00  | 07/08/20           | 05/31/20 | 53.0      |
| 814      | 1             | 5100021463          | 2000008110        | O&M Supplier 88 | 05/01/20     | 812,687.05        | 5012020TX  | 14,644.59  | 05/01/20          | 05/31/20        | 31.0            | 5/16/20 12:00 | 5/16/20 12:00  | 07/08/20           | 05/31/20 | 53.0      |
| 815      | 1             | 5100021463          | 2000008110        | O&M Supplier 88 | 05/01/20     | 812,687.05        | 5012020TX  | 3,047.67   | 05/01/20          | 05/31/20        | 31.0            | 5/16/20 12:00 | 5/16/20 12:00  | 07/08/20           | 05/31/20 | 53.0      |
| 816      | 1             | 5100021463          | 2000008110        | O&M Supplier 88 | 05/01/20     | 812,687.05        | 5012020TX  | 7,111.30   | 05/01/20          | 05/31/20        | 31.0            | 5/16/20 12:00 | 5/16/20 12:00  | 07/08/20           | 05/31/20 | 53.0      |
| 817      | 1             | 5100021463          | 2000008110        | O&M Supplier 88 | 05/01/20     | 812,687.05        | 5012020TX  | 24,519.09  | 05/01/20          | 05/31/20        | 31.0            | 5/16/20 12:00 | 5/16/20 12:00  | 07/08/20           | 05/31/20 | 53.0      |
| 818      | 2             | 5100043668          | 2000014133        | O&M Supplier 89 | 10/30/19     | 38,490.00         | 19-0532    | 40,895.63  | 10/25/19          | 10/31/19        | 7.0             | 3.5           | 10/28/19 12:00 | 12/10/19           | 11/29/19 | 43.0      |
| 819      | 2             | 5100031571          | 2000010397        | O&M Supplier 90 | 08/05/19     | 3,482.60          | R571300    | 3,482.60   | 07/06/19          | 08/04/19        | 30.0            | 15.0          | 7/21/19 0:00   | 09/05/19           | 09/04/19 | 46.5      |
| 820      | 2             | 5100019980          | 2000006553        | O&M Supplier 90 | 04/07/20     | 13,678.45         | D200469    | 13,678.45  | 04/01/20          | 04/07/20        | 7.0             | 3.5           | 4/4/20 12:00   | 05/28/20           | 05/07/20 | 54.0      |
| 821      | 2             | 1900003077          | 2000008330        | O&M Supplier 91 | 07/29/19     | 100.00            | MADDWW2019 | 100.00     | 07/29/19          | 07/29/19        | 1.0             | 0.5           | 7/29/19 12:00  | 08/16/19           | 07/30/19 | 18.0      |
| 822      | 1             | 1900003560          | 2000004701        | O&M Supplier 91 | 02/27/20     | 273,307.15        | 5020       | 142,643.12 | 01/01/19          | 12/31/19        | 365.0           | 182.5         | 7/21/19 12:00  | 05/05/20           | 06/01/20 | 335.0     |
| 823      | 1             | 1900003560          | 2000004701        | O&M Supplier 91 | 02/27/20     | 273,307.15        | 5020       | 56,151.58  | 01/01/19          | 12/31/19        | 365.0           | 182.5         | 7/21/19 12:00  | 05/05/20           | 06/01/20 | 335.0     |
| 824      | 1             | 1900003560          | 2000004701        | O&M Supplier 91 | 02/27/20     | 273,307.15        | 5020       | 35,660.78  | 01/01/19          | 12/31/19        | 365.0           | 182.5         | 7/21/19 12:00  | 05/05/20           | 06/01/20 | 335.0     |
| 825      | 1             | 1900003560          | 2000004701        | O&M Supplier 91 | 02/27/20     | 273,307.15        | 5020       | 30,235.47  | 01/01/19          | 12/31/19        | 365.0           | 182.5         | 7/21/19 12:00  | 05/05/20           | 06/01/20 | 335.0     |
| 826      | 1             | 1900003560          | 2000004701        | O&M Supplier 91 | 02/27/20     | 273,307.15        | 5020       | 8,616.20   | 01/01/19          | 12/31/19        | 365.0           | 182.5         | 7/21/19 12:00  | 05/05/20           | 06/01/20 | 335.0     |
| 827      | 2             | 5100011077          | 2000005151        | O&M Supplier 92 | 03/31/20     | 43,230.00         | 20201277   | 46,796.48  | 03/25/20          | 03/31/20        | 7.0             | 3.5           | 3/28/20 12:00  | 04/30/20           | 04/30/20 | 33.0      |
| 828      | 2             | 1900004547          | 2000012358        | O&M Supplier 93 | 06/28/19     | 17,309.53         | INV1138762 | 14,522.70  | 06/25/19          | 06/27/19        | 3.0             | 1.5           | 6/26/19 12:00  | 10/29/19           | 07/29/19 | 125.0     |
| 829      | 2             | 1900001627          | 2000008506        | O&M Supplier 93 | 06/29/19     | 13,081.02         | INV1140266 | 13,081.02  | 06/25/19          | 06/27/19        | 3.0             | 1.5           | 6/26/19 12:00  | 07/26/19           | 07/29/19 | 33.0      |
| 830      | 2             | 1900003490          | 2000008506        | O&M Supplier 93 | 06/29/19     | 17,399.12         | INV1140266 | 17,399.12  | 06/25/19          | 06/27/19        | 3.0             | 1.5           | 6/26/19 12:00  | 07/26/19           | 07/29/19 | 33.0      |
| 831      | 2             | 1900004253          | 2000008506        | O&M Supplier 93 | 06/29/19     | 14,130.99         | INV1140277 | 14,130.99  | 06/25/19          | 06/27/19        | 3.0             | 1.5           | 6/26/19 12:00  | 07/26/19           | 07/29/19 | 33.0      |
| 832      | 2             | 1900003122          | 2000008657        | O&M Supplier 93 | 07/19/19     | 11,766.43         | INV1140291 | 11,766.43  | 07/09/19          | 07/13/19        | 5.0             | 2.5           | 7/11/19 12:00  | 07/30/19           | 08/18/19 | 38.0      |
| 833      | 2             | 1900003369          | 2000008675        | O&M Supplier 93 | 07/19/19     | 8,684.13          | INV1140297 | 8,684.13   | 07/12/19          | 07/13/19        | 2.0             | 1.0           | 7/13/19 0:00   | 08/07/19           | 08/18/19 | 36.5      |
| 834      | 2             | 1900002038          | 2000010300        | O&M Supplier 93 | 07/27/19     | 11,791.04         | INV1144382 | 11,791.04  | 07/17/19          | 07/26/19        | 10.0            | 5.0           | 7/22/19 0:00   | 08/30/19           | 08/26/19 | 39.5      |
| 835      | 2             | 1900002599          | 2000010300        | O&M Supplier 93 | 07/27/19     | 1,881.89          | INV1144401 | 1,881.89   | 07/03/19          | 07/09/19        | 7.0             | 3.5           | 7/16/19 12:00  | 08/30/19           | 08/26/19 | 55.0      |
| 836      | 2             | 1900004458          | 2000010300        | O&M Supplier 93 | 07/27/19     | 5,998.41          | INV1144395 | 5,998.41   | 05/17/19          | 05/23/19        | 7.0             | 3.5           | 5/20/19 12:00  | 08/30/19           | 08/26/19 | 102.0     |
| 837      | 2             | 1900005011          | 2000013287        | O&M Supplier 93 | 08/09/19     | 6,339.24          | INV1145509 | 6,339.24   | 06/11/19          | 08/01/19        | 52.0            | 26.0          | 7/7/19 0:00    | 12/10/19           | 09/08/19 | 156.5     |
| 838      | 2             | 1900005685          | 2000013287        | O&M Supplier 93 | 08/09/19     | 11,644.27         | INV1145516 | 9,769.54   | 02/26/19          | 08/01/19        | 157.0           | 78.5          | 5/15/19 12:00  | 12/10/19           | 09/08/19 | 209.0     |
| 839      | 2             | 1900000831          | 2000001496        | O&M Supplier 93 | 01/25/20     | 8,022.01          | INV1178804 | 6,730.47   | 01/19/20          | 01/25/20        | 7.0             | 3.5           | 1/22/20 12:00  | 02/05/20           | 02/24/20 | 33.0      |
| 840      | 2             | 1900000841          | 2000001496        | O&M Supplier 93 | 01/25/20     | 10,450.87         | INV1178802 | 8,768.28   | 01/19/20          | 01/25/20        | 7.0             | 3.5           | 1/22/20 12:00  | 02/05/20           | 02/24/20 | 33.0      |

Southwestern Public Service Company - Texas  
Operations & Maintenance Sample  
12 Months Ended June 30, 2020

| Line No. | Census Sample | Accounting Document | Clearing Document | Description     | Invoice Date | Invoice Amount \$ | InvoiceNo     | Amount \$ | From Service Date | To Service Date | Days of Service | Midpoint Days | Midpoint Date | Payment Clear Date | Due Date | Lead Days |
|----------|---------------|---------------------|-------------------|-----------------|--------------|-------------------|---------------|-----------|-------------------|-----------------|-----------------|---------------|---------------|--------------------|----------|-----------|
| 841      | 2             | 1900002350          | 2000001496        | O&M Supplier 93 | 01/25/20     | 6,488.37          | INV1178796    | 5,443.74  | 01/19/20          | 01/25/20        | 7.0             | 3.5           | 1/22/20 12:00 | 02/05/20           | 02/24/20 | 33.0      |
| 842      | 2             | 1900001626          | 2000002598        | O&M Supplier 93 | 02/13/20     | 10,782.68         | INV1180983    | 9,046.67  | 02/02/20          | 02/08/20        | 7.0             | 3.5           | 2/5/20 12:00  | 02/25/20           | 03/14/20 | 38.0      |
| 843      | 2             | 1900001627          | 2000002598        | O&M Supplier 93 | 02/13/20     | 9,558.84          | INV1180961    | 8,019.87  | 02/02/20          | 02/08/20        | 7.0             | 3.5           | 2/5/20 12:00  | 02/25/20           | 03/14/20 | 38.0      |
| 844      | 2             | 1900001802          | 2000002598        | O&M Supplier 93 | 02/13/20     | 9,955.24          | INV1180965    | 8,352.45  | 02/02/20          | 02/08/20        | 7.0             | 3.5           | 2/5/20 12:00  | 02/25/20           | 03/14/20 | 38.0      |
| 845      | 2             | 1900001267          | 2000002937        | O&M Supplier 93 | 02/21/20     | 20,666.08         | INV1182586    | 20,666.08 | 02/09/20          | 02/15/20        | 7.0             | 3.5           | 2/12/20 12:00 | 03/03/20           | 03/22/20 | 39.0      |
| 846      | 2             | 1900002083          | 2000002900        | O&M Supplier 93 | 02/21/20     | 8,367.45          | INV1182731    | 7,020.29  | 02/09/20          | 02/15/20        | 7.0             | 3.5           | 2/12/20 12:00 | 03/02/20           | 03/22/20 | 39.0      |
| 847      | 2             | 1900002326          | 2000002900        | O&M Supplier 93 | 02/21/20     | 9,240.42          | INV1182723    | 7,752.71  | 02/09/20          | 02/15/20        | 7.0             | 3.5           | 2/12/20 12:00 | 03/02/20           | 03/22/20 | 39.0      |
| 848      | 2             | 1900003102          | 2000002900        | O&M Supplier 93 | 02/21/20     | 11,418.57         | INV1182716    | 9,580.18  | 02/09/20          | 02/15/20        | 7.0             | 3.5           | 2/12/20 12:00 | 03/02/20           | 03/22/20 | 39.0      |
| 849      | 2             | 1900002082          | 2000002900        | O&M Supplier 93 | 02/22/20     | 5,310.58          | INV1182733    | 4,455.58  | 02/09/20          | 02/15/20        | 7.0             | 3.5           | 2/12/20 12:00 | 03/02/20           | 03/22/20 | 39.0      |
| 850      | 2             | 1900003190          | 2000003020        | O&M Supplier 93 | 02/22/20     | 10,764.01         | INV1184481    | 9,031.00  | 02/16/20          | 02/22/20        | 7.0             | 3.5           | 2/19/20 12:00 | 03/05/20           | 03/23/20 | 33.0      |
| 851      | 2             | 1900000527          | 2000003430        | O&M Supplier 93 | 03/06/20     | 12,397.20         | INV1185621    | 10,401.25 | 02/23/20          | 02/29/20        | 7.0             | 3.5           | 2/26/20 12:00 | 03/17/20           | 04/05/20 | 39.0      |
| 852      | 2             | 1900001424          | 2000003365        | O&M Supplier 93 | 03/06/20     | 10,763.58         | INV1185584    | 10,763.58 | 02/23/20          | 02/29/20        | 7.0             | 3.5           | 2/26/20 12:00 | 03/13/20           | 04/05/20 | 39.0      |
| 853      | 2             | 1900001921          | 2000003430        | O&M Supplier 93 | 03/06/20     | 14,325.24         | INV1185617    | 12,018.88 | 02/23/20          | 02/29/20        | 7.0             | 3.5           | 2/26/20 12:00 | 03/17/20           | 04/05/20 | 39.0      |
| 854      | 2             | 1900002329          | 2000003430        | O&M Supplier 93 | 03/06/20     | 5,406.81          | INV1185631    | 4,536.31  | 02/23/20          | 02/29/20        | 7.0             | 3.5           | 2/26/20 12:00 | 03/17/20           | 04/05/20 | 39.0      |
| 855      | 2             | 1900003221          | 2000003430        | O&M Supplier 93 | 03/06/20     | 11,934.06         | INV1185614    | 10,012.68 | 02/23/20          | 02/29/20        | 7.0             | 3.5           | 2/26/20 12:00 | 03/17/20           | 04/05/20 | 39.0      |
| 856      | 2             | 1900003240          | 2000003430        | O&M Supplier 93 | 03/06/20     | 6,031.24          | INV1185618    | 5,060.21  | 02/23/20          | 02/29/20        | 7.0             | 3.5           | 2/26/20 12:00 | 03/17/20           | 04/05/20 | 39.0      |
| 857      | 1             | 1900003242          | 2000003430        | O&M Supplier 93 | 03/06/20     | 8,175.51          | INV1185618    | 6,859.25  | 02/23/20          | 02/29/20        | 7.0             | 3.5           | 2/26/20 12:00 | 03/17/20           | 04/05/20 | 39.0      |
| 858      | 2             | 1900003161          | 2000003691        | O&M Supplier 93 | 03/13/20     | 12,120.16         | INV1186387    | 10,168.81 | 03/01/20          | 03/13/20        | 13.0            | 6.5           | 3/7/20 12:00  | 03/24/20           | 04/12/20 | 36.0      |
| 859      | 2             | 1900000173          | 2000004011        | O&M Supplier 93 | 03/27/20     | 11,591.22         | INV1188351    | 9,725.03  | 03/20/20          | 03/26/20        | 7.0             | 3.5           | 3/23/20 12:00 | 04/01/20           | 04/26/20 | 34.0      |
| 860      | 2             | 1900000959          | 2000004405        | O&M Supplier 93 | 03/28/20     | 5,797.39          | INV1191359    | 4,864.01  | 03/27/20          | 04/01/20        | 6.0             | 3.0           | 3/30/20 00:00 | 04/14/20           | 04/27/20 | 28.5      |
| 861      | 2             | 1900001086          | 2000004405        | O&M Supplier 93 | 03/28/20     | 14,287.12         | INV1191353    | 11,986.89 | 03/27/20          | 04/01/20        | 6.0             | 3.0           | 3/30/20 00:00 | 04/14/20           | 04/27/20 | 28.5      |
| 862      | 2             | 1900001914          | 2000004642        | O&M Supplier 93 | 04/10/20     | 16,633.02         | INV1192069    | 13,955.10 | 04/02/20          | 04/09/20        | 8.0             | 4.0           | 4/6/20 00:00  | 04/21/20           | 05/10/20 | 34.5      |
| 863      | 2             | 1900000809          | 2000004936        | O&M Supplier 93 | 04/17/20     | 8,203.76          | INV1192764    | 6,882.95  | 04/11/20          | 04/16/20        | 6.0             | 3.0           | 4/14/20 00:00 | 04/27/20           | 05/17/20 | 33.5      |
| 864      | 2             | 1900003463          | 2000004936        | O&M Supplier 93 | 04/17/20     | 17,119.76         | INV1192761    | 14,363.48 | 04/11/20          | 04/16/20        | 6.0             | 3.0           | 4/14/20 00:00 | 04/27/20           | 05/17/20 | 33.5      |
| 865      | 2             | 1900003601          | 2000005228        | O&M Supplier 93 | 04/25/20     | 12,754.96         | INV1194944    | 10,701.41 | 04/24/20          | 04/29/20        | 6.0             | 3.0           | 4/27/20 00:00 | 05/04/20           | 05/25/20 | 28.5      |
| 866      | 2             | 1900000549          | 2000007213        | O&M Supplier 93 | 05/08/20     | 11,828.20         | INV1195969    | 9,923.86  | 05/01/20          | 05/08/20        | 8.0             | 4.0           | 5/5/20 00:00  | 06/12/20           | 06/07/20 | 38.5      |
| 867      | 2             | 1900004210          | 2000006483        | O&M Supplier 93 | 05/15/20     | 11,436.22         | INV1196913    | 9,594.99  | 05/09/20          | 05/15/20        | 7.0             | 3.5           | 5/12/20 12:00 | 05/27/20           | 06/14/20 | 33.0      |
| 868      | 2             | 1900002168          | 2000007213        | O&M Supplier 93 | 05/23/20     | 21,312.17         | INV1199087    | 21,312.17 | 05/22/20          | 05/28/20        | 7.0             | 3.5           | 5/25/20 12:00 | 06/12/20           | 06/22/20 | 28.0      |
| 869      | 2             | 1900003354          | 2000007213        | O&M Supplier 93 | 05/23/20     | 16,608.56         | INV1199088    | 16,608.56 | 05/22/20          | 05/28/20        | 7.0             | 3.5           | 5/25/20 12:00 | 06/12/20           | 06/22/20 | 28.0      |
| 870      | 1             | 1900002657          | 2000005662        | O&M Supplier 94 | 05/05/20     | 90.04             | 270_HALE_2001 | 2.15      | 01/01/20          | 03/31/20        | 91.0            | 45.5          | 2/15/20 12:00 | 05/28/20           | 05/15/20 | 103.0     |
| 871      | 1             | 1900002657          | 2000005662        | O&M Supplier 94 | 05/05/20     | 90.04             | 270_HALE_2001 | 87.89     | 01/01/20          | 03/31/20        | 91.0            | 45.5          | 2/15/20 12:00 | 05/28/20           | 05/15/20 | 103.0     |
| 872      | 1             | 5100038841          | 2000012256        | O&M Supplier 95 | 09/26/19     | 5,031,392.08      | IN202974A     | 515.51    | 10/01/19          | 09/30/20        | 366.0           | 183.0         | 4/1/20 00:00  | 10/25/19           | 10/26/19 | -157.5    |
| 873      | 1             | 5100038841          | 2000012256        | O&M Supplier 95 | 09/26/19     | 5,031,392.08      | IN202974A     | 820.73    | 10/01/19          | 09/30/20        | 366.0           | 183.0         | 4/1/20 00:00  | 10/25/19           | 10/26/19 | -157.5    |
| 874      | 1             | 5100038841          | 2000012256        | O&M Supplier 95 | 09/26/19     | 5,031,392.08      | IN202974A     | 197.14    | 10/01/19          | 09/30/20        | 366.0           | 183.0         | 4/1/20 00:00  | 10/25/19           | 10/26/19 | -157.5    |
| 875      | 1             | 5100038841          | 2000012256        | O&M Supplier 95 | 09/26/19     | 5,031,392.08      | IN202974A     | 1,838.60  | 10/01/19          | 09/30/20        | 366.0           | 183.0         | 4/1/20 00:00  | 10/25/19           | 10/26/19 | -157.5    |
| 876      | 1             | 5100038841          | 2000012256        | O&M Supplier 95 | 09/26/19     | 5,031,392.08      | IN202974A     | 8,649.09  | 10/01/19          | 09/30/20        | 366.0           | 183.0         | 4/1/20 00:00  | 10/25/19           | 10/26/19 | -157.5    |
| 877      | 1             | 5100038841          | 2000012256        | O&M Supplier 95 | 09/26/19     | 5,031,392.08      | IN202974A     | 1,180.09  | 10/01/19          | 09/30/20        | 366.0           | 183.0         | 4/1/20 00:00  | 10/25/19           | 10/26/19 | -157.5    |
| 878      | 1             | 5100038841          | 2000012256        | O&M Supplier 95 | 09/26/19     | 5,031,392.08      | IN202974A     | 2,528.76  | 10/01/19          | 09/30/20        | 366.0           | 183.0         | 4/1/20 00:00  | 10/25/19           | 10/26/19 | -157.5    |
| 879      | 1             | 5100038841          | 2000012256        | O&M Supplier 95 | 09/26/19     | 5,031,392.08      | IN202974A     | 4,214.61  | 10/01/19          | 09/30/20        | 366.0           | 183.0         | 4/1/20 00:00  | 10/25/19           | 10/26/19 | -157.5    |
| 880      | 1             | 5100038841          | 2000012256        | O&M Supplier 95 | 09/26/19     | 5,031,392.08      | IN202974A     | 7,312.84  | 10/01/19          | 09/30/20        | 366.0           | 183.0         | 4/1/20 00:00  | 10/25/19           | 10/26/19 | -157.5    |

**Southwestern Public Service Company - Texas  
Operations & Maintenance Sample  
12 Months Ended June 30, 2020**

| Line No. | Census Sample | Accounting Document | Clearing Document | Description     | Invoice Date | Invoice Amount \$ | InvoiceNo | Amount \$ | From Service Date | To Service Date | Days of Service | Midpoint Date  | Payment Clear Date | Due Date | Lead Days |
|----------|---------------|---------------------|-------------------|-----------------|--------------|-------------------|-----------|-----------|-------------------|-----------------|-----------------|----------------|--------------------|----------|-----------|
| 881      | 1             | 5100038841          | 2000012256        | O&M Supplier 95 | 09/26/19     | 5,031,392.08      | IN202974A | 7,588.81  | 10/01/19          | 09/30/20        | 366.0           | 4/1/20 0:00    | 10/25/19           | 10/26/19 | -157.5    |
| 882      | 1             | 5100038841          | 2000012256        | O&M Supplier 95 | 09/26/19     | 5,031,392.08      | IN202974A | 3,184.37  | 10/01/19          | 09/30/20        | 366.0           | 4/1/20 0:00    | 10/25/19           | 10/26/19 | -157.5    |
| 883      | 1             | 5100038841          | 2000012256        | O&M Supplier 95 | 09/26/19     | 5,031,392.08      | IN202974A | 1,605.46  | 10/01/19          | 09/30/20        | 366.0           | 4/1/20 0:00    | 10/25/19           | 10/26/19 | -157.5    |
| 884      | 1             | 5100038841          | 2000012256        | O&M Supplier 95 | 09/26/19     | 5,031,392.08      | IN202974A | 477.66    | 10/01/19          | 09/30/20        | 366.0           | 4/1/20 0:00    | 10/25/19           | 10/26/19 | -157.5    |
| 885      | 1             | 5100038841          | 2000012256        | O&M Supplier 95 | 09/26/19     | 5,031,392.08      | IN202974A | 688.33    | 10/01/19          | 09/30/20        | 366.0           | 4/1/20 0:00    | 10/25/19           | 10/26/19 | -157.5    |
| 886      | 1             | 5100038841          | 2000012256        | O&M Supplier 95 | 09/26/19     | 5,031,392.08      | IN202974A | 477.66    | 10/01/19          | 09/30/20        | 366.0           | 4/1/20 0:00    | 10/25/19           | 10/26/19 | -157.5    |
| 887      | 1             | 5100038841          | 2000012256        | O&M Supplier 95 | 09/26/19     | 5,031,392.08      | IN202974A | 688.94    | 10/01/19          | 09/30/20        | 366.0           | 4/1/20 0:00    | 10/25/19           | 10/26/19 | -157.5    |
| 888      | 1             | 5100038841          | 2000012256        | O&M Supplier 95 | 09/26/19     | 5,031,392.08      | IN202974A | 575.29    | 10/01/19          | 09/30/20        | 366.0           | 4/1/20 0:00    | 10/25/19           | 10/26/19 | -157.5    |
| 889      | 1             | 5100038841          | 2000012256        | O&M Supplier 95 | 09/26/19     | 5,031,392.08      | IN202974A | 27,019.14 | 10/01/19          | 09/30/20        | 366.0           | 4/1/20 0:00    | 10/25/19           | 10/26/19 | -157.5    |
| 890      | 1             | 5100038841          | 2000012256        | O&M Supplier 95 | 09/26/19     | 5,031,392.08      | IN202974A | 40,586.02 | 10/01/19          | 09/30/20        | 366.0           | 4/1/20 0:00    | 10/25/19           | 10/26/19 | -157.5    |
| 891      | 1             | 5100038841          | 2000012256        | O&M Supplier 95 | 09/26/19     | 5,031,392.08      | IN202974A | 36,387.87 | 10/01/19          | 09/30/20        | 366.0           | 4/1/20 0:00    | 10/25/19           | 10/26/19 | -157.5    |
| 892      | 1             | 5100038841          | 2000012256        | O&M Supplier 95 | 09/26/19     | 5,031,392.08      | IN202974A | 11,660.13 | 10/01/19          | 09/30/20        | 366.0           | 4/1/20 0:00    | 10/25/19           | 10/26/19 | -157.5    |
| 893      | 1             | 5100038841          | 2000012256        | O&M Supplier 95 | 09/26/19     | 5,031,392.08      | IN202974A | 89,420.30 | 10/01/19          | 09/30/20        | 366.0           | 4/1/20 0:00    | 10/25/19           | 10/26/19 | -157.5    |
| 894      | 1             | 5100040305          | 2000012256        | O&M Supplier 95 | 09/26/19     | 5,031,392.08      | IN202971A | 515.51    | 10/01/19          | 09/30/20        | 366.0           | 4/1/20 0:00    | 10/25/19           | 10/26/19 | -157.5    |
| 895      | 1             | 5100040305          | 2000012256        | O&M Supplier 95 | 09/26/19     | 5,031,392.08      | IN202971A | 820.73    | 10/01/19          | 09/30/20        | 366.0           | 4/1/20 0:00    | 10/25/19           | 10/26/19 | -157.5    |
| 896      | 1             | 5100040305          | 2000012256        | O&M Supplier 95 | 09/26/19     | 5,031,392.08      | IN202971A | 197.14    | 10/01/19          | 09/30/20        | 366.0           | 4/1/20 0:00    | 10/25/19           | 10/26/19 | -157.5    |
| 897      | 1             | 5100040305          | 2000012256        | O&M Supplier 95 | 09/26/19     | 5,031,392.08      | IN202971A | 1,838.60  | 10/01/19          | 09/30/20        | 366.0           | 4/1/20 0:00    | 10/25/19           | 10/26/19 | -157.5    |
| 898      | 1             | 5100040305          | 2000012256        | O&M Supplier 95 | 09/26/19     | 5,031,392.08      | IN202971A | 8,649.09  | 10/01/19          | 09/30/20        | 366.0           | 4/1/20 0:00    | 10/25/19           | 10/26/19 | -157.5    |
| 899      | 1             | 5100040305          | 2000012256        | O&M Supplier 95 | 09/26/19     | 5,031,392.08      | IN202971A | 1,180.09  | 10/01/19          | 09/30/20        | 366.0           | 4/1/20 0:00    | 10/25/19           | 10/26/19 | -157.5    |
| 900      | 1             | 5100040305          | 2000012256        | O&M Supplier 95 | 09/26/19     | 5,031,392.08      | IN202971A | 2,528.76  | 10/01/19          | 09/30/20        | 366.0           | 4/1/20 0:00    | 10/25/19           | 10/26/19 | -157.5    |
| 901      | 1             | 5100040305          | 2000012256        | O&M Supplier 95 | 09/26/19     | 5,031,392.08      | IN202971A | 4,214.61  | 10/01/19          | 09/30/20        | 366.0           | 4/1/20 0:00    | 10/25/19           | 10/26/19 | -157.5    |
| 902      | 1             | 5100040305          | 2000012256        | O&M Supplier 95 | 09/26/19     | 5,031,392.08      | IN202971A | 7,312.84  | 10/01/19          | 09/30/20        | 366.0           | 4/1/20 0:00    | 10/25/19           | 10/26/19 | -157.5    |
| 903      | 1             | 5100040305          | 2000012256        | O&M Supplier 95 | 09/26/19     | 5,031,392.08      | IN202971A | 7,588.81  | 10/01/19          | 09/30/20        | 366.0           | 4/1/20 0:00    | 10/25/19           | 10/26/19 | -157.5    |
| 904      | 1             | 5100040305          | 2000012256        | O&M Supplier 95 | 09/26/19     | 5,031,392.08      | IN202971A | 3,184.37  | 10/01/19          | 09/30/20        | 366.0           | 4/1/20 0:00    | 10/25/19           | 10/26/19 | -157.5    |
| 905      | 1             | 5100040305          | 2000012256        | O&M Supplier 95 | 09/26/19     | 5,031,392.08      | IN202971A | 1,605.46  | 10/01/19          | 09/30/20        | 366.0           | 4/1/20 0:00    | 10/25/19           | 10/26/19 | -157.5    |
| 906      | 1             | 5100040305          | 2000012256        | O&M Supplier 95 | 09/26/19     | 5,031,392.08      | IN202971A | 477.66    | 10/01/19          | 09/30/20        | 366.0           | 4/1/20 0:00    | 10/25/19           | 10/26/19 | -157.5    |
| 907      | 1             | 5100040305          | 2000012256        | O&M Supplier 95 | 09/26/19     | 5,031,392.08      | IN202971A | 688.33    | 10/01/19          | 09/30/20        | 366.0           | 4/1/20 0:00    | 10/25/19           | 10/26/19 | -157.5    |
| 908      | 1             | 5100040305          | 2000012256        | O&M Supplier 95 | 09/26/19     | 5,031,392.08      | IN202971A | 477.66    | 10/01/19          | 09/30/20        | 366.0           | 4/1/20 0:00    | 10/25/19           | 10/26/19 | -157.5    |
| 909      | 1             | 5100040305          | 2000012256        | O&M Supplier 95 | 09/26/19     | 5,031,392.08      | IN202971A | 688.94    | 10/01/19          | 09/30/20        | 366.0           | 4/1/20 0:00    | 10/25/19           | 10/26/19 | -157.5    |
| 910      | 1             | 5100040305          | 2000012256        | O&M Supplier 95 | 09/26/19     | 5,031,392.08      | IN202971A | 575.29    | 10/01/19          | 09/30/20        | 366.0           | 4/1/20 0:00    | 10/25/19           | 10/26/19 | -157.5    |
| 911      | 1             | 5100040305          | 2000012256        | O&M Supplier 95 | 09/26/19     | 5,031,392.08      | IN202971A | 27,019.14 | 10/01/19          | 09/30/20        | 366.0           | 4/1/20 0:00    | 10/25/19           | 10/26/19 | -157.5    |
| 912      | 1             | 5100040305          | 2000012256        | O&M Supplier 95 | 09/26/19     | 5,031,392.08      | IN202971A | 40,586.02 | 10/01/19          | 09/30/20        | 366.0           | 4/1/20 0:00    | 10/25/19           | 10/26/19 | -157.5    |
| 913      | 1             | 5100040305          | 2000012256        | O&M Supplier 95 | 09/26/19     | 5,031,392.08      | IN202971A | 36,387.87 | 10/01/19          | 09/30/20        | 366.0           | 4/1/20 0:00    | 10/25/19           | 10/26/19 | -157.5    |
| 914      | 1             | 5100040305          | 2000012256        | O&M Supplier 95 | 09/26/19     | 5,031,392.08      | IN202971A | 11,660.13 | 10/01/19          | 09/30/20        | 366.0           | 4/1/20 0:00    | 10/25/19           | 10/26/19 | -157.5    |
| 915      | 1             | 5100040305          | 2000012256        | O&M Supplier 95 | 09/26/19     | 5,031,392.08      | IN202971A | 89,420.30 | 10/01/19          | 09/30/20        | 366.0           | 4/1/20 0:00    | 10/25/19           | 10/26/19 | -157.5    |
| 916      | 1             | 5100046186          | 2000014574        | O&M Supplier 95 | 11/18/19     | 540,418.89        | IN203550  | 62,056.98 | 11/18/19          | 11/18/19        | 1.0             | 11/18/19 12:00 | 12/18/19           | 12/18/19 | 30.0      |
| 917      | 1             | 5100007656          | 2000004891        | O&M Supplier 95 | 03/25/20     | 17,018,195.61     | IN204731  | 4,061.78  | 03/18/20          | 03/14/21        | 362.0           | 9/15/20 0:00   | 04/24/20           | 04/24/20 | -143.5    |
| 918      | 1             | 5100007656          | 2000004891        | O&M Supplier 95 | 03/25/20     | 17,018,195.61     | IN204731  | 25,048.92 | 03/18/20          | 03/14/21        | 362.0           | 9/15/20 0:00   | 04/24/20           | 04/24/20 | -143.5    |
| 919      | 1             | 5100007656          | 2000004891        | O&M Supplier 95 | 03/25/20     | 17,018,195.61     | IN204731  | 7,184.34  | 03/18/20          | 03/14/21        | 362.0           | 9/15/20 0:00   | 04/24/20           | 04/24/20 | -143.5    |
| 920      | 1             | 5100007656          | 2000004891        | O&M Supplier 95 | 03/25/20     | 17,018,195.61     | IN204731  | 17,014.70 | 03/18/20          | 03/14/21        | 362.0           | 9/15/20 0:00   | 04/24/20           | 04/24/20 | -143.5    |

Southwestern Public Service Company - Texas  
Operations & Maintenance Sample  
12 Months Ended June 30, 2020

| Line No. | Census Sample | Accounting Document | Clearing Document | Description      | Invoice Date | Invoice Amount \$ | Invoice No       | Amount \$  | From Service Date | To Service Date | Days of Service | Midpoint Days | Midpoint Date  | Payment Clear Date | Due Date | Lead Days |
|----------|---------------|---------------------|-------------------|------------------|--------------|-------------------|------------------|------------|-------------------|-----------------|-----------------|---------------|----------------|--------------------|----------|-----------|
| 921      | 1             | 5100007656          | 2000004891        | O&M Supplier 95  | 03/25/20     | 17,018.195        | IN204731         | 8,123.57   | 03/18/20          | 03/14/21        | 362.0           | 181.0         | 9/15/20 0:00   | 04/24/20           | 04/24/20 | -143.5    |
| 922      | 1             | 1900005012          | 2000014069        | O&M Supplier 96  | 11/01/19     | 50,540.03         | INVA201919190569 | 50,540.03  | 01/01/19          | 12/31/19        | 365.0           | 182.5         | 7/21/19 12:00  | 12/17/19           | 10/01/19 | 168.0     |
| 923      | 1             | 5100031523          | 2000009578        | O&M Supplier 97  | 07/19/19     | 125,821.62        | 13258            | 62,910.81  | 03/24/19          | 04/03/19        | 11.0            | 5.5           | 3/29/19 12:00  | 08/23/19           | 08/18/19 | 147.0     |
| 924      | 2             | 5100043658          | 2000013975        | O&M Supplier 98  | 10/31/19     | 18,821.93         | 1931000678       | 18,821.93  | 07/16/19          | 07/19/19        | 4.0             | 2.0           | 7/18/19 0:00   | 11/29/19           | 11/30/19 | 135.5     |
| 925      | 2             | 5100011144          | 2000005153        | O&M Supplier 99  | 03/30/20     | 2,993.85          | 01027557         | 2,993.85   | 03/30/20          | 03/30/20        | 1.0             | 0.5           | 3/30/20 12:00  | 04/30/20           | 04/29/20 | 31.0      |
| 926      | 2             | 5100044862          | 2000013679        | O&M Supplier 100 | 10/24/19     | 30,237.44         | 5186119          | 15,118.72  | 10/24/19          | 10/24/19        | 1.0             | 0.5           | 10/24/19 12:00 | 12/02/19           | 11/23/19 | 39.0      |
| 927      | 1             | 5100047927          | 2000013867        | O&M Supplier 101 | 10/30/19     | 313,864.20        | 5186746          | 40,562.25  | 09/24/19          | 10/12/19        | 19.0            | 9.5           | 10/31/19 12:00 | 12/16/19           | 11/29/19 | 74.0      |
| 928      | 1             | 5100047927          | 2000013867        | O&M Supplier 100 | 10/30/19     | 313,864.20        | 5186746          | 37,993.80  | 09/24/19          | 10/12/19        | 19.0            | 9.5           | 10/31/19 12:00 | 12/16/19           | 11/29/19 | 74.0      |
| 929      | 2             | 5100017948          | 2000007052        | O&M Supplier 100 | 05/29/20     | 25,641.00         | 5203635          | 2,849.00   | 05/29/20          | 05/29/20        | 1.0             | 0.5           | 5/29/20 12:00  | 06/17/20           | 06/08/20 | 19.0      |
| 930      | 2             | 5100017948          | 2000007052        | O&M Supplier 100 | 05/29/20     | 25,641.00         | 5203635          | 2,849.00   | 05/29/20          | 05/29/20        | 1.0             | 0.5           | 5/29/20 12:00  | 06/17/20           | 06/08/20 | 19.0      |
| 931      | 2             | 5100031143          | 2000009503        | O&M Supplier 101 | 05/02/19     | 16,032.64         | INV-00842418     | 7,046.05   | 04/01/19          | 04/26/19        | 26.0            | 13.0          | 4/14/19 0:00   | 08/14/19           | 06/01/19 | 122.5     |
| 932      | 2             | 5100031143          | 2000009503        | O&M Supplier 101 | 05/02/19     | 16,032.64         | INV-00842418     | 1,471.29   | 04/01/19          | 04/26/19        | 26.0            | 13.0          | 4/14/19 0:00   | 08/14/19           | 06/01/19 | 122.5     |
| 933      | 2             | 5100031997          | 2000010279        | O&M Supplier 101 | 07/31/19     | 7,719.74          | INV-00885787     | 8,202.22   | 07/01/19          | 07/26/19        | 26.0            | 13.0          | 7/14/19 0:00   | 08/30/19           | 08/30/19 | 47.5      |
| 934      | 2             | 5100003340          | 2000001368        | O&M Supplier 101 | 12/31/19     | 4,589.08          | INV-00964138     | 4,875.90   | 12/02/19          | 12/21/19        | 26.0            | 13.0          | 12/15/19 0:00  | 01/31/20           | 01/30/20 | 47.5      |
| 935      | 2             | 5100003728          | 2000003089        | O&M Supplier 101 | 02/05/20     | 26,098.68         | INV-00981787     | 14,125.91  | 12/30/19          | 03/27/20        | 33.0            | 16.5          | 1/15/20 12:00  | 03/06/20           | 03/06/20 | 51.0      |
| 936      | 2             | 5100012690          | 2000005257        | O&M Supplier 101 | 04/01/20     | 20,653.30         | INV-01009937     | 11,178.60  | 03/02/20          | 03/27/20        | 26.0            | 13.0          | 3/15/20 0:00   | 05/01/20           | 05/01/20 | 47.5      |
| 937      | 2             | 5100022947          | 2000009108        | O&M Supplier 101 | 06/30/20     | 4,648.80          | INV-01050363     | 4,648.80   | 06/01/20          | 06/26/20        | 26.0            | 13.0          | 6/14/20 0:00   | 07/30/20           | 07/10/20 | 46.5      |
| 938      | 2             | 5100035074          | 2000010359        | O&M Supplier 102 | 08/29/19     | 17,512.30         | 23200            | 9,478.53   | 08/04/19          | 08/17/19        | 14.0            | 7.0           | 8/11/19 0:00   | 09/03/19           | 09/28/19 | 48.5      |
| 939      | 2             | 5100037207          | 2000010597        | O&M Supplier 102 | 09/05/19     | 14,558.40         | 23233            | 7,879.73   | 08/18/19          | 08/31/19        | 14.0            | 7.0           | 8/25/19 0:00   | 09/12/19           | 10/05/19 | 41.5      |
| 940      | 2             | 1900001821          | 2000010720        | O&M Supplier 103 | 09/17/19     | 16,070.13         | 28132            | 16,070.13  | 08/18/19          | 08/24/19        | 7.0             | 3.5           | 8/21/19 12:00  | 10/15/19           | 10/17/19 | 57.0      |
| 941      | 2             | 5100022122          | 2000008129        | O&M Supplier 104 | 06/10/20     | 9,242.50          | 6791             | 325.00     | 06/09/20          | 06/10/20        | 2.0             | 1.0           | 6/10/20 0:00   | 07/15/20           | 07/10/20 | 35.5      |
| 942      | 2             | 5100022122          | 2000008129        | O&M Supplier 104 | 06/10/20     | 9,242.50          | 6791             | 8,917.50   | 06/09/20          | 06/10/20        | 2.0             | 1.0           | 6/10/20 0:00   | 07/15/20           | 07/10/20 | 35.5      |
| 943      | 1             | 5100027621          | 2000008859        | O&M Supplier 105 | 07/04/19     | 350,219.50        | 192011           | 175,109.75 | 07/04/19          | 07/04/19        | 1.0             | 0.5           | 7/4/19 12:00   | 08/07/19           | 07/14/19 | 34.0      |
| 944      | 1             | 5100030919          | 2000010092        | O&M Supplier 105 | 07/22/19     | 155,783.57        | 192160           | 155,783.57 | 07/22/19          | 07/22/19        | 1.0             | 0.5           | 7/22/19 12:00  | 08/28/19           | 08/01/19 | 37.0      |
| 945      | 1             | 5100035647          | 2000010257        | O&M Supplier 105 | 08/21/19     | 142,891.91        | 192713           | 142,891.91 | 08/21/19          | 08/21/19        | 1.0             | 0.5           | 8/21/19 12:00  | 08/30/19           | 08/31/19 | 10.0      |
| 946      | 1             | 5100036756          | 2000010670        | O&M Supplier 105 | 08/28/19     | 213,758.98        | 192396           | 213,758.98 | 08/28/19          | 08/28/19        | 1.0             | 0.5           | 8/28/19 12:00  | 09/13/19           | 09/07/19 | 16.0      |
| 947      | 1             | 5100036134          | 2000011882        | O&M Supplier 105 | 09/04/19     | 334,707.80        | 192918           | 167,353.90 | 09/04/19          | 09/04/19        | 1.0             | 0.5           | 9/4/19 12:00   | 10/18/19           | 09/14/19 | 44.0      |
| 948      | 1             | 5100038643          | 2000011882        | O&M Supplier 105 | 09/17/19     | 280,430.04        | 193059           | 140,215.02 | 09/17/19          | 09/17/19        | 1.0             | 0.5           | 9/17/19 12:00  | 10/18/19           | 09/27/19 | 31.0      |
| 949      | 1             | 5100038987          | 2000012944        | O&M Supplier 105 | 10/02/19     | 154,399.70        | 193243           | 154,399.70 | 10/02/19          | 10/02/19        | 1.0             | 0.5           | 10/2/19 12:00  | 11/01/19           | 10/12/19 | 30.0      |
| 950      | 1             | 5100041564          | 2000013626        | O&M Supplier 105 | 10/17/19     | 311,573.60        | 193453           | 155,786.80 | 10/17/19          | 10/17/19        | 1.0             | 0.5           | 10/17/19 12:00 | 11/21/19           | 10/27/19 | 35.0      |
| 951      | 1             | 5100044967          | 2000014173        | O&M Supplier 105 | 11/04/19     | 357,353.00        | 193626           | 178,676.50 | 11/04/19          | 11/04/19        | 1.0             | 0.5           | 11/4/19 12:00  | 12/05/19           | 11/14/19 | 31.0      |
| 952      | 1             | 5100046057          | 2000014720        | O&M Supplier 105 | 11/19/19     | 341,806.58        | 193847           | 170,903.29 | 11/19/19          | 11/19/19        | 1.0             | 0.5           | 11/19/19 12:00 | 12/20/19           | 11/29/19 | 31.0      |
| 953      | 1             | 5100047452          | 2000000660        | O&M Supplier 105 | 12/03/19     | 223,047.62        | 194026           | 111,523.81 | 12/03/19          | 12/03/19        | 1.0             | 0.5           | 12/3/19 12:00  | 01/03/20           | 12/13/19 | 31.0      |
| 954      | 1             | 5100044763          | 2000006666        | O&M Supplier 105 | 12/17/19     | 282,840.22        | 194183           | 141,420.11 | 12/17/19          | 12/17/19        | 1.0             | 0.5           | 12/17/19 12:00 | 01/17/20           | 12/27/19 | 31.0      |
| 955      | 2             | 5100016156          | 2000006062        | O&M Supplier 105 | 04/01/20     | 5,867.23          | SC36898-0563     | 5,867.23   | 03/31/20          | 03/31/20        | 1.0             | 0.5           | 3/31/20 12:00  | 05/15/20           | 05/01/20 | 45.0      |
| 956      | 1             | 1900004128          | 2000008545        | O&M Supplier 106 | 10/19/19     | 74,000.00         | DOCKETNO.49857   | 74,000.00  | 10/16/19          | 10/16/19        | 1.0             | 0.5           | 10/16/19 12:00 | 12/04/19           | 11/15/19 | 49.0      |
| 957      | 1             | 19000051140         | 2000006118        | O&M Supplier 107 | 10/30/19     | 57,500.00         | 14591            | 57,500.00  | 10/24/19          | 10/30/19        | 7.0             | 3.5           | 10/27/19 12:00 | 02/03/20           | 11/29/19 | 99.0      |
| 958      | 2             | 1900002247          | 2000009116        | O&M Supplier 108 | 08/07/19     | 3.36              | 28-COLWELLETAL-3 | 3.36       | 06/28/19          | 06/30/19        | 3.0             | 1.5           | 6/29/19 12:00  | 08/20/19           | 08/10/19 | 52.0      |
| 959      | 2             | 1900000504          | 2000001685        | O&M Supplier 109 | 02/06/20     | 2,897.17          | 280-1904-HALE-WI | 2,275.79   | 10/01/19          | 12/31/19        | 92.0            | 46.0          | 11/16/19 0:00  | 09/18/20           | 02/10/20 | 307.5     |
| 960      | 2             | 1900000504          | 2000001685        | O&M Supplier 109 | 02/06/20     | 2,897.17          | 280-1904-HALE-WI | 621.38     | 10/01/19          | 12/31/19        | 92.0            | 46.0          | 11/16/19 0:00  | 09/18/20           | 02/10/20 | 307.5     |

**Southwestern Public Service Company - Texas  
Operations & Maintenance Sample  
12 Months Ended June 30, 2020**

| Line No. | Census Sample | Accounting Document | Clearing Document | Description      | Invoice Date | Invoice Amount \$ | InvoiceNo        | Amount \$  | From Service Date | To Service Date | Days of Service | Midpoint Date  | Midpoint Date  | Payment Clear Date | Due Date | Lead Days |
|----------|---------------|---------------------|-------------------|------------------|--------------|-------------------|------------------|------------|-------------------|-----------------|-----------------|----------------|----------------|--------------------|----------|-----------|
| 961      | 2             | 1900001881          | 2000001774        | O&M Supplier 110 | 02/06/20     | 7,468.95          | 297-19O4-HALE-WI | 6,213.77   | 10/01/19          | 12/31/19        | 92.0            | 11/16/19 0:00  | 11/16/19 0:00  | 02/21/20           | 02/10/20 | 97.5      |
| 962      | 2             | 1900001881          | 2000001774        | O&M Supplier 110 | 02/06/20     | 7,468.95          | 297-19O4-HALE-WI | 1,255.18   | 10/01/19          | 12/31/19        | 92.0            | 11/16/19 0:00  | 11/16/19 0:00  | 02/21/20           | 02/10/20 | 97.5      |
| 963      | 1             | 5100035435          | 2000008778        | O&M Supplier 111 | 08/19/19     | 177,504.24        | 1205             | 9,168.08   | 05/28/19          | 08/14/19        | 79.0            | 7/6/19 12:00   | 7/6/19 12:00   | 09/26/19           | 09/18/19 | 82.0      |
| 964      | 1             | 5100035435          | 2000008778        | O&M Supplier 111 | 08/19/19     | 177,504.24        | 1205             | 50,000.00  | 05/28/19          | 08/14/19        | 79.0            | 7/6/19 12:00   | 7/6/19 12:00   | 09/26/19           | 09/18/19 | 82.0      |
| 965      | 1             | 5100002369          | 2000002456        | O&M Supplier 112 | 01/23/20     | 254,182.00        | 94114450         | 127,091.00 | 01/01/20          | 12/31/20        | 366.0           | 7/2/20 0:00    | 7/2/20 0:00    | 02/28/20           | 02/23/20 | -124.5    |
| 966      | 1             | 5100037927          | 2000011667        | O&M Supplier 113 | 09/12/19     | 66,524.00         | 19-09984         | 66,524.00  | 08/29/19          | 08/29/19        | 1.0             | 8/29/19 12:00  | 8/29/19 12:00  | 10/11/19           | 10/12/19 | 44.0      |
| 967      | 2             | 5100040235          | 2000010724        | O&M Supplier 114 | 09/17/19     | 16,235.00         | 2683690          | 17,249.69  | 09/16/19          | 09/17/19        | 2.0             | 9/17/19 0:00   | 9/17/19 0:00   | 10/11/19           | 10/17/19 | 30.5      |
| 968      | 2             | 5100008507          | 2000003916        | O&M Supplier 114 | 02/29/20     | 23,534.00         | 2700150          | 11,767.00  | 02/14/20          | 02/26/20        | 13.0            | 2/20/20 12:00  | 2/20/20 12:00  | 03/30/20           | 04/29/20 | 69.0      |
| 969      | 2             | 1900005425          | 2000007564        | O&M Supplier 115 | 11/25/19     | 20,000.00         | DPA-2019-OCTOBER | 10,000.00  | 12/02/19          | 01/31/20        | 61.0            | 1/1/20 12:00   | 1/1/20 12:00   | 11/29/19           | 11/26/19 | -33.0     |
| 970      | 2             | 1900005425          | 2000007564        | O&M Supplier 115 | 11/25/19     | 20,000.00         | DPA-2019-OCTOBER | 10,000.00  | 12/02/19          | 01/31/20        | 61.0            | 1/1/20 12:00   | 1/1/20 12:00   | 11/29/19           | 11/26/19 | -33.0     |
| 971      | 2             | 1900001926          | 2000008281        | O&M Supplier 116 | 07/17/19     | 19,939.34         | RFP0132019       | 4,432.00   | 07/17/19          | 07/17/19        | 1.0             | 7/17/19 12:00  | 7/17/19 12:00  | 07/24/19           | 07/18/19 | 7.0       |
| 972      | 2             | 1900001926          | 2000008281        | O&M Supplier 116 | 07/17/19     | 19,939.34         | RFP0132019       | 207.32     | 07/17/19          | 07/17/19        | 1.0             | 7/17/19 12:00  | 7/17/19 12:00  | 07/24/19           | 07/18/19 | 7.0       |
| 973      | 1             | 1900001359          | 2000012923        | O&M Supplier 117 | 11/18/19     | 60,000.00         | 11382379         | 60,000.00  | 11/01/19          | 10/31/20        | 366.0           | 5/2/20 0:00    | 5/2/20 0:00    | 12/06/19           | 11/18/19 | -147.5    |
| 974      | 1             | 1900002600          | 2000001848        | O&M Supplier 118 | 02/06/20     | 673.42            | 317-19O4-HALE-WI | 673.42     | 10/01/19          | 12/31/19        | 92.0            | 11/16/19 0:00  | 11/16/19 0:00  | 02/20/20           | 02/10/20 | 96.5      |
| 975      | 2             | 1900000911          | 2000000424        | O&M Supplier 119 | 01/08/20     | 35,382.00         | 02RFPPTYLER20    | 35,382.00  | 06/30/19          | 06/29/20        | 366.0           | 12/30/20 0:00  | 12/30/20 0:00  | 01/22/20           | 01/09/20 | 23.5      |
| 976      | 2             | 1900003029          | 2000007772        | O&M Supplier 119 | 06/25/20     | 6,469.40          | 02RFPPTYLER20    | 6,469.40   | 06/30/20          | 06/30/21        | 366.0           | 12/30/20 0:00  | 12/30/20 0:00  | 07/03/20           | 06/26/20 | -179.5    |
| 977      | 1             | 5100023781          | 2000008331        | O&M Supplier 120 | 06/19/20     | 590,000.00        | 2605             | 223,536.25 | 04/18/20          | 06/18/20        | 62.0            | 5/19/20 0:00   | 5/19/20 0:00   | 07/28/20           | 07/19/20 | 70.5      |
| 978      | 1             | 5100023781          | 2000008331        | O&M Supplier 120 | 06/19/20     | 590,000.00        | 2605             | 95,801.25  | 04/18/20          | 06/18/20        | 62.0            | 5/19/20 0:00   | 5/19/20 0:00   | 07/28/20           | 07/19/20 | 70.5      |
| 979      | 2             | 1900003161          | 2000009334        | O&M Supplier 121 | 08/07/19     | 57.96             | 140-PATTERSON-1- | 57.96      | 06/28/19          | 06/30/19        | 3.0             | 6/29/19 12:00  | 6/29/19 12:00  | 08/21/19           | 08/15/19 | 53.0      |
| 980      | 2             | 5100016610          | 2000006656        | O&M Supplier 122 | 04/29/20     | 1,200.00          | 900375909        | 1,200.00   | 03/26/20          | 04/25/20        | 31.0            | 4/10/20 12:00  | 4/10/20 12:00  | 05/29/20           | 06/05/20 | 56.0      |
| 981      | 2             | 5100037182          | 2000012022        | O&M Supplier 123 | 09/23/19     | 21,737.72         | 13823            | 23,531.08  | 09/01/19          | 09/20/19        | 20.0            | 9/11/19 0:00   | 9/11/19 0:00   | 10/29/19           | 10/23/19 | 48.5      |
| 982      | 1             | 510000403           | 200000728         | O&M Supplier 123 | 12/19/19     | 499,112.20        | 14335            | 267,351.63 | 11/23/19          | 12/31/19        | 39.0            | 12/12/19 12:00 | 12/12/19 12:00 | 01/23/20           | 01/18/20 | 42.0      |
| 983      | 1             | 510000403           | 200000728         | O&M Supplier 123 | 12/19/19     | 499,112.20        | 14335            | 2,792.85   | 11/23/19          | 12/31/19        | 39.0            | 12/12/19 12:00 | 12/12/19 12:00 | 01/23/20           | 01/18/20 | 42.0      |
| 984      | 2             | 5100005522          | 2000003160        | O&M Supplier 124 | 09/17/19     | 3,955.36          | 31566            | 2,076.56   | 08/21/19          | 08/31/19        | 11.0            | 8/26/19 12:00  | 8/26/19 12:00  | 03/17/20           | 10/17/19 | 204.0     |
| 985      | 2             | 5100040853          | 2000013439        | O&M Supplier 124 | 10/16/19     | 4,450.46          | 31793            | 2,336.49   | 09/21/19          | 09/30/19        | 10.0            | 9/26/19 0:00   | 9/26/19 0:00   | 11/26/19           | 11/15/19 | 61.5      |
| 986      | 2             | 5100020785          | 2000008360        | O&M Supplier 124 | 06/17/20     | 5,004.54          | 33968            | 5,254.77   | 05/08/20          | 05/31/20        | 24.0            | 5/20/20 0:00   | 5/20/20 0:00   | 07/22/20           | 07/17/20 | 63.5      |
| 987      | 2             | 5100042763          | 2000014124        | O&M Supplier 125 | 10/27/19     | 19,313.38         | 14261N001002     | 9,656.69   | 10/25/19          | 10/25/19        | 1.0             | 10/25/19 12:00 | 10/25/19 12:00 | 12/04/19           | 11/26/19 | 40.0      |
| 988      | 2             | 1900001799          | 2000013058        | O&M Supplier 126 | 10/27/19     | 1,563.07          | 333-19Q3-HALE-WI | 443.01     | 07/01/19          | 09/30/19        | 92.0            | 8/16/19 0:00   | 8/16/19 0:00   | 11/13/19           | 10/30/19 | 89.5      |
| 989      | 2             | 1900001799          | 2000013058        | O&M Supplier 126 | 10/27/19     | 1,563.07          | 333-19Q3-HALE-WI | 443.01     | 07/01/19          | 09/30/19        | 92.0            | 8/16/19 0:00   | 8/16/19 0:00   | 11/13/19           | 10/30/19 | 89.5      |
| 990      | 2             | 1900001799          | 2000013058        | O&M Supplier 126 | 10/27/19     | 1,563.07          | 333-19Q3-HALE-WI | 338.31     | 07/01/19          | 09/30/19        | 92.0            | 8/16/19 0:00   | 8/16/19 0:00   | 11/13/19           | 10/30/19 | 89.5      |
| 991      | 2             | 1900001799          | 2000013058        | O&M Supplier 126 | 10/27/19     | 1,563.07          | 333-19Q3-HALE-WI | 67.75      | 07/01/19          | 09/30/19        | 92.0            | 8/16/19 0:00   | 8/16/19 0:00   | 11/13/19           | 10/30/19 | 89.5      |
| 992      | 2             | 1900001799          | 2000013058        | O&M Supplier 126 | 10/27/19     | 1,563.07          | 333-19Q3-HALE-WI | 205.36     | 07/01/19          | 09/30/19        | 92.0            | 8/16/19 0:00   | 8/16/19 0:00   | 11/13/19           | 10/30/19 | 89.5      |
| 993      | 2             | 1900001799          | 2000013058        | O&M Supplier 126 | 10/27/19     | 1,563.07          | 333-19Q3-HALE-WI | 65.63      | 07/01/19          | 09/30/19        | 92.0            | 8/16/19 0:00   | 8/16/19 0:00   | 11/13/19           | 10/30/19 | 89.5      |
| 994      | 1             | 1900001892          | 2000002043        | O&M Supplier 127 | 02/06/20     | 414.21            | 336-19O4-HALE-WI | 414.21     | 10/01/19          | 12/31/19        | 92.0            | 11/16/19 0:00  | 11/16/19 0:00  | 03/24/20           | 02/10/20 | 129.5     |
| 995      | 2             | 1900005123          | 2000009772        | O&M Supplier 128 | 10/02/19     | 3,906.10          | 252-223702       | 3,906.10   | 10/01/19          | 09/30/20        | 366.0           | 4/1/20 0:00    | 4/1/20 0:00    | 10/15/19           | 10/14/19 | -168.5    |
| 996      | 2             | 1900000566          | 2000003241        | O&M Supplier 128 | 03/03/20     | 7,812.20          | 252-2272968      | 7,812.20   | 03/01/20          | 02/28/21        | 365.0           | 8/30/20 12:00  | 8/30/20 12:00  | 03/17/20           | 03/17/20 | -166.0    |
| 997      | 2             | 5100015307          | 2000006785        | O&M Supplier 129 | 04/30/20     | 325.02            | 9269771          | 325.02     | 04/30/20          | 04/30/20        | 1.0             | 4/30/20 12:00  | 4/30/20 12:00  | 06/09/20           | 05/30/20 | 40.0      |
| 998      | 1             | 5100029718          | 2000009667        | O&M Supplier 130 | 07/19/19     | 46,067.17         | KD352104         | 10,472.22  | 07/01/19          | 07/31/19        | 31.0            | 7/16/19 12:00  | 7/16/19 12:00  | 08/16/19           | 08/18/19 | 33.0      |
| 999      | 1             | 5100029718          | 2000009667        | O&M Supplier 130 | 07/19/19     | 46,067.17         | KD352104         | 1,146.95   | 07/01/19          | 07/31/19        | 31.0            | 7/16/19 12:00  | 7/16/19 12:00  | 08/16/19           | 08/18/19 | 33.0      |
| 1000     | 1             | 5100029718          | 2000009667        | O&M Supplier 130 | 07/19/19     | 46,067.17         | KD352104         | 2,942.19   | 07/01/19          | 07/31/19        | 31.0            | 7/16/19 12:00  | 7/16/19 12:00  | 08/16/19           | 08/18/19 | 33.0      |

Southwestern Public Service Company - Texas  
 Operations & Maintenance Sample  
 12 Months Ended June 30, 2020

| Line No. | Census Sample | Accounting Document | Clearing Document | Description      | Invoice Date | Invoice Amount \$ | InvoiceNo | Amount \$ | From Service Date | To Service Date | Days of Service | Midpoint Date | Payment Clear Date | Due Date | Lead Days |
|----------|---------------|---------------------|-------------------|------------------|--------------|-------------------|-----------|-----------|-------------------|-----------------|-----------------|---------------|--------------------|----------|-----------|
| 1001     | 1             | 5100029718          | 200009667         | O&M Supplier 130 | 07/19/19     | 46,067.17         | KD352104  | 4,887.03  | 07/01/19          | 07/31/19        | 31.0            | 7/16/19 12:00 | 08/16/19           | 08/18/19 | 33.0      |
| 1002     | 1             | 5100029718          | 200009667         | O&M Supplier 130 | 07/19/19     | 46,067.17         | KD352104  | 2,393.65  | 07/01/19          | 07/31/19        | 31.0            | 7/16/19 12:00 | 08/16/19           | 08/18/19 | 33.0      |
| 1003     | 1             | 5100029718          | 200009667         | O&M Supplier 130 | 07/19/19     | 46,067.17         | KD352104  | 698.15    | 07/01/19          | 07/31/19        | 31.0            | 7/16/19 12:00 | 08/16/19           | 08/18/19 | 33.0      |
| 1004     | 1             | 5100029718          | 200009667         | O&M Supplier 130 | 07/19/19     | 46,067.17         | KD352104  | 2,892.33  | 07/01/19          | 07/31/19        | 31.0            | 7/16/19 12:00 | 08/16/19           | 08/18/19 | 33.0      |
| 1005     | 1             | 5100029718          | 200009667         | O&M Supplier 130 | 07/19/19     | 46,067.17         | KD352104  | 1,196.82  | 07/01/19          | 07/31/19        | 31.0            | 7/16/19 12:00 | 08/16/19           | 08/18/19 | 33.0      |
| 1006     | 1             | 5100029718          | 200009667         | O&M Supplier 130 | 07/19/19     | 46,067.17         | KD352104  | 2,094.44  | 07/01/19          | 07/31/19        | 31.0            | 7/16/19 12:00 | 08/16/19           | 08/18/19 | 33.0      |
| 1007     | 1             | 5100029718          | 200009667         | O&M Supplier 130 | 07/19/19     | 46,067.17         | KD352104  | 3,141.66  | 07/01/19          | 07/31/19        | 31.0            | 7/16/19 12:00 | 08/16/19           | 08/18/19 | 33.0      |
| 1008     | 1             | 5100029718          | 200009667         | O&M Supplier 130 | 07/19/19     | 46,067.17         | KD352104  | 598.42    | 07/01/19          | 07/31/19        | 31.0            | 7/16/19 12:00 | 08/16/19           | 08/18/19 | 33.0      |
| 1009     | 1             | 5100029718          | 200009667         | O&M Supplier 130 | 07/19/19     | 46,067.17         | KD352104  | 498.70    | 07/01/19          | 07/31/19        | 31.0            | 7/16/19 12:00 | 08/16/19           | 08/18/19 | 33.0      |
| 1010     | 1             | 5100029718          | 200009667         | O&M Supplier 130 | 07/19/19     | 46,067.17         | KD352104  | 1,047.22  | 07/01/19          | 07/31/19        | 31.0            | 7/16/19 12:00 | 08/16/19           | 08/18/19 | 33.0      |
| 1011     | 1             | 5100029718          | 200009667         | O&M Supplier 130 | 07/19/19     | 46,067.17         | KD352104  | 548.55    | 07/01/19          | 07/31/19        | 31.0            | 7/16/19 12:00 | 08/16/19           | 08/18/19 | 33.0      |
| 1012     | 1             | 5100029718          | 200009667         | O&M Supplier 130 | 07/19/19     | 46,067.17         | KD352104  | 548.55    | 07/01/19          | 07/31/19        | 31.0            | 7/16/19 12:00 | 08/16/19           | 08/18/19 | 33.0      |
| 1013     | 1             | 5100029718          | 200009667         | O&M Supplier 130 | 07/19/19     | 46,067.17         | KD352104  | 548.55    | 07/01/19          | 07/31/19        | 31.0            | 7/16/19 12:00 | 08/16/19           | 08/18/19 | 33.0      |
| 1014     | 1             | 5100029718          | 200009667         | O&M Supplier 130 | 07/19/19     | 46,067.17         | KD352104  | 847.75    | 07/01/19          | 07/31/19        | 31.0            | 7/16/19 12:00 | 08/16/19           | 08/18/19 | 33.0      |
| 1015     | 1             | 5100029718          | 200009667         | O&M Supplier 130 | 07/19/19     | 46,067.17         | KD352104  | 797.88    | 07/01/19          | 07/31/19        | 31.0            | 7/16/19 12:00 | 08/16/19           | 08/18/19 | 33.0      |
| 1016     | 1             | 5100029718          | 200009667         | O&M Supplier 130 | 07/19/19     | 46,067.17         | KD352104  | 847.75    | 07/01/19          | 07/31/19        | 31.0            | 7/16/19 12:00 | 08/16/19           | 08/18/19 | 33.0      |
| 1017     | 1             | 5100029718          | 200009667         | O&M Supplier 130 | 07/19/19     | 46,067.17         | KD352104  | 1,196.82  | 07/01/19          | 07/31/19        | 31.0            | 7/16/19 12:00 | 08/16/19           | 08/18/19 | 33.0      |
| 1018     | 1             | 5100029718          | 200009667         | O&M Supplier 130 | 07/19/19     | 46,067.17         | KD352104  | 3,989.41  | 07/01/19          | 07/31/19        | 31.0            | 7/16/19 12:00 | 08/16/19           | 08/18/19 | 33.0      |
| 1019     | 1             | 5100029718          | 200009667         | O&M Supplier 130 | 07/19/19     | 46,067.17         | KD352104  | 1,645.64  | 07/01/19          | 07/31/19        | 31.0            | 7/16/19 12:00 | 08/16/19           | 08/18/19 | 33.0      |
| 1020     | 1             | 5100029718          | 200009667         | O&M Supplier 130 | 07/19/19     | 46,067.17         | KD352104  | 897.62    | 07/01/19          | 07/31/19        | 31.0            | 7/16/19 12:00 | 08/16/19           | 08/18/19 | 33.0      |
| 1021     | 1             | 5100029718          | 200009667         | O&M Supplier 130 | 07/19/19     | 46,067.17         | KD352104  | 847.75    | 07/01/19          | 07/31/19        | 31.0            | 7/16/19 12:00 | 08/16/19           | 08/18/19 | 33.0      |
| 1022     | 1             | 5100029718          | 200009667         | O&M Supplier 130 | 07/19/19     | 46,067.17         | KD352104  | 2,493.39  | 07/01/19          | 07/31/19        | 31.0            | 7/16/19 12:00 | 08/16/19           | 08/18/19 | 33.0      |
| 1023     | 1             | 5100029718          | 200009667         | O&M Supplier 130 | 07/19/19     | 46,067.17         | KD352104  | 648.28    | 07/01/19          | 07/31/19        | 31.0            | 7/16/19 12:00 | 08/16/19           | 08/18/19 | 33.0      |
| 1024     | 2             | 5100028388          | 200009994         | O&M Supplier 130 | 07/24/19     | 413.78            | SV353208  | 206.89    | 06/05/19          | 06/05/19        | 1.0             | 6/5/19 12:00  | 08/23/19           | 08/03/19 | 79.0      |
| 1025     | 1             | 5100031578          | 2000010975        | O&M Supplier 130 | 08/21/19     | 46,067.17         | KD354706  | 10,472.22 | 08/01/19          | 08/31/19        | 31.0            | 8/16/19 12:00 | 09/20/19           | 09/20/19 | 35.0      |
| 1026     | 1             | 5100031578          | 2000010975        | O&M Supplier 130 | 08/21/19     | 46,067.17         | KD354706  | 1,146.95  | 08/01/19          | 08/31/19        | 31.0            | 8/16/19 12:00 | 09/20/19           | 09/20/19 | 35.0      |
| 1027     | 1             | 5100031578          | 2000010975        | O&M Supplier 130 | 08/21/19     | 46,067.17         | KD354706  | 2,942.19  | 08/01/19          | 08/31/19        | 31.0            | 8/16/19 12:00 | 09/20/19           | 09/20/19 | 35.0      |
| 1028     | 1             | 5100031578          | 2000010975        | O&M Supplier 130 | 08/21/19     | 46,067.17         | KD354706  | 4,887.03  | 08/01/19          | 08/31/19        | 31.0            | 8/16/19 12:00 | 09/20/19           | 09/20/19 | 35.0      |
| 1029     | 1             | 5100031578          | 2000010975        | O&M Supplier 130 | 08/21/19     | 46,067.17         | KD354706  | 2,393.65  | 08/01/19          | 08/31/19        | 31.0            | 8/16/19 12:00 | 09/20/19           | 09/20/19 | 35.0      |
| 1030     | 1             | 5100031578          | 2000010975        | O&M Supplier 130 | 08/21/19     | 46,067.17         | KD354706  | 698.15    | 08/01/19          | 08/31/19        | 31.0            | 8/16/19 12:00 | 09/20/19           | 09/20/19 | 35.0      |
| 1031     | 1             | 5100031578          | 2000010975        | O&M Supplier 130 | 08/21/19     | 46,067.17         | KD354706  | 2,892.33  | 08/01/19          | 08/31/19        | 31.0            | 8/16/19 12:00 | 09/20/19           | 09/20/19 | 35.0      |
| 1032     | 1             | 5100031578          | 2000010975        | O&M Supplier 130 | 08/21/19     | 46,067.17         | KD354706  | 1,196.82  | 08/01/19          | 08/31/19        | 31.0            | 8/16/19 12:00 | 09/20/19           | 09/20/19 | 35.0      |
| 1033     | 1             | 5100031578          | 2000010975        | O&M Supplier 130 | 08/21/19     | 46,067.17         | KD354706  | 2,094.44  | 08/01/19          | 08/31/19        | 31.0            | 8/16/19 12:00 | 09/20/19           | 09/20/19 | 35.0      |
| 1034     | 1             | 5100031578          | 2000010975        | O&M Supplier 130 | 08/21/19     | 46,067.17         | KD354706  | 3,141.66  | 08/01/19          | 08/31/19        | 31.0            | 8/16/19 12:00 | 09/20/19           | 09/20/19 | 35.0      |
| 1035     | 1             | 5100031578          | 2000010975        | O&M Supplier 130 | 08/21/19     | 46,067.17         | KD354706  | 598.42    | 08/01/19          | 08/31/19        | 31.0            | 8/16/19 12:00 | 09/20/19           | 09/20/19 | 35.0      |
| 1036     | 1             | 5100031578          | 2000010975        | O&M Supplier 130 | 08/21/19     | 46,067.17         | KD354706  | 498.70    | 08/01/19          | 08/31/19        | 31.0            | 8/16/19 12:00 | 09/20/19           | 09/20/19 | 35.0      |
| 1037     | 1             | 5100031578          | 2000010975        | O&M Supplier 130 | 08/21/19     | 46,067.17         | KD354706  | 1,047.22  | 08/01/19          | 08/31/19        | 31.0            | 8/16/19 12:00 | 09/20/19           | 09/20/19 | 35.0      |
| 1038     | 1             | 5100031578          | 2000010975        | O&M Supplier 130 | 08/21/19     | 46,067.17         | KD354706  | 548.55    | 08/01/19          | 08/31/19        | 31.0            | 8/16/19 12:00 | 09/20/19           | 09/20/19 | 35.0      |
| 1039     | 1             | 5100031578          | 2000010975        | O&M Supplier 130 | 08/21/19     | 46,067.17         | KD354706  | 548.55    | 08/01/19          | 08/31/19        | 31.0            | 8/16/19 12:00 | 09/20/19           | 09/20/19 | 35.0      |
| 1040     | 1             | 5100031578          | 2000010975        | O&M Supplier 130 | 08/21/19     | 46,067.17         | KD354706  | 548.55    | 08/01/19          | 08/31/19        | 31.0            | 8/16/19 12:00 | 09/20/19           | 09/20/19 | 35.0      |

Southwestern Public Service Company - Texas  
Operations & Maintenance Sample  
12 Months Ended June 30, 2020

| Line No. | Census Sample | Accounting Document | Clearing Document | Description      | Invoice Date | Invoice Amount \$ | InvoiceNo | Amount \$ | From Service Date | To Service Date | Days of Service | Midpoint Date  | Midpoint Date  | Payment Clear Date | Due Date | Lead Days |
|----------|---------------|---------------------|-------------------|------------------|--------------|-------------------|-----------|-----------|-------------------|-----------------|-----------------|----------------|----------------|--------------------|----------|-----------|
| 1041     | 1             | 5100031578          | 2000010975        | O&M Supplier 130 | 08/21/19     | 46,067.17         | KD354706  | 847.75    | 08/01/19          | 08/31/19        | 31.0            | 8/16/19 12:00  | 8/16/19 12:00  | 09/20/19           | 09/20/19 | 35.0      |
| 1042     | 1             | 5100031578          | 2000010975        | O&M Supplier 130 | 08/21/19     | 46,067.17         | KD354706  | 797.88    | 08/01/19          | 08/31/19        | 31.0            | 8/16/19 12:00  | 8/16/19 12:00  | 09/20/19           | 09/20/19 | 35.0      |
| 1043     | 1             | 5100031578          | 2000010975        | O&M Supplier 130 | 08/21/19     | 46,067.17         | KD354706  | 847.75    | 08/01/19          | 08/31/19        | 31.0            | 8/16/19 12:00  | 8/16/19 12:00  | 09/20/19           | 09/20/19 | 35.0      |
| 1044     | 1             | 5100031578          | 2000010975        | O&M Supplier 130 | 08/21/19     | 46,067.17         | KD354706  | 1,196.82  | 08/01/19          | 08/31/19        | 31.0            | 8/16/19 12:00  | 8/16/19 12:00  | 09/20/19           | 09/20/19 | 35.0      |
| 1045     | 1             | 5100031578          | 2000010975        | O&M Supplier 130 | 08/21/19     | 46,067.17         | KD354706  | 3,989.41  | 08/01/19          | 08/31/19        | 31.0            | 8/16/19 12:00  | 8/16/19 12:00  | 09/20/19           | 09/20/19 | 35.0      |
| 1046     | 1             | 5100031578          | 2000010975        | O&M Supplier 130 | 08/21/19     | 46,067.17         | KD354706  | 1,645.64  | 08/01/19          | 08/31/19        | 31.0            | 8/16/19 12:00  | 8/16/19 12:00  | 09/20/19           | 09/20/19 | 35.0      |
| 1047     | 1             | 5100031578          | 2000010975        | O&M Supplier 130 | 08/21/19     | 46,067.17         | KD354706  | 897.62    | 08/01/19          | 08/31/19        | 31.0            | 8/16/19 12:00  | 8/16/19 12:00  | 09/20/19           | 09/20/19 | 35.0      |
| 1048     | 1             | 5100031578          | 2000010975        | O&M Supplier 130 | 08/21/19     | 46,067.17         | KD354706  | 847.75    | 08/01/19          | 08/31/19        | 31.0            | 8/16/19 12:00  | 8/16/19 12:00  | 09/20/19           | 09/20/19 | 35.0      |
| 1049     | 1             | 5100031578          | 2000010975        | O&M Supplier 130 | 08/21/19     | 46,067.17         | KD354706  | 2,493.39  | 08/01/19          | 08/31/19        | 31.0            | 8/16/19 12:00  | 8/16/19 12:00  | 09/20/19           | 09/20/19 | 35.0      |
| 1050     | 1             | 5100031578          | 2000010975        | O&M Supplier 130 | 08/21/19     | 46,067.17         | KD354706  | 648.28    | 08/01/19          | 08/31/19        | 31.0            | 8/16/19 12:00  | 8/16/19 12:00  | 09/20/19           | 09/20/19 | 35.0      |
| 1051     | 1             | 5100038157          | 2000011918        | O&M Supplier 130 | 09/19/19     | 46,067.17         | AE357581  | 10,472.22 | 09/01/19          | 09/30/19        | 30.0            | 9/16/19 0:00   | 9/16/19 0:00   | 10/18/19           | 10/19/19 | 33.5      |
| 1052     | 1             | 5100038157          | 2000011918        | O&M Supplier 130 | 09/19/19     | 46,067.17         | AE357581  | 1,146.95  | 09/01/19          | 09/30/19        | 30.0            | 9/16/19 0:00   | 9/16/19 0:00   | 10/18/19           | 10/19/19 | 33.5      |
| 1053     | 1             | 5100038157          | 2000011918        | O&M Supplier 130 | 09/19/19     | 46,067.17         | AE357581  | 2,942.19  | 09/01/19          | 09/30/19        | 30.0            | 9/16/19 0:00   | 9/16/19 0:00   | 10/18/19           | 10/19/19 | 33.5      |
| 1054     | 1             | 5100038157          | 2000011918        | O&M Supplier 130 | 09/19/19     | 46,067.17         | AE357581  | 4,887.03  | 09/01/19          | 09/30/19        | 30.0            | 9/16/19 0:00   | 9/16/19 0:00   | 10/18/19           | 10/19/19 | 33.5      |
| 1055     | 1             | 5100038157          | 2000011918        | O&M Supplier 130 | 09/19/19     | 46,067.17         | AE357581  | 2,393.65  | 09/01/19          | 09/30/19        | 30.0            | 9/16/19 0:00   | 9/16/19 0:00   | 10/18/19           | 10/19/19 | 33.5      |
| 1056     | 1             | 5100038157          | 2000011918        | O&M Supplier 130 | 09/19/19     | 46,067.17         | AE357581  | 698.15    | 09/01/19          | 09/30/19        | 30.0            | 9/16/19 0:00   | 9/16/19 0:00   | 10/18/19           | 10/19/19 | 33.5      |
| 1057     | 1             | 5100038157          | 2000011918        | O&M Supplier 130 | 09/19/19     | 46,067.17         | AE357581  | 2,892.33  | 09/01/19          | 09/30/19        | 30.0            | 9/16/19 0:00   | 9/16/19 0:00   | 10/18/19           | 10/19/19 | 33.5      |
| 1058     | 1             | 5100038157          | 2000011918        | O&M Supplier 130 | 09/19/19     | 46,067.17         | AE357581  | 1,196.82  | 09/01/19          | 09/30/19        | 30.0            | 9/16/19 0:00   | 9/16/19 0:00   | 10/18/19           | 10/19/19 | 33.5      |
| 1059     | 1             | 5100038157          | 2000011918        | O&M Supplier 130 | 09/19/19     | 46,067.17         | AE357581  | 2,094.44  | 09/01/19          | 09/30/19        | 30.0            | 9/16/19 0:00   | 9/16/19 0:00   | 10/18/19           | 10/19/19 | 33.5      |
| 1060     | 1             | 5100038157          | 2000011918        | O&M Supplier 130 | 09/19/19     | 46,067.17         | AE357581  | 3,141.66  | 09/01/19          | 09/30/19        | 30.0            | 9/16/19 0:00   | 9/16/19 0:00   | 10/18/19           | 10/19/19 | 33.5      |
| 1061     | 1             | 5100038157          | 2000011918        | O&M Supplier 130 | 09/19/19     | 46,067.17         | AE357581  | 598.42    | 09/01/19          | 09/30/19        | 30.0            | 9/16/19 0:00   | 9/16/19 0:00   | 10/18/19           | 10/19/19 | 33.5      |
| 1062     | 1             | 5100038157          | 2000011918        | O&M Supplier 130 | 09/19/19     | 46,067.17         | AE357581  | 498.70    | 09/01/19          | 09/30/19        | 30.0            | 9/16/19 0:00   | 9/16/19 0:00   | 10/18/19           | 10/19/19 | 33.5      |
| 1063     | 1             | 5100038157          | 2000011918        | O&M Supplier 130 | 09/19/19     | 46,067.17         | AE357581  | 1,047.22  | 09/01/19          | 09/30/19        | 30.0            | 9/16/19 0:00   | 9/16/19 0:00   | 10/18/19           | 10/19/19 | 33.5      |
| 1064     | 1             | 5100038157          | 2000011918        | O&M Supplier 130 | 09/19/19     | 46,067.17         | AE357581  | 548.55    | 09/01/19          | 09/30/19        | 30.0            | 9/16/19 0:00   | 9/16/19 0:00   | 10/18/19           | 10/19/19 | 33.5      |
| 1065     | 1             | 5100038157          | 2000011918        | O&M Supplier 130 | 09/19/19     | 46,067.17         | AE357581  | 548.55    | 09/01/19          | 09/30/19        | 30.0            | 9/16/19 0:00   | 9/16/19 0:00   | 10/18/19           | 10/19/19 | 33.5      |
| 1066     | 1             | 5100038157          | 2000011918        | O&M Supplier 130 | 09/19/19     | 46,067.17         | AE357581  | 548.55    | 09/01/19          | 09/30/19        | 30.0            | 9/16/19 0:00   | 9/16/19 0:00   | 10/18/19           | 10/19/19 | 33.5      |
| 1067     | 1             | 5100038157          | 2000011918        | O&M Supplier 130 | 09/19/19     | 46,067.17         | AE357581  | 847.75    | 09/01/19          | 09/30/19        | 30.0            | 9/16/19 0:00   | 9/16/19 0:00   | 10/18/19           | 10/19/19 | 33.5      |
| 1068     | 1             | 5100038157          | 2000011918        | O&M Supplier 130 | 09/19/19     | 46,067.17         | AE357581  | 797.88    | 09/01/19          | 09/30/19        | 30.0            | 9/16/19 0:00   | 9/16/19 0:00   | 10/18/19           | 10/19/19 | 33.5      |
| 1069     | 1             | 5100038157          | 2000011918        | O&M Supplier 130 | 09/19/19     | 46,067.17         | AE357581  | 847.75    | 09/01/19          | 09/30/19        | 30.0            | 9/16/19 0:00   | 9/16/19 0:00   | 10/18/19           | 10/19/19 | 33.5      |
| 1070     | 1             | 5100038157          | 2000011918        | O&M Supplier 130 | 09/19/19     | 46,067.17         | AE357581  | 1,196.82  | 09/01/19          | 09/30/19        | 30.0            | 9/16/19 0:00   | 9/16/19 0:00   | 10/18/19           | 10/19/19 | 33.5      |
| 1071     | 1             | 5100038157          | 2000011918        | O&M Supplier 130 | 09/19/19     | 46,067.17         | AE357581  | 3,989.41  | 09/01/19          | 09/30/19        | 30.0            | 9/16/19 0:00   | 9/16/19 0:00   | 10/18/19           | 10/19/19 | 33.5      |
| 1072     | 1             | 5100038157          | 2000011918        | O&M Supplier 130 | 09/19/19     | 46,067.17         | AE357581  | 1,645.64  | 09/01/19          | 09/30/19        | 30.0            | 9/16/19 0:00   | 9/16/19 0:00   | 10/18/19           | 10/19/19 | 33.5      |
| 1073     | 1             | 5100038157          | 2000011918        | O&M Supplier 130 | 09/19/19     | 46,067.17         | AE357581  | 897.62    | 09/01/19          | 09/30/19        | 30.0            | 9/16/19 0:00   | 9/16/19 0:00   | 10/18/19           | 10/19/19 | 33.5      |
| 1074     | 1             | 5100038157          | 2000011918        | O&M Supplier 130 | 09/19/19     | 46,067.17         | AE357581  | 847.75    | 09/01/19          | 09/30/19        | 30.0            | 9/16/19 0:00   | 9/16/19 0:00   | 10/18/19           | 10/19/19 | 33.5      |
| 1075     | 1             | 5100038157          | 2000011918        | O&M Supplier 130 | 09/19/19     | 46,067.17         | AE357581  | 2,493.39  | 09/01/19          | 09/30/19        | 30.0            | 9/16/19 0:00   | 9/16/19 0:00   | 10/18/19           | 10/19/19 | 33.5      |
| 1076     | 1             | 5100038157          | 2000011918        | O&M Supplier 130 | 09/19/19     | 46,067.17         | AE357581  | 648.28    | 09/01/19          | 09/30/19        | 30.0            | 9/16/19 0:00   | 9/16/19 0:00   | 10/18/19           | 10/19/19 | 33.5      |
| 1077     | 1             | 5100038161          | 2000013505        | O&M Supplier 130 | 10/18/19     | 46,067.17         | KD359951  | 10,472.22 | 10/01/19          | 10/31/19        | 31.0            | 10/16/19 12:00 | 10/16/19 12:00 | 11/15/19           | 11/17/19 | 32.0      |
| 1078     | 1             | 5100038161          | 2000013505        | O&M Supplier 130 | 10/18/19     | 46,067.17         | KD359951  | 1,146.95  | 10/01/19          | 10/31/19        | 31.0            | 10/16/19 12:00 | 10/16/19 12:00 | 11/15/19           | 11/17/19 | 32.0      |
| 1079     | 1             | 5100038161          | 2000013505        | O&M Supplier 130 | 10/18/19     | 46,067.17         | KD359951  | 2,942.19  | 10/01/19          | 10/31/19        | 31.0            | 10/16/19 12:00 | 10/16/19 12:00 | 11/15/19           | 11/17/19 | 32.0      |
| 1080     | 1             | 5100038161          | 2000013505        | O&M Supplier 130 | 10/18/19     | 46,067.17         | KD359951  | 4,887.03  | 10/01/19          | 10/31/19        | 31.0            | 10/16/19 12:00 | 10/16/19 12:00 | 11/15/19           | 11/17/19 | 32.0      |

Southwestern Public Service Company - Texas  
Operations & Maintenance Sample  
12 Months Ended June 30, 2020

| Line No. | Census 1 Sample 2 | Accounting Document | Clearing Document | Description      | Invoice Date | Invoice Amount \$ | InvoiceNo | Amount \$ | From Service Date | To Service Date | Days of Service | Midpoint Date | Midpoint Date | Payment Clear Date | Due Date | Lead Days |
|----------|-------------------|---------------------|-------------------|------------------|--------------|-------------------|-----------|-----------|-------------------|-----------------|-----------------|---------------|---------------|--------------------|----------|-----------|
| 1081     | 1                 | 5100038761          | 2000013505        | O&M Supplier 130 | 10/18/19     | 46,067.17         | KD359951  | 2,393.65  | 10/01/19          | 10/31/19        | 31.0            | 10/16/19      | 12:00         | 11/15/19           | 11/17/19 | 32.0      |
| 1082     | 1                 | 5100038761          | 2000013505        | O&M Supplier 130 | 10/18/19     | 46,067.17         | KD359951  | 698.15    | 10/01/19          | 10/31/19        | 31.0            | 10/16/19      | 12:00         | 11/15/19           | 11/17/19 | 32.0      |
| 1083     | 1                 | 5100038761          | 2000013505        | O&M Supplier 130 | 10/18/19     | 46,067.17         | KD359951  | 2,892.33  | 10/01/19          | 10/31/19        | 31.0            | 10/16/19      | 12:00         | 11/15/19           | 11/17/19 | 32.0      |
| 1084     | 1                 | 5100038761          | 2000013505        | O&M Supplier 130 | 10/18/19     | 46,067.17         | KD359951  | 1,196.82  | 10/01/19          | 10/31/19        | 31.0            | 10/16/19      | 12:00         | 11/15/19           | 11/17/19 | 32.0      |
| 1085     | 1                 | 5100038761          | 2000013505        | O&M Supplier 130 | 10/18/19     | 46,067.17         | KD359951  | 2,094.44  | 10/01/19          | 10/31/19        | 31.0            | 10/16/19      | 12:00         | 11/15/19           | 11/17/19 | 32.0      |
| 1086     | 1                 | 5100038761          | 2000013505        | O&M Supplier 130 | 10/18/19     | 46,067.17         | KD359951  | 3,141.66  | 10/01/19          | 10/31/19        | 31.0            | 10/16/19      | 12:00         | 11/15/19           | 11/17/19 | 32.0      |
| 1087     | 1                 | 5100038761          | 2000013505        | O&M Supplier 130 | 10/18/19     | 46,067.17         | KD359951  | 598.42    | 10/01/19          | 10/31/19        | 31.0            | 10/16/19      | 12:00         | 11/15/19           | 11/17/19 | 32.0      |
| 1088     | 1                 | 5100038761          | 2000013505        | O&M Supplier 130 | 10/18/19     | 46,067.17         | KD359951  | 498.70    | 10/01/19          | 10/31/19        | 31.0            | 10/16/19      | 12:00         | 11/15/19           | 11/17/19 | 32.0      |
| 1089     | 1                 | 5100038761          | 2000013505        | O&M Supplier 130 | 10/18/19     | 46,067.17         | KD359951  | 1,047.22  | 10/01/19          | 10/31/19        | 31.0            | 10/16/19      | 12:00         | 11/15/19           | 11/17/19 | 32.0      |
| 1090     | 1                 | 5100038761          | 2000013505        | O&M Supplier 130 | 10/18/19     | 46,067.17         | KD359951  | 548.55    | 10/01/19          | 10/31/19        | 31.0            | 10/16/19      | 12:00         | 11/15/19           | 11/17/19 | 32.0      |
| 1091     | 1                 | 5100038761          | 2000013505        | O&M Supplier 130 | 10/18/19     | 46,067.17         | KD359951  | 548.55    | 10/01/19          | 10/31/19        | 31.0            | 10/16/19      | 12:00         | 11/15/19           | 11/17/19 | 32.0      |
| 1092     | 1                 | 5100038761          | 2000013505        | O&M Supplier 130 | 10/18/19     | 46,067.17         | KD359951  | 548.55    | 10/01/19          | 10/31/19        | 31.0            | 10/16/19      | 12:00         | 11/15/19           | 11/17/19 | 32.0      |
| 1093     | 1                 | 5100038761          | 2000013505        | O&M Supplier 130 | 10/18/19     | 46,067.17         | KD359951  | 847.75    | 10/01/19          | 10/31/19        | 31.0            | 10/16/19      | 12:00         | 11/15/19           | 11/17/19 | 32.0      |
| 1094     | 1                 | 5100038761          | 2000013505        | O&M Supplier 130 | 10/18/19     | 46,067.17         | KD359951  | 797.88    | 10/01/19          | 10/31/19        | 31.0            | 10/16/19      | 12:00         | 11/15/19           | 11/17/19 | 32.0      |
| 1095     | 1                 | 5100038761          | 2000013505        | O&M Supplier 130 | 10/18/19     | 46,067.17         | KD359951  | 847.75    | 10/01/19          | 10/31/19        | 31.0            | 10/16/19      | 12:00         | 11/15/19           | 11/17/19 | 32.0      |
| 1096     | 1                 | 5100038761          | 2000013505        | O&M Supplier 130 | 10/18/19     | 46,067.17         | KD359951  | 1,196.82  | 10/01/19          | 10/31/19        | 31.0            | 10/16/19      | 12:00         | 11/15/19           | 11/17/19 | 32.0      |
| 1097     | 1                 | 5100038761          | 2000013505        | O&M Supplier 130 | 10/18/19     | 46,067.17         | KD359951  | 3,989.41  | 10/01/19          | 10/31/19        | 31.0            | 10/16/19      | 12:00         | 11/15/19           | 11/17/19 | 32.0      |
| 1098     | 1                 | 5100038761          | 2000013505        | O&M Supplier 130 | 10/18/19     | 46,067.17         | KD359951  | 1,645.64  | 10/01/19          | 10/31/19        | 31.0            | 10/16/19      | 12:00         | 11/15/19           | 11/17/19 | 32.0      |
| 1099     | 1                 | 5100038761          | 2000013505        | O&M Supplier 130 | 10/18/19     | 46,067.17         | KD359951  | 897.62    | 10/01/19          | 10/31/19        | 31.0            | 10/16/19      | 12:00         | 11/15/19           | 11/17/19 | 32.0      |
| 1100     | 1                 | 5100038761          | 2000013505        | O&M Supplier 130 | 10/18/19     | 46,067.17         | KD359951  | 847.75    | 10/01/19          | 10/31/19        | 31.0            | 10/16/19      | 12:00         | 11/15/19           | 11/17/19 | 32.0      |
| 1101     | 1                 | 5100038761          | 2000013505        | O&M Supplier 130 | 10/18/19     | 46,067.17         | KD359951  | 2,493.39  | 10/01/19          | 10/31/19        | 31.0            | 10/16/19      | 12:00         | 11/15/19           | 11/17/19 | 32.0      |
| 1102     | 1                 | 5100038761          | 2000013505        | O&M Supplier 130 | 10/18/19     | 46,067.17         | KD359951  | 648.28    | 10/01/19          | 10/31/19        | 31.0            | 10/16/19      | 12:00         | 11/15/19           | 11/17/19 | 32.0      |
| 1103     | 1                 | 5100045578          | 2000014472        | O&M Supplier 130 | 11/14/19     | 116,022.36        | SV362479  | 62,797.10 | 08/27/19          | 10/29/19        | 64.0            | 9/28/19       | 0:00          | 12/13/19           | 11/24/19 | 76.5      |
| 1104     | 1                 | 5100047036          | 2000014757        | O&M Supplier 130 | 11/20/19     | 46,067.17         | KD362991  | 10,472.22 | 11/01/19          | 11/30/19        | 30.0            | 11/16/19      | 0:00          | 12/20/19           | 12/20/19 | 34.5      |
| 1105     | 1                 | 5100047036          | 2000014757        | O&M Supplier 130 | 11/20/19     | 46,067.17         | KD362991  | 1,146.95  | 11/01/19          | 11/30/19        | 30.0            | 11/16/19      | 0:00          | 12/20/19           | 12/20/19 | 34.5      |
| 1106     | 1                 | 5100047036          | 2000014757        | O&M Supplier 130 | 11/20/19     | 46,067.17         | KD362991  | 2,942.19  | 11/01/19          | 11/30/19        | 30.0            | 11/16/19      | 0:00          | 12/20/19           | 12/20/19 | 34.5      |
| 1107     | 1                 | 5100047036          | 2000014757        | O&M Supplier 130 | 11/20/19     | 46,067.17         | KD362991  | 4,887.03  | 11/01/19          | 11/30/19        | 30.0            | 11/16/19      | 0:00          | 12/20/19           | 12/20/19 | 34.5      |
| 1108     | 1                 | 5100047036          | 2000014757        | O&M Supplier 130 | 11/20/19     | 46,067.17         | KD362991  | 2,393.65  | 11/01/19          | 11/30/19        | 30.0            | 11/16/19      | 0:00          | 12/20/19           | 12/20/19 | 34.5      |
| 1109     | 1                 | 5100047036          | 2000014757        | O&M Supplier 130 | 11/20/19     | 46,067.17         | KD362991  | 698.15    | 11/01/19          | 11/30/19        | 30.0            | 11/16/19      | 0:00          | 12/20/19           | 12/20/19 | 34.5      |
| 1110     | 1                 | 5100047036          | 2000014757        | O&M Supplier 130 | 11/20/19     | 46,067.17         | KD362991  | 2,892.33  | 11/01/19          | 11/30/19        | 30.0            | 11/16/19      | 0:00          | 12/20/19           | 12/20/19 | 34.5      |
| 1111     | 1                 | 5100047036          | 2000014757        | O&M Supplier 130 | 11/20/19     | 46,067.17         | KD362991  | 1,196.82  | 11/01/19          | 11/30/19        | 30.0            | 11/16/19      | 0:00          | 12/20/19           | 12/20/19 | 34.5      |
| 1112     | 1                 | 5100047036          | 2000014757        | O&M Supplier 130 | 11/20/19     | 46,067.17         | KD362991  | 2,094.44  | 11/01/19          | 11/30/19        | 30.0            | 11/16/19      | 0:00          | 12/20/19           | 12/20/19 | 34.5      |
| 1113     | 1                 | 5100047036          | 2000014757        | O&M Supplier 130 | 11/20/19     | 46,067.17         | KD362991  | 3,141.66  | 11/01/19          | 11/30/19        | 30.0            | 11/16/19      | 0:00          | 12/20/19           | 12/20/19 | 34.5      |
| 1114     | 1                 | 5100047036          | 2000014757        | O&M Supplier 130 | 11/20/19     | 46,067.17         | KD362991  | 598.42    | 11/01/19          | 11/30/19        | 30.0            | 11/16/19      | 0:00          | 12/20/19           | 12/20/19 | 34.5      |
| 1115     | 1                 | 5100047036          | 2000014757        | O&M Supplier 130 | 11/20/19     | 46,067.17         | KD362991  | 498.70    | 11/01/19          | 11/30/19        | 30.0            | 11/16/19      | 0:00          | 12/20/19           | 12/20/19 | 34.5      |
| 1116     | 1                 | 5100047036          | 2000014757        | O&M Supplier 130 | 11/20/19     | 46,067.17         | KD362991  | 1,047.22  | 11/01/19          | 11/30/19        | 30.0            | 11/16/19      | 0:00          | 12/20/19           | 12/20/19 | 34.5      |
| 1117     | 1                 | 5100047036          | 2000014757        | O&M Supplier 130 | 11/20/19     | 46,067.17         | KD362991  | 548.55    | 11/01/19          | 11/30/19        | 30.0            | 11/16/19      | 0:00          | 12/20/19           | 12/20/19 | 34.5      |
| 1118     | 1                 | 5100047036          | 2000014757        | O&M Supplier 130 | 11/20/19     | 46,067.17         | KD362991  | 548.55    | 11/01/19          | 11/30/19        | 30.0            | 11/16/19      | 0:00          | 12/20/19           | 12/20/19 | 34.5      |
| 1119     | 1                 | 5100047036          | 2000014757        | O&M Supplier 130 | 11/20/19     | 46,067.17         | KD362991  | 548.55    | 11/01/19          | 11/30/19        | 30.0            | 11/16/19      | 0:00          | 12/20/19           | 12/20/19 | 34.5      |
| 1120     | 1                 | 5100047036          | 2000014757        | O&M Supplier 130 | 11/20/19     | 46,067.17         | KD362991  | 847.75    | 11/01/19          | 11/30/19        | 30.0            | 11/16/19      | 0:00          | 12/20/19           | 12/20/19 | 34.5      |



Southwestern Public Service Company - Texas  
Operations & Maintenance Sample  
12 Months Ended June 30, 2020

| Line No. | Census Sample | Accounting Document | Clearing Document | Description      | Invoice Date | Invoice Amount \$ | InvoiceNo | Amount \$ | From Service Date | To Service Date | Days of Service | Midpoint Date  | Midpoint Date  | Payment Clear Date | Due Date | Lead Days |
|----------|---------------|---------------------|-------------------|------------------|--------------|-------------------|-----------|-----------|-------------------|-----------------|-----------------|----------------|----------------|--------------------|----------|-----------|
| 1121     | 1             | 5100047036          | 2000014757        | O&M Supplier 130 | 11/20/19     | 46,067.17         | KD362991  | 797.88    | 11/01/19          | 11/30/19        | 30.0            | 11/16/19 0:00  | 11/16/19 0:00  | 12/20/19           | 12/20/19 | 34.5      |
| 1122     | 1             | 5100047036          | 2000014757        | O&M Supplier 130 | 11/20/19     | 46,067.17         | KD362991  | 847.75    | 11/01/19          | 11/30/19        | 30.0            | 11/16/19 0:00  | 11/16/19 0:00  | 12/20/19           | 12/20/19 | 34.5      |
| 1123     | 1             | 5100047036          | 2000014757        | O&M Supplier 130 | 11/20/19     | 46,067.17         | KD362991  | 1,196.82  | 11/01/19          | 11/30/19        | 30.0            | 11/16/19 0:00  | 11/16/19 0:00  | 12/20/19           | 12/20/19 | 34.5      |
| 1124     | 1             | 5100047036          | 2000014757        | O&M Supplier 130 | 11/20/19     | 46,067.17         | KD362991  | 3,989.41  | 11/01/19          | 11/30/19        | 30.0            | 11/16/19 0:00  | 11/16/19 0:00  | 12/20/19           | 12/20/19 | 34.5      |
| 1125     | 1             | 5100047036          | 2000014757        | O&M Supplier 130 | 11/20/19     | 46,067.17         | KD362991  | 1,645.64  | 11/01/19          | 11/30/19        | 30.0            | 11/16/19 0:00  | 11/16/19 0:00  | 12/20/19           | 12/20/19 | 34.5      |
| 1126     | 1             | 5100047036          | 2000014757        | O&M Supplier 130 | 11/20/19     | 46,067.17         | KD362991  | 897.62    | 11/01/19          | 11/30/19        | 30.0            | 11/16/19 0:00  | 11/16/19 0:00  | 12/20/19           | 12/20/19 | 34.5      |
| 1127     | 1             | 5100047036          | 2000014757        | O&M Supplier 130 | 11/20/19     | 46,067.17         | KD362991  | 847.75    | 11/01/19          | 11/30/19        | 30.0            | 11/16/19 0:00  | 11/16/19 0:00  | 12/20/19           | 12/20/19 | 34.5      |
| 1128     | 1             | 5100047036          | 2000014757        | O&M Supplier 130 | 11/20/19     | 46,067.17         | KD362991  | 2,493.39  | 11/01/19          | 11/30/19        | 30.0            | 11/16/19 0:00  | 11/16/19 0:00  | 12/20/19           | 12/20/19 | 34.5      |
| 1129     | 1             | 5100047036          | 2000014757        | O&M Supplier 130 | 11/20/19     | 46,067.17         | KD362991  | 648.28    | 11/01/19          | 11/30/19        | 30.0            | 11/16/19 0:00  | 11/16/19 0:00  | 12/20/19           | 12/20/19 | 34.5      |
| 1130     | 1             | 5100046690          | 2000014757        | O&M Supplier 130 | 11/22/19     | 66,064.90         | SV363954  | 71,515.25 | 10/02/19          | 12/31/19        | 51.0            | 10/27/19 12:00 | 10/27/19 12:00 | 12/20/19           | 12/02/19 | 54.0      |
| 1131     | 1             | 5100045763          | 2000000359        | O&M Supplier 130 | 12/12/19     | 46,067.17         | KD121219D | 10,472.22 | 12/01/19          | 12/31/19        | 31.0            | 12/16/19 12:00 | 12/16/19 12:00 | 01/10/20           | 01/11/20 | 26.0      |
| 1132     | 1             | 5100045763          | 2000000359        | O&M Supplier 130 | 12/12/19     | 46,067.17         | KD121219D | 1,146.95  | 12/01/19          | 12/31/19        | 31.0            | 12/16/19 12:00 | 12/16/19 12:00 | 01/10/20           | 01/11/20 | 26.0      |
| 1133     | 1             | 5100045763          | 2000000359        | O&M Supplier 130 | 12/12/19     | 46,067.17         | KD121219D | 2,942.19  | 12/01/19          | 12/31/19        | 31.0            | 12/16/19 12:00 | 12/16/19 12:00 | 01/10/20           | 01/11/20 | 26.0      |
| 1134     | 1             | 5100045763          | 2000000359        | O&M Supplier 130 | 12/12/19     | 46,067.17         | KD121219D | 4,887.03  | 12/01/19          | 12/31/19        | 31.0            | 12/16/19 12:00 | 12/16/19 12:00 | 01/10/20           | 01/11/20 | 26.0      |
| 1135     | 1             | 5100045763          | 2000000359        | O&M Supplier 130 | 12/12/19     | 46,067.17         | KD121219D | 2,393.65  | 12/01/19          | 12/31/19        | 31.0            | 12/16/19 12:00 | 12/16/19 12:00 | 01/10/20           | 01/11/20 | 26.0      |
| 1136     | 1             | 5100045763          | 2000000359        | O&M Supplier 130 | 12/12/19     | 46,067.17         | KD121219D | 698.15    | 12/01/19          | 12/31/19        | 31.0            | 12/16/19 12:00 | 12/16/19 12:00 | 01/10/20           | 01/11/20 | 26.0      |
| 1137     | 1             | 5100045763          | 2000000359        | O&M Supplier 130 | 12/12/19     | 46,067.17         | KD121219D | 2,892.33  | 12/01/19          | 12/31/19        | 31.0            | 12/16/19 12:00 | 12/16/19 12:00 | 01/10/20           | 01/11/20 | 26.0      |
| 1138     | 1             | 5100045763          | 2000000359        | O&M Supplier 130 | 12/12/19     | 46,067.17         | KD121219D | 1,196.82  | 12/01/19          | 12/31/19        | 31.0            | 12/16/19 12:00 | 12/16/19 12:00 | 01/10/20           | 01/11/20 | 26.0      |
| 1139     | 1             | 5100045763          | 2000000359        | O&M Supplier 130 | 12/12/19     | 46,067.17         | KD121219D | 2,094.44  | 12/01/19          | 12/31/19        | 31.0            | 12/16/19 12:00 | 12/16/19 12:00 | 01/10/20           | 01/11/20 | 26.0      |
| 1140     | 1             | 5100045763          | 2000000359        | O&M Supplier 130 | 12/12/19     | 46,067.17         | KD121219D | 3,141.66  | 12/01/19          | 12/31/19        | 31.0            | 12/16/19 12:00 | 12/16/19 12:00 | 01/10/20           | 01/11/20 | 26.0      |
| 1141     | 1             | 5100045763          | 2000000359        | O&M Supplier 130 | 12/12/19     | 46,067.17         | KD121219D | 598.42    | 12/01/19          | 12/31/19        | 31.0            | 12/16/19 12:00 | 12/16/19 12:00 | 01/10/20           | 01/11/20 | 26.0      |
| 1142     | 1             | 5100045763          | 2000000359        | O&M Supplier 130 | 12/12/19     | 46,067.17         | KD121219D | 498.70    | 12/01/19          | 12/31/19        | 31.0            | 12/16/19 12:00 | 12/16/19 12:00 | 01/10/20           | 01/11/20 | 26.0      |
| 1143     | 1             | 5100045763          | 2000000359        | O&M Supplier 130 | 12/12/19     | 46,067.17         | KD121219D | 1,047.22  | 12/01/19          | 12/31/19        | 31.0            | 12/16/19 12:00 | 12/16/19 12:00 | 01/10/20           | 01/11/20 | 26.0      |
| 1144     | 1             | 5100045763          | 2000000359        | O&M Supplier 130 | 12/12/19     | 46,067.17         | KD121219D | 548.55    | 12/01/19          | 12/31/19        | 31.0            | 12/16/19 12:00 | 12/16/19 12:00 | 01/10/20           | 01/11/20 | 26.0      |
| 1145     | 1             | 5100045763          | 2000000359        | O&M Supplier 130 | 12/12/19     | 46,067.17         | KD121219D | 548.55    | 12/01/19          | 12/31/19        | 31.0            | 12/16/19 12:00 | 12/16/19 12:00 | 01/10/20           | 01/11/20 | 26.0      |
| 1146     | 1             | 5100045763          | 2000000359        | O&M Supplier 130 | 12/12/19     | 46,067.17         | KD121219D | 548.55    | 12/01/19          | 12/31/19        | 31.0            | 12/16/19 12:00 | 12/16/19 12:00 | 01/10/20           | 01/11/20 | 26.0      |
| 1147     | 1             | 5100045763          | 2000000359        | O&M Supplier 130 | 12/12/19     | 46,067.17         | KD121219D | 847.75    | 12/01/19          | 12/31/19        | 31.0            | 12/16/19 12:00 | 12/16/19 12:00 | 01/10/20           | 01/11/20 | 26.0      |
| 1148     | 1             | 5100045763          | 2000000359        | O&M Supplier 130 | 12/12/19     | 46,067.17         | KD121219D | 797.88    | 12/01/19          | 12/31/19        | 31.0            | 12/16/19 12:00 | 12/16/19 12:00 | 01/10/20           | 01/11/20 | 26.0      |
| 1149     | 1             | 5100045763          | 2000000359        | O&M Supplier 130 | 12/12/19     | 46,067.17         | KD121219D | 847.75    | 12/01/19          | 12/31/19        | 31.0            | 12/16/19 12:00 | 12/16/19 12:00 | 01/10/20           | 01/11/20 | 26.0      |
| 1150     | 1             | 5100045763          | 2000000359        | O&M Supplier 130 | 12/12/19     | 46,067.17         | KD121219D | 1,196.82  | 12/01/19          | 12/31/19        | 31.0            | 12/16/19 12:00 | 12/16/19 12:00 | 01/10/20           | 01/11/20 | 26.0      |
| 1151     | 1             | 5100045763          | 2000000359        | O&M Supplier 130 | 12/12/19     | 46,067.17         | KD121219D | 3,989.41  | 12/01/19          | 12/31/19        | 31.0            | 12/16/19 12:00 | 12/16/19 12:00 | 01/10/20           | 01/11/20 | 26.0      |
| 1152     | 1             | 5100045763          | 2000000359        | O&M Supplier 130 | 12/12/19     | 46,067.17         | KD121219D | 1,645.64  | 12/01/19          | 12/31/19        | 31.0            | 12/16/19 12:00 | 12/16/19 12:00 | 01/10/20           | 01/11/20 | 26.0      |
| 1153     | 1             | 5100045763          | 2000000359        | O&M Supplier 130 | 12/12/19     | 46,067.17         | KD121219D | 897.62    | 12/01/19          | 12/31/19        | 31.0            | 12/16/19 12:00 | 12/16/19 12:00 | 01/10/20           | 01/11/20 | 26.0      |
| 1154     | 1             | 5100045763          | 2000000359        | O&M Supplier 130 | 12/12/19     | 46,067.17         | KD121219D | 847.75    | 12/01/19          | 12/31/19        | 31.0            | 12/16/19 12:00 | 12/16/19 12:00 | 01/10/20           | 01/11/20 | 26.0      |
| 1155     | 1             | 5100045763          | 2000000359        | O&M Supplier 130 | 12/12/19     | 46,067.17         | KD121219D | 2,493.39  | 12/01/19          | 12/31/19        | 31.0            | 12/16/19 12:00 | 12/16/19 12:00 | 01/10/20           | 01/11/20 | 26.0      |
| 1156     | 1             | 5100045763          | 2000000359        | O&M Supplier 130 | 12/12/19     | 46,067.17         | KD121219D | 648.28    | 12/01/19          | 12/31/19        | 31.0            | 12/16/19 12:00 | 12/16/19 12:00 | 01/10/20           | 01/11/20 | 26.0      |
| 1157     | 2             | 5100001618          | 2000002123        | O&M Supplier 130 | 01/14/20     | 3,450.00          | SV367998  | 1,867.31  | 12/09/19          | 12/11/19        | 3.0             | 12/10/19 12:00 | 12/10/19 12:00 | 02/13/20           | 01/24/20 | 65.0      |
| 1158     | 1             | 5100001902          | 2000002339        | O&M Supplier 130 | 01/20/20     | 46,067.17         | KD368456  | 10,472.22 | 01/01/20          | 01/31/20        | 31.0            | 1/16/20 12:00  | 1/16/20 12:00  | 02/19/20           | 02/19/20 | 34.0      |
| 1159     | 1             | 5100001902          | 2000002339        | O&M Supplier 130 | 01/20/20     | 46,067.17         | KD368456  | 1,146.95  | 01/01/20          | 01/31/20        | 31.0            | 1/16/20 12:00  | 1/16/20 12:00  | 02/19/20           | 02/19/20 | 34.0      |
| 1160     | 1             | 5100001902          | 2000002339        | O&M Supplier 130 | 01/20/20     | 46,067.17         | KD368456  | 2,942.19  | 01/01/20          | 01/31/20        | 31.0            | 1/16/20 12:00  | 1/16/20 12:00  | 02/19/20           | 02/19/20 | 34.0      |

Southwestern Public Service Company - Texas  
Operations & Maintenance Sample  
12 Months Ended June 30, 2020

| Line No. | Census Sample | Accounting Document | Clearing Document | Description      | Invoice Date | Invoice Amount \$ | InvoiceNo | Amount \$ | From Service Date | To Service Date | Days of Service | Midpoint Date | Midpoint Date | Payment Clear Date | Due Date | Lead Days |
|----------|---------------|---------------------|-------------------|------------------|--------------|-------------------|-----------|-----------|-------------------|-----------------|-----------------|---------------|---------------|--------------------|----------|-----------|
| 1161     | 1             | 5100001902          | 2000002339        | O&M Supplier 130 | 01/20/20     | 46,067.17         | KD368456  | 4,887.03  | 01/01/20          | 01/31/20        | 31.0            | 15.5          | 1/16/20 12:00 | 02/19/20           | 02/19/20 | 34.0      |
| 1162     | 1             | 5100001902          | 2000002339        | O&M Supplier 130 | 01/20/20     | 46,067.17         | KD368456  | 2,393.65  | 01/01/20          | 01/31/20        | 31.0            | 15.5          | 1/16/20 12:00 | 02/19/20           | 02/19/20 | 34.0      |
| 1163     | 1             | 5100001902          | 2000002339        | O&M Supplier 130 | 01/20/20     | 46,067.17         | KD368456  | 698.15    | 01/01/20          | 01/31/20        | 31.0            | 15.5          | 1/16/20 12:00 | 02/19/20           | 02/19/20 | 34.0      |
| 1164     | 1             | 5100001902          | 2000002339        | O&M Supplier 130 | 01/20/20     | 46,067.17         | KD368456  | 2,892.33  | 01/01/20          | 01/31/20        | 31.0            | 15.5          | 1/16/20 12:00 | 02/19/20           | 02/19/20 | 34.0      |
| 1165     | 1             | 5100001902          | 2000002339        | O&M Supplier 130 | 01/20/20     | 46,067.17         | KD368456  | 1,196.82  | 01/01/20          | 01/31/20        | 31.0            | 15.5          | 1/16/20 12:00 | 02/19/20           | 02/19/20 | 34.0      |
| 1166     | 1             | 5100001902          | 2000002339        | O&M Supplier 130 | 01/20/20     | 46,067.17         | KD368456  | 2,094.44  | 01/01/20          | 01/31/20        | 31.0            | 15.5          | 1/16/20 12:00 | 02/19/20           | 02/19/20 | 34.0      |
| 1167     | 1             | 5100001902          | 2000002339        | O&M Supplier 130 | 01/20/20     | 46,067.17         | KD368456  | 3,141.66  | 01/01/20          | 01/31/20        | 31.0            | 15.5          | 1/16/20 12:00 | 02/19/20           | 02/19/20 | 34.0      |
| 1168     | 1             | 5100001902          | 2000002339        | O&M Supplier 130 | 01/20/20     | 46,067.17         | KD368456  | 598.42    | 01/01/20          | 01/31/20        | 31.0            | 15.5          | 1/16/20 12:00 | 02/19/20           | 02/19/20 | 34.0      |
| 1169     | 1             | 5100001902          | 2000002339        | O&M Supplier 130 | 01/20/20     | 46,067.17         | KD368456  | 498.70    | 01/01/20          | 01/31/20        | 31.0            | 15.5          | 1/16/20 12:00 | 02/19/20           | 02/19/20 | 34.0      |
| 1170     | 1             | 5100001902          | 2000002339        | O&M Supplier 130 | 01/20/20     | 46,067.17         | KD368456  | 1,047.22  | 01/01/20          | 01/31/20        | 31.0            | 15.5          | 1/16/20 12:00 | 02/19/20           | 02/19/20 | 34.0      |
| 1171     | 1             | 5100001902          | 2000002339        | O&M Supplier 130 | 01/20/20     | 46,067.17         | KD368456  | 548.55    | 01/01/20          | 01/31/20        | 31.0            | 15.5          | 1/16/20 12:00 | 02/19/20           | 02/19/20 | 34.0      |
| 1172     | 1             | 5100001902          | 2000002339        | O&M Supplier 130 | 01/20/20     | 46,067.17         | KD368456  | 548.55    | 01/01/20          | 01/31/20        | 31.0            | 15.5          | 1/16/20 12:00 | 02/19/20           | 02/19/20 | 34.0      |
| 1173     | 1             | 5100001902          | 2000002339        | O&M Supplier 130 | 01/20/20     | 46,067.17         | KD368456  | 548.55    | 01/01/20          | 01/31/20        | 31.0            | 15.5          | 1/16/20 12:00 | 02/19/20           | 02/19/20 | 34.0      |
| 1174     | 1             | 5100001902          | 2000002339        | O&M Supplier 130 | 01/20/20     | 46,067.17         | KD368456  | 847.75    | 01/01/20          | 01/31/20        | 31.0            | 15.5          | 1/16/20 12:00 | 02/19/20           | 02/19/20 | 34.0      |
| 1175     | 1             | 5100001902          | 2000002339        | O&M Supplier 130 | 01/20/20     | 46,067.17         | KD368456  | 797.88    | 01/01/20          | 01/31/20        | 31.0            | 15.5          | 1/16/20 12:00 | 02/19/20           | 02/19/20 | 34.0      |
| 1176     | 1             | 5100001902          | 2000002339        | O&M Supplier 130 | 01/20/20     | 46,067.17         | KD368456  | 847.75    | 01/01/20          | 01/31/20        | 31.0            | 15.5          | 1/16/20 12:00 | 02/19/20           | 02/19/20 | 34.0      |
| 1177     | 1             | 5100001902          | 2000002339        | O&M Supplier 130 | 01/20/20     | 46,067.17         | KD368456  | 1,196.82  | 01/01/20          | 01/31/20        | 31.0            | 15.5          | 1/16/20 12:00 | 02/19/20           | 02/19/20 | 34.0      |
| 1178     | 1             | 5100001902          | 2000002339        | O&M Supplier 130 | 01/20/20     | 46,067.17         | KD368456  | 3,989.41  | 01/01/20          | 01/31/20        | 31.0            | 15.5          | 1/16/20 12:00 | 02/19/20           | 02/19/20 | 34.0      |
| 1179     | 1             | 5100001902          | 2000002339        | O&M Supplier 130 | 01/20/20     | 46,067.17         | KD368456  | 1,645.64  | 01/01/20          | 01/31/20        | 31.0            | 15.5          | 1/16/20 12:00 | 02/19/20           | 02/19/20 | 34.0      |
| 1180     | 1             | 5100001902          | 2000002339        | O&M Supplier 130 | 01/20/20     | 46,067.17         | KD368456  | 897.62    | 01/01/20          | 01/31/20        | 31.0            | 15.5          | 1/16/20 12:00 | 02/19/20           | 02/19/20 | 34.0      |
| 1181     | 1             | 5100001902          | 2000002339        | O&M Supplier 130 | 01/20/20     | 46,067.17         | KD368456  | 847.75    | 01/01/20          | 01/31/20        | 31.0            | 15.5          | 1/16/20 12:00 | 02/19/20           | 02/19/20 | 34.0      |
| 1182     | 1             | 5100001902          | 2000002339        | O&M Supplier 130 | 01/20/20     | 46,067.17         | KD368456  | 2,493.39  | 01/01/20          | 01/31/20        | 31.0            | 15.5          | 1/16/20 12:00 | 02/19/20           | 02/19/20 | 34.0      |
| 1183     | 1             | 5100001902          | 2000002339        | O&M Supplier 130 | 01/20/20     | 46,067.17         | KD368456  | 648.28    | 01/01/20          | 01/31/20        | 31.0            | 15.5          | 1/16/20 12:00 | 02/19/20           | 02/19/20 | 34.0      |
| 1184     | 2             | 5100005744          | 2000003359        | O&M Supplier 130 | 02/14/20     | 113.85            | SV370576  | 123.24    | 01/28/20          | 01/28/20        | 1.0             | 0.5           | 1/28/20 12:00 | 03/13/20           | 03/15/20 | 47.0      |
| 1185     | 1             | 5100005996          | 2000003645        | O&M Supplier 130 | 02/20/20     | 46,067.17         | KD370905  | 10,472.22 | 02/01/20          | 02/29/20        | 29.0            | 14.5          | 2/15/20 12:00 | 03/20/20           | 03/21/20 | 35.0      |
| 1186     | 1             | 5100005996          | 2000003645        | O&M Supplier 130 | 02/20/20     | 46,067.17         | KD370905  | 1,146.95  | 02/01/20          | 02/29/20        | 29.0            | 14.5          | 2/15/20 12:00 | 03/20/20           | 03/21/20 | 35.0      |
| 1187     | 1             | 5100005996          | 2000003645        | O&M Supplier 130 | 02/20/20     | 46,067.17         | KD370905  | 2,942.19  | 02/01/20          | 02/29/20        | 29.0            | 14.5          | 2/15/20 12:00 | 03/20/20           | 03/21/20 | 35.0      |
| 1188     | 1             | 5100005996          | 2000003645        | O&M Supplier 130 | 02/20/20     | 46,067.17         | KD370905  | 4,887.03  | 02/01/20          | 02/29/20        | 29.0            | 14.5          | 2/15/20 12:00 | 03/20/20           | 03/21/20 | 35.0      |
| 1189     | 1             | 5100005996          | 2000003645        | O&M Supplier 130 | 02/20/20     | 46,067.17         | KD370905  | 2,393.65  | 02/01/20          | 02/29/20        | 29.0            | 14.5          | 2/15/20 12:00 | 03/20/20           | 03/21/20 | 35.0      |
| 1190     | 1             | 5100005996          | 2000003645        | O&M Supplier 130 | 02/20/20     | 46,067.17         | KD370905  | 698.15    | 02/01/20          | 02/29/20        | 29.0            | 14.5          | 2/15/20 12:00 | 03/20/20           | 03/21/20 | 35.0      |
| 1191     | 1             | 5100005996          | 2000003645        | O&M Supplier 130 | 02/20/20     | 46,067.17         | KD370905  | 2,892.33  | 02/01/20          | 02/29/20        | 29.0            | 14.5          | 2/15/20 12:00 | 03/20/20           | 03/21/20 | 35.0      |
| 1192     | 1             | 5100005996          | 2000003645        | O&M Supplier 130 | 02/20/20     | 46,067.17         | KD370905  | 1,196.82  | 02/01/20          | 02/29/20        | 29.0            | 14.5          | 2/15/20 12:00 | 03/20/20           | 03/21/20 | 35.0      |
| 1193     | 1             | 5100005996          | 2000003645        | O&M Supplier 130 | 02/20/20     | 46,067.17         | KD370905  | 2,094.44  | 02/01/20          | 02/29/20        | 29.0            | 14.5          | 2/15/20 12:00 | 03/20/20           | 03/21/20 | 35.0      |
| 1194     | 1             | 5100005996          | 2000003645        | O&M Supplier 130 | 02/20/20     | 46,067.17         | KD370905  | 3,141.66  | 02/01/20          | 02/29/20        | 29.0            | 14.5          | 2/15/20 12:00 | 03/20/20           | 03/21/20 | 35.0      |
| 1195     | 1             | 5100005996          | 2000003645        | O&M Supplier 130 | 02/20/20     | 46,067.17         | KD370905  | 598.42    | 02/01/20          | 02/29/20        | 29.0            | 14.5          | 2/15/20 12:00 | 03/20/20           | 03/21/20 | 35.0      |
| 1196     | 1             | 5100005996          | 2000003645        | O&M Supplier 130 | 02/20/20     | 46,067.17         | KD370905  | 498.70    | 02/01/20          | 02/29/20        | 29.0            | 14.5          | 2/15/20 12:00 | 03/20/20           | 03/21/20 | 35.0      |
| 1197     | 1             | 5100005996          | 2000003645        | O&M Supplier 130 | 02/20/20     | 46,067.17         | KD370905  | 1,047.22  | 02/01/20          | 02/29/20        | 29.0            | 14.5          | 2/15/20 12:00 | 03/20/20           | 03/21/20 | 35.0      |
| 1198     | 1             | 5100005996          | 2000003645        | O&M Supplier 130 | 02/20/20     | 46,067.17         | KD370905  | 548.55    | 02/01/20          | 02/29/20        | 29.0            | 14.5          | 2/15/20 12:00 | 03/20/20           | 03/21/20 | 35.0      |
| 1199     | 1             | 5100005996          | 2000003645        | O&M Supplier 130 | 02/20/20     | 46,067.17         | KD370905  | 548.55    | 02/01/20          | 02/29/20        | 29.0            | 14.5          | 2/15/20 12:00 | 03/20/20           | 03/21/20 | 35.0      |
| 1200     | 1             | 5100005996          | 2000003645        | O&M Supplier 130 | 02/20/20     | 46,067.17         | KD370905  | 548.55    | 02/01/20          | 02/29/20        | 29.0            | 14.5          | 2/15/20 12:00 | 03/20/20           | 03/21/20 | 35.0      |

Southwestern Public Service Company - Texas  
Operations & Maintenance Sample  
12 Months Ended June 30, 2020

| Line No. | Census Sample | Accounting Document | Clearing Document | Description      | Invoice Date | Invoice Amount \$ | InvoiceNo | Amount \$ | From Service Date | To Service Date | Days of Service | Midpoint Days | Midpoint Date | Payment Clear Date | Due Date | Lead Days |
|----------|---------------|---------------------|-------------------|------------------|--------------|-------------------|-----------|-----------|-------------------|-----------------|-----------------|---------------|---------------|--------------------|----------|-----------|
| 1201     | 1             | 5100005996          | 2000003645        | O&M Supplier 130 | 02/20/20     | 46,067.17         | KD370905  | 847.75    | 02/01/20          | 02/29/20        | 29.0            | 14.5          | 2/15/20 12:00 | 03/20/20           | 03/21/20 | 35.0      |
| 1202     | 1             | 5100005996          | 2000003645        | O&M Supplier 130 | 02/20/20     | 46,067.17         | KD370905  | 797.88    | 02/01/20          | 02/29/20        | 29.0            | 14.5          | 2/15/20 12:00 | 03/20/20           | 03/21/20 | 35.0      |
| 1203     | 1             | 5100005996          | 2000003645        | O&M Supplier 130 | 02/20/20     | 46,067.17         | KD370905  | 847.75    | 02/01/20          | 02/29/20        | 29.0            | 14.5          | 2/15/20 12:00 | 03/20/20           | 03/21/20 | 35.0      |
| 1204     | 1             | 5100005996          | 2000003645        | O&M Supplier 130 | 02/20/20     | 46,067.17         | KD370905  | 1,196.82  | 02/01/20          | 02/29/20        | 29.0            | 14.5          | 2/15/20 12:00 | 03/20/20           | 03/21/20 | 35.0      |
| 1205     | 1             | 5100005996          | 2000003645        | O&M Supplier 130 | 02/20/20     | 46,067.17         | KD370905  | 3,989.41  | 02/01/20          | 02/29/20        | 29.0            | 14.5          | 2/15/20 12:00 | 03/20/20           | 03/21/20 | 35.0      |
| 1206     | 1             | 5100005996          | 2000003645        | O&M Supplier 130 | 02/20/20     | 46,067.17         | KD370905  | 1,645.64  | 02/01/20          | 02/29/20        | 29.0            | 14.5          | 2/15/20 12:00 | 03/20/20           | 03/21/20 | 35.0      |
| 1207     | 1             | 5100005996          | 2000003645        | O&M Supplier 130 | 02/20/20     | 46,067.17         | KD370905  | 897.62    | 02/01/20          | 02/29/20        | 29.0            | 14.5          | 2/15/20 12:00 | 03/20/20           | 03/21/20 | 35.0      |
| 1208     | 1             | 5100005996          | 2000003645        | O&M Supplier 130 | 02/20/20     | 46,067.17         | KD370905  | 847.75    | 02/01/20          | 02/29/20        | 29.0            | 14.5          | 2/15/20 12:00 | 03/20/20           | 03/21/20 | 35.0      |
| 1209     | 1             | 5100005996          | 2000003645        | O&M Supplier 130 | 02/20/20     | 46,067.17         | KD370905  | 2,493.39  | 02/01/20          | 02/29/20        | 29.0            | 14.5          | 2/15/20 12:00 | 03/20/20           | 03/21/20 | 35.0      |
| 1210     | 1             | 5100005996          | 2000003645        | O&M Supplier 130 | 02/20/20     | 46,067.17         | KD370905  | 648.28    | 02/01/20          | 02/29/20        | 29.0            | 14.5          | 2/15/20 12:00 | 03/20/20           | 03/21/20 | 35.0      |
| 1211     | 2             | 5100007475          | 2000004130        | O&M Supplier 130 | 03/06/20     | 202.82            | SV372578  | 101.41    | 01/17/20          | 01/17/20        | 1.0             | 0.5           | 1/17/20 12:00 | 04/03/20           | 04/05/20 | 79.0      |
| 1212     | 1             | 5100010930          | 2000004569        | O&M Supplier 130 | 03/20/20     | 46,067.17         | DW373209  | 10,472.22 | 03/01/20          | 03/31/20        | 31.0            | 15.5          | 3/16/20 12:00 | 04/17/20           | 04/19/20 | 34.0      |
| 1213     | 1             | 5100010930          | 2000004569        | O&M Supplier 130 | 03/20/20     | 46,067.17         | DW373209  | 1,146.95  | 03/01/20          | 03/31/20        | 31.0            | 15.5          | 3/16/20 12:00 | 04/17/20           | 04/19/20 | 34.0      |
| 1214     | 1             | 5100010930          | 2000004569        | O&M Supplier 130 | 03/20/20     | 46,067.17         | DW373209  | 2,942.19  | 03/01/20          | 03/31/20        | 31.0            | 15.5          | 3/16/20 12:00 | 04/17/20           | 04/19/20 | 34.0      |
| 1215     | 1             | 5100010930          | 2000004569        | O&M Supplier 130 | 03/20/20     | 46,067.17         | DW373209  | 4,887.03  | 03/01/20          | 03/31/20        | 31.0            | 15.5          | 3/16/20 12:00 | 04/17/20           | 04/19/20 | 34.0      |
| 1216     | 1             | 5100010930          | 2000004569        | O&M Supplier 130 | 03/20/20     | 46,067.17         | DW373209  | 2,393.65  | 03/01/20          | 03/31/20        | 31.0            | 15.5          | 3/16/20 12:00 | 04/17/20           | 04/19/20 | 34.0      |
| 1217     | 1             | 5100010930          | 2000004569        | O&M Supplier 130 | 03/20/20     | 46,067.17         | DW373209  | 698.15    | 03/01/20          | 03/31/20        | 31.0            | 15.5          | 3/16/20 12:00 | 04/17/20           | 04/19/20 | 34.0      |
| 1218     | 1             | 5100010930          | 2000004569        | O&M Supplier 130 | 03/20/20     | 46,067.17         | DW373209  | 2,892.33  | 03/01/20          | 03/31/20        | 31.0            | 15.5          | 3/16/20 12:00 | 04/17/20           | 04/19/20 | 34.0      |
| 1219     | 1             | 5100010930          | 2000004569        | O&M Supplier 130 | 03/20/20     | 46,067.17         | DW373209  | 1,196.82  | 03/01/20          | 03/31/20        | 31.0            | 15.5          | 3/16/20 12:00 | 04/17/20           | 04/19/20 | 34.0      |
| 1220     | 1             | 5100010930          | 2000004569        | O&M Supplier 130 | 03/20/20     | 46,067.17         | DW373209  | 2,094.44  | 03/01/20          | 03/31/20        | 31.0            | 15.5          | 3/16/20 12:00 | 04/17/20           | 04/19/20 | 34.0      |
| 1221     | 1             | 5100010930          | 2000004569        | O&M Supplier 130 | 03/20/20     | 46,067.17         | DW373209  | 3,141.66  | 03/01/20          | 03/31/20        | 31.0            | 15.5          | 3/16/20 12:00 | 04/17/20           | 04/19/20 | 34.0      |
| 1222     | 1             | 5100010930          | 2000004569        | O&M Supplier 130 | 03/20/20     | 46,067.17         | DW373209  | 598.42    | 03/01/20          | 03/31/20        | 31.0            | 15.5          | 3/16/20 12:00 | 04/17/20           | 04/19/20 | 34.0      |
| 1223     | 1             | 5100010930          | 2000004569        | O&M Supplier 130 | 03/20/20     | 46,067.17         | DW373209  | 498.70    | 03/01/20          | 03/31/20        | 31.0            | 15.5          | 3/16/20 12:00 | 04/17/20           | 04/19/20 | 34.0      |
| 1224     | 1             | 5100010930          | 2000004569        | O&M Supplier 130 | 03/20/20     | 46,067.17         | DW373209  | 1,047.22  | 03/01/20          | 03/31/20        | 31.0            | 15.5          | 3/16/20 12:00 | 04/17/20           | 04/19/20 | 34.0      |
| 1225     | 1             | 5100010930          | 2000004569        | O&M Supplier 130 | 03/20/20     | 46,067.17         | DW373209  | 548.55    | 03/01/20          | 03/31/20        | 31.0            | 15.5          | 3/16/20 12:00 | 04/17/20           | 04/19/20 | 34.0      |
| 1226     | 1             | 5100010930          | 2000004569        | O&M Supplier 130 | 03/20/20     | 46,067.17         | DW373209  | 548.55    | 03/01/20          | 03/31/20        | 31.0            | 15.5          | 3/16/20 12:00 | 04/17/20           | 04/19/20 | 34.0      |
| 1227     | 1             | 5100010930          | 2000004569        | O&M Supplier 130 | 03/20/20     | 46,067.17         | DW373209  | 548.55    | 03/01/20          | 03/31/20        | 31.0            | 15.5          | 3/16/20 12:00 | 04/17/20           | 04/19/20 | 34.0      |
| 1228     | 1             | 5100010930          | 2000004569        | O&M Supplier 130 | 03/20/20     | 46,067.17         | DW373209  | 847.75    | 03/01/20          | 03/31/20        | 31.0            | 15.5          | 3/16/20 12:00 | 04/17/20           | 04/19/20 | 34.0      |
| 1229     | 1             | 5100010930          | 2000004569        | O&M Supplier 130 | 03/20/20     | 46,067.17         | DW373209  | 797.88    | 03/01/20          | 03/31/20        | 31.0            | 15.5          | 3/16/20 12:00 | 04/17/20           | 04/19/20 | 34.0      |
| 1230     | 1             | 5100010930          | 2000004569        | O&M Supplier 130 | 03/20/20     | 46,067.17         | DW373209  | 847.75    | 03/01/20          | 03/31/20        | 31.0            | 15.5          | 3/16/20 12:00 | 04/17/20           | 04/19/20 | 34.0      |
| 1231     | 1             | 5100010930          | 2000004569        | O&M Supplier 130 | 03/20/20     | 46,067.17         | DW373209  | 1,196.82  | 03/01/20          | 03/31/20        | 31.0            | 15.5          | 3/16/20 12:00 | 04/17/20           | 04/19/20 | 34.0      |
| 1232     | 1             | 5100010930          | 2000004569        | O&M Supplier 130 | 03/20/20     | 46,067.17         | DW373209  | 3,989.41  | 03/01/20          | 03/31/20        | 31.0            | 15.5          | 3/16/20 12:00 | 04/17/20           | 04/19/20 | 34.0      |
| 1233     | 1             | 5100010930          | 2000004569        | O&M Supplier 130 | 03/20/20     | 46,067.17         | DW373209  | 1,645.64  | 03/01/20          | 03/31/20        | 31.0            | 15.5          | 3/16/20 12:00 | 04/17/20           | 04/19/20 | 34.0      |
| 1234     | 1             | 5100010930          | 2000004569        | O&M Supplier 130 | 03/20/20     | 46,067.17         | DW373209  | 897.62    | 03/01/20          | 03/31/20        | 31.0            | 15.5          | 3/16/20 12:00 | 04/17/20           | 04/19/20 | 34.0      |
| 1235     | 1             | 5100010930          | 2000004569        | O&M Supplier 130 | 03/20/20     | 46,067.17         | DW373209  | 847.75    | 03/01/20          | 03/31/20        | 31.0            | 15.5          | 3/16/20 12:00 | 04/17/20           | 04/19/20 | 34.0      |
| 1236     | 1             | 5100010930          | 2000004569        | O&M Supplier 130 | 03/20/20     | 46,067.17         | DW373209  | 2,493.39  | 03/01/20          | 03/31/20        | 31.0            | 15.5          | 3/16/20 12:00 | 04/17/20           | 04/19/20 | 34.0      |
| 1237     | 1             | 5100010930          | 2000004569        | O&M Supplier 130 | 03/20/20     | 46,067.17         | DW373209  | 648.28    | 03/01/20          | 03/31/20        | 31.0            | 15.5          | 3/16/20 12:00 | 04/17/20           | 04/19/20 | 34.0      |
| 1238     | 1             | 5100010518          | 2000004889        | O&M Supplier 130 | 03/25/20     | 45,562.00         | SV374211  | 49,320.87 | 02/27/20          | 03/11/20        | 14.0            | 7.0           | 3/5/20 0:00   | 04/24/20           | 04/04/20 | 50.5      |
| 1239     | 1             | 5100014644          | 2000006097        | O&M Supplier 130 | 04/17/20     | 46,067.17         | KD375455  | 10,472.22 | 04/01/20          | 04/30/20        | 30.0            | 15.0          | 4/16/20 0:00  | 05/15/20           | 05/17/20 | 31.5      |
| 1240     | 1             | 5100014644          | 2000006097        | O&M Supplier 130 | 04/17/20     | 46,067.17         | KD375455  | 1,146.95  | 04/01/20          | 04/30/20        | 30.0            | 15.0          | 4/16/20 0:00  | 05/15/20           | 05/17/20 | 31.5      |

Southwestern Public Service Company - Texas  
Operations & Maintenance Sample  
12 Months Ended June 30, 2020

| Line No. | Census Sample | Accounting Document | Clearing Document | Description      | Invoice Date | Invoice Amount \$ | InvoiceNo | Amount \$ | From Service Date | To Service Date | Days of Service | Midpoint Date | Midpoint Days | Payment Clear Date | Due Date | Lead Days |
|----------|---------------|---------------------|-------------------|------------------|--------------|-------------------|-----------|-----------|-------------------|-----------------|-----------------|---------------|---------------|--------------------|----------|-----------|
| 1241     | 1             | 5100014644          | 2000006097        | O&M Supplier 130 | 04/17/20     | 46,067.17         | KD375455  | 2,942.19  | 04/01/20          | 04/30/20        | 30.0            | 4/16/20 0:00  | 15.0          | 05/15/20           | 05/17/20 | 31.5      |
| 1242     | 1             | 5100014644          | 2000006097        | O&M Supplier 130 | 04/17/20     | 46,067.17         | KD375455  | 4,887.03  | 04/01/20          | 04/30/20        | 30.0            | 4/16/20 0:00  | 15.0          | 05/15/20           | 05/17/20 | 31.5      |
| 1243     | 1             | 5100014644          | 2000006097        | O&M Supplier 130 | 04/17/20     | 46,067.17         | KD375455  | 2,393.65  | 04/01/20          | 04/30/20        | 30.0            | 4/16/20 0:00  | 15.0          | 05/15/20           | 05/17/20 | 31.5      |
| 1244     | 1             | 5100014644          | 2000006097        | O&M Supplier 130 | 04/17/20     | 46,067.17         | KD375455  | 698.15    | 04/01/20          | 04/30/20        | 30.0            | 4/16/20 0:00  | 15.0          | 05/15/20           | 05/17/20 | 31.5      |
| 1245     | 1             | 5100014644          | 2000006097        | O&M Supplier 130 | 04/17/20     | 46,067.17         | KD375455  | 2,892.33  | 04/01/20          | 04/30/20        | 30.0            | 4/16/20 0:00  | 15.0          | 05/15/20           | 05/17/20 | 31.5      |
| 1246     | 1             | 5100014644          | 2000006097        | O&M Supplier 130 | 04/17/20     | 46,067.17         | KD375455  | 1,196.82  | 04/01/20          | 04/30/20        | 30.0            | 4/16/20 0:00  | 15.0          | 05/15/20           | 05/17/20 | 31.5      |
| 1247     | 1             | 5100014644          | 2000006097        | O&M Supplier 130 | 04/17/20     | 46,067.17         | KD375455  | 2,094.44  | 04/01/20          | 04/30/20        | 30.0            | 4/16/20 0:00  | 15.0          | 05/15/20           | 05/17/20 | 31.5      |
| 1248     | 1             | 5100014644          | 2000006097        | O&M Supplier 130 | 04/17/20     | 46,067.17         | KD375455  | 3,141.66  | 04/01/20          | 04/30/20        | 30.0            | 4/16/20 0:00  | 15.0          | 05/15/20           | 05/17/20 | 31.5      |
| 1249     | 1             | 5100014644          | 2000006097        | O&M Supplier 130 | 04/17/20     | 46,067.17         | KD375455  | 598.42    | 04/01/20          | 04/30/20        | 30.0            | 4/16/20 0:00  | 15.0          | 05/15/20           | 05/17/20 | 31.5      |
| 1250     | 1             | 5100014644          | 2000006097        | O&M Supplier 130 | 04/17/20     | 46,067.17         | KD375455  | 498.70    | 04/01/20          | 04/30/20        | 30.0            | 4/16/20 0:00  | 15.0          | 05/15/20           | 05/17/20 | 31.5      |
| 1251     | 1             | 5100014644          | 2000006097        | O&M Supplier 130 | 04/17/20     | 46,067.17         | KD375455  | 1,047.22  | 04/01/20          | 04/30/20        | 30.0            | 4/16/20 0:00  | 15.0          | 05/15/20           | 05/17/20 | 31.5      |
| 1252     | 1             | 5100014644          | 2000006097        | O&M Supplier 130 | 04/17/20     | 46,067.17         | KD375455  | 548.55    | 04/01/20          | 04/30/20        | 30.0            | 4/16/20 0:00  | 15.0          | 05/15/20           | 05/17/20 | 31.5      |
| 1253     | 1             | 5100014644          | 2000006097        | O&M Supplier 130 | 04/17/20     | 46,067.17         | KD375455  | 548.55    | 04/01/20          | 04/30/20        | 30.0            | 4/16/20 0:00  | 15.0          | 05/15/20           | 05/17/20 | 31.5      |
| 1254     | 1             | 5100014644          | 2000006097        | O&M Supplier 130 | 04/17/20     | 46,067.17         | KD375455  | 548.55    | 04/01/20          | 04/30/20        | 30.0            | 4/16/20 0:00  | 15.0          | 05/15/20           | 05/17/20 | 31.5      |
| 1255     | 1             | 5100014644          | 2000006097        | O&M Supplier 130 | 04/17/20     | 46,067.17         | KD375455  | 847.75    | 04/01/20          | 04/30/20        | 30.0            | 4/16/20 0:00  | 15.0          | 05/15/20           | 05/17/20 | 31.5      |
| 1256     | 1             | 5100014644          | 2000006097        | O&M Supplier 130 | 04/17/20     | 46,067.17         | KD375455  | 797.88    | 04/01/20          | 04/30/20        | 30.0            | 4/16/20 0:00  | 15.0          | 05/15/20           | 05/17/20 | 31.5      |
| 1257     | 1             | 5100014644          | 2000006097        | O&M Supplier 130 | 04/17/20     | 46,067.17         | KD375455  | 847.75    | 04/01/20          | 04/30/20        | 30.0            | 4/16/20 0:00  | 15.0          | 05/15/20           | 05/17/20 | 31.5      |
| 1258     | 1             | 5100014644          | 2000006097        | O&M Supplier 130 | 04/17/20     | 46,067.17         | KD375455  | 1,196.82  | 04/01/20          | 04/30/20        | 30.0            | 4/16/20 0:00  | 15.0          | 05/15/20           | 05/17/20 | 31.5      |
| 1259     | 1             | 5100014644          | 2000006097        | O&M Supplier 130 | 04/17/20     | 46,067.17         | KD375455  | 3,989.41  | 04/01/20          | 04/30/20        | 30.0            | 4/16/20 0:00  | 15.0          | 05/15/20           | 05/17/20 | 31.5      |
| 1260     | 1             | 5100014644          | 2000006097        | O&M Supplier 130 | 04/17/20     | 46,067.17         | KD375455  | 1,645.64  | 04/01/20          | 04/30/20        | 30.0            | 4/16/20 0:00  | 15.0          | 05/15/20           | 05/17/20 | 31.5      |
| 1261     | 1             | 5100014644          | 2000006097        | O&M Supplier 130 | 04/17/20     | 46,067.17         | KD375455  | 897.62    | 04/01/20          | 04/30/20        | 30.0            | 4/16/20 0:00  | 15.0          | 05/15/20           | 05/17/20 | 31.5      |
| 1262     | 1             | 5100014644          | 2000006097        | O&M Supplier 130 | 04/17/20     | 46,067.17         | KD375455  | 847.75    | 04/01/20          | 04/30/20        | 30.0            | 4/16/20 0:00  | 15.0          | 05/15/20           | 05/17/20 | 31.5      |
| 1263     | 1             | 5100014644          | 2000006097        | O&M Supplier 130 | 04/17/20     | 46,067.17         | KD375455  | 2,493.39  | 04/01/20          | 04/30/20        | 30.0            | 4/16/20 0:00  | 15.0          | 05/15/20           | 05/17/20 | 31.5      |
| 1264     | 1             | 5100014644          | 2000006097        | O&M Supplier 130 | 04/17/20     | 46,067.17         | KD375455  | 648.28    | 04/01/20          | 04/30/20        | 30.0            | 4/16/20 0:00  | 15.0          | 05/15/20           | 05/17/20 | 31.5      |
| 1265     | 1             | 5100018144          | 2000007324        | O&M Supplier 130 | 05/18/20     | 46,067.17         | KD377661  | 10,472.20 | 05/01/20          | 05/31/20        | 31.0            | 5/16/20 12:00 | 15.5          | 06/17/20           | 06/17/20 | 32.0      |
| 1266     | 1             | 5100018144          | 2000007324        | O&M Supplier 130 | 05/18/20     | 46,067.17         | KD377661  | 1,146.97  | 05/01/20          | 05/31/20        | 31.0            | 5/16/20 12:00 | 15.5          | 06/17/20           | 06/17/20 | 32.0      |
| 1267     | 1             | 5100018144          | 2000007324        | O&M Supplier 130 | 05/18/20     | 46,067.17         | KD377661  | 2,942.20  | 05/01/20          | 05/31/20        | 31.0            | 5/16/20 12:00 | 15.5          | 06/17/20           | 06/17/20 | 32.0      |
| 1268     | 1             | 5100018144          | 2000007324        | O&M Supplier 130 | 05/18/20     | 46,067.17         | KD377661  | 4,887.03  | 05/01/20          | 05/31/20        | 31.0            | 5/16/20 12:00 | 15.5          | 06/17/20           | 06/17/20 | 32.0      |
| 1269     | 1             | 5100018144          | 2000007324        | O&M Supplier 130 | 05/18/20     | 46,067.17         | KD377661  | 2,393.67  | 05/01/20          | 05/31/20        | 31.0            | 5/16/20 12:00 | 15.5          | 06/17/20           | 06/17/20 | 32.0      |
| 1270     | 1             | 5100018144          | 2000007324        | O&M Supplier 130 | 05/18/20     | 46,067.17         | KD377661  | 698.15    | 05/01/20          | 05/31/20        | 31.0            | 5/16/20 12:00 | 15.5          | 06/17/20           | 06/17/20 | 32.0      |
| 1271     | 1             | 5100018144          | 2000007324        | O&M Supplier 130 | 05/18/20     | 46,067.17         | KD377661  | 2,892.31  | 05/01/20          | 05/31/20        | 31.0            | 5/16/20 12:00 | 15.5          | 06/17/20           | 06/17/20 | 32.0      |
| 1272     | 1             | 5100018144          | 2000007324        | O&M Supplier 130 | 05/18/20     | 46,067.17         | KD377661  | 1,196.83  | 05/01/20          | 05/31/20        | 31.0            | 5/16/20 12:00 | 15.5          | 06/17/20           | 06/17/20 | 32.0      |
| 1273     | 1             | 5100018144          | 2000007324        | O&M Supplier 130 | 05/18/20     | 46,067.17         | KD377661  | 2,094.45  | 05/01/20          | 05/31/20        | 31.0            | 5/16/20 12:00 | 15.5          | 06/17/20           | 06/17/20 | 32.0      |
| 1274     | 1             | 5100018144          | 2000007324        | O&M Supplier 130 | 05/18/20     | 46,067.17         | KD377661  | 3,141.68  | 05/01/20          | 05/31/20        | 31.0            | 5/16/20 12:00 | 15.5          | 06/17/20           | 06/17/20 | 32.0      |
| 1275     | 1             | 5100018144          | 2000007324        | O&M Supplier 130 | 05/18/20     | 46,067.17         | KD377661  | 598.41    | 05/01/20          | 05/31/20        | 31.0            | 5/16/20 12:00 | 15.5          | 06/17/20           | 06/17/20 | 32.0      |
| 1276     | 1             | 5100018144          | 2000007324        | O&M Supplier 130 | 05/18/20     | 46,067.17         | KD377661  | 498.62    | 05/01/20          | 05/31/20        | 31.0            | 5/16/20 12:00 | 15.5          | 06/17/20           | 06/17/20 | 32.0      |
| 1277     | 1             | 5100018144          | 2000007324        | O&M Supplier 130 | 05/18/20     | 46,067.17         | KD377661  | 1,047.22  | 05/01/20          | 05/31/20        | 31.0            | 5/16/20 12:00 | 15.5          | 06/17/20           | 06/17/20 | 32.0      |
| 1278     | 1             | 5100018144          | 2000007324        | O&M Supplier 130 | 05/18/20     | 46,067.17         | KD377661  | 548.55    | 05/01/20          | 05/31/20        | 31.0            | 5/16/20 12:00 | 15.5          | 06/17/20           | 06/17/20 | 32.0      |
| 1279     | 1             | 5100018144          | 2000007324        | O&M Supplier 130 | 05/18/20     | 46,067.17         | KD377661  | 548.54    | 05/01/20          | 05/31/20        | 31.0            | 5/16/20 12:00 | 15.5          | 06/17/20           | 06/17/20 | 32.0      |
| 1280     | 1             | 5100018144          | 2000007324        | O&M Supplier 130 | 05/18/20     | 46,067.17         | KD377661  | 548.54    | 05/01/20          | 05/31/20        | 31.0            | 5/16/20 12:00 | 15.5          | 06/17/20           | 06/17/20 | 32.0      |

Southwestern Public Service Company - Texas  
Operations & Maintenance Sample  
12 Months Ended June 30, 2020

| Line No. | Census Sample | Accounting Document | Clearing Document | Description      | Invoice Date | Invoice Amount \$ | InvoiceNo  | Amount \$ | From Service Date | To Service Date | Days of Service | Midpoint Days | Midpoint Date | Payment Clear Date | Due Date | Lead Days |
|----------|---------------|---------------------|-------------------|------------------|--------------|-------------------|------------|-----------|-------------------|-----------------|-----------------|---------------|---------------|--------------------|----------|-----------|
| 1281     | 1             | 5100018144          | 2000007324        | O&M Supplier 130 | 05/18/20     | 46,067.17         | KD377661   | 847.76    | 05/01/20          | 05/31/20        | 31.0            | 15.5          | 5/16/20 12:00 | 06/17/20           | 06/17/20 | 32.0      |
| 1282     | 1             | 5100018144          | 2000007324        | O&M Supplier 130 | 05/18/20     | 46,067.17         | KD377661   | 797.90    | 05/01/20          | 05/31/20        | 31.0            | 15.5          | 5/16/20 12:00 | 06/17/20           | 06/17/20 | 32.0      |
| 1283     | 1             | 5100018144          | 2000007324        | O&M Supplier 130 | 05/18/20     | 46,067.17         | KD377661   | 847.76    | 05/01/20          | 05/31/20        | 31.0            | 15.5          | 5/16/20 12:00 | 06/17/20           | 06/17/20 | 32.0      |
| 1284     | 1             | 5100018144          | 2000007324        | O&M Supplier 130 | 05/18/20     | 46,067.17         | KD377661   | 1,196.83  | 05/01/20          | 05/31/20        | 31.0            | 15.5          | 5/16/20 12:00 | 06/17/20           | 06/17/20 | 32.0      |
| 1285     | 1             | 5100018144          | 2000007324        | O&M Supplier 130 | 05/18/20     | 46,067.17         | KD377661   | 3,989.42  | 05/01/20          | 05/31/20        | 31.0            | 15.5          | 5/16/20 12:00 | 06/17/20           | 06/17/20 | 32.0      |
| 1286     | 1             | 5100018144          | 2000007324        | O&M Supplier 130 | 05/18/20     | 46,067.17         | KD377661   | 1,645.62  | 05/01/20          | 05/31/20        | 31.0            | 15.5          | 5/16/20 12:00 | 06/17/20           | 06/17/20 | 32.0      |
| 1287     | 1             | 5100018144          | 2000007324        | O&M Supplier 130 | 05/18/20     | 46,067.17         | KD377661   | 897.62    | 05/01/20          | 05/31/20        | 31.0            | 15.5          | 5/16/20 12:00 | 06/17/20           | 06/17/20 | 32.0      |
| 1288     | 1             | 5100018144          | 2000007324        | O&M Supplier 130 | 05/18/20     | 46,067.17         | KD377661   | 847.76    | 05/01/20          | 05/31/20        | 31.0            | 15.5          | 5/16/20 12:00 | 06/17/20           | 06/17/20 | 32.0      |
| 1289     | 1             | 5100018144          | 2000007324        | O&M Supplier 130 | 05/18/20     | 46,067.17         | KD377661   | 2,493.38  | 05/01/20          | 05/31/20        | 31.0            | 15.5          | 5/16/20 12:00 | 06/17/20           | 06/17/20 | 32.0      |
| 1290     | 1             | 5100018144          | 2000007324        | O&M Supplier 130 | 05/18/20     | 46,067.17         | KD377661   | 648.29    | 05/01/20          | 05/31/20        | 31.0            | 15.5          | 5/16/20 12:00 | 06/17/20           | 06/17/20 | 32.0      |
| 1291     | 1             | 5100021728          | 2000008496        | O&M Supplier 130 | 06/19/20     | 46,067.17         | KD380425   | 10,472.20 | 06/01/20          | 06/30/20        | 30.0            | 15.0          | 6/16/20 0:00  | 07/17/20           | 07/19/20 | 33.5      |
| 1292     | 1             | 5100021728          | 2000008496        | O&M Supplier 130 | 06/19/20     | 46,067.17         | KD380425   | 1,146.97  | 06/01/20          | 06/30/20        | 30.0            | 15.0          | 6/16/20 0:00  | 07/17/20           | 07/19/20 | 33.5      |
| 1293     | 1             | 5100021728          | 2000008496        | O&M Supplier 130 | 06/19/20     | 46,067.17         | KD380425   | 2,942.19  | 06/01/20          | 06/30/20        | 30.0            | 15.0          | 6/16/20 0:00  | 07/17/20           | 07/19/20 | 33.5      |
| 1294     | 1             | 5100021728          | 2000008496        | O&M Supplier 130 | 06/19/20     | 46,067.17         | KD380425   | 4,887.03  | 06/01/20          | 06/30/20        | 30.0            | 15.0          | 6/16/20 0:00  | 07/17/20           | 07/19/20 | 33.5      |
| 1295     | 1             | 5100021728          | 2000008496        | O&M Supplier 130 | 06/19/20     | 46,067.17         | KD380425   | 2,393.67  | 06/01/20          | 06/30/20        | 30.0            | 15.0          | 6/16/20 0:00  | 07/17/20           | 07/19/20 | 33.5      |
| 1296     | 1             | 5100021728          | 2000008496        | O&M Supplier 130 | 06/19/20     | 46,067.17         | KD380425   | 698.15    | 06/01/20          | 06/30/20        | 30.0            | 15.0          | 6/16/20 0:00  | 07/17/20           | 07/19/20 | 33.5      |
| 1297     | 1             | 5100021728          | 2000008496        | O&M Supplier 130 | 06/19/20     | 46,067.17         | KD380425   | 2,892.31  | 06/01/20          | 06/30/20        | 30.0            | 15.0          | 6/16/20 0:00  | 07/17/20           | 07/19/20 | 33.5      |
| 1298     | 1             | 5100021728          | 2000008496        | O&M Supplier 130 | 06/19/20     | 46,067.17         | KD380425   | 1,196.83  | 06/01/20          | 06/30/20        | 30.0            | 15.0          | 6/16/20 0:00  | 07/17/20           | 07/19/20 | 33.5      |
| 1299     | 1             | 5100021728          | 2000008496        | O&M Supplier 130 | 06/19/20     | 46,067.17         | KD380425   | 2,094.46  | 06/01/20          | 06/30/20        | 30.0            | 15.0          | 6/16/20 0:00  | 07/17/20           | 07/19/20 | 33.5      |
| 1300     | 1             | 5100021728          | 2000008496        | O&M Supplier 130 | 06/19/20     | 46,067.17         | KD380425   | 3,141.66  | 06/01/20          | 06/30/20        | 30.0            | 15.0          | 6/16/20 0:00  | 07/17/20           | 07/19/20 | 33.5      |
| 1301     | 1             | 5100021728          | 2000008496        | O&M Supplier 130 | 06/19/20     | 46,067.17         | KD380425   | 598.41    | 06/01/20          | 06/30/20        | 30.0            | 15.0          | 6/16/20 0:00  | 07/17/20           | 07/19/20 | 33.5      |
| 1302     | 1             | 5100021728          | 2000008496        | O&M Supplier 130 | 06/19/20     | 46,067.17         | KD380425   | 498.62    | 06/01/20          | 06/30/20        | 30.0            | 15.0          | 6/16/20 0:00  | 07/17/20           | 07/19/20 | 33.5      |
| 1303     | 1             | 5100021728          | 2000008496        | O&M Supplier 130 | 06/19/20     | 46,067.17         | KD380425   | 1,047.22  | 06/01/20          | 06/30/20        | 30.0            | 15.0          | 6/16/20 0:00  | 07/17/20           | 07/19/20 | 33.5      |
| 1304     | 1             | 5100021728          | 2000008496        | O&M Supplier 130 | 06/19/20     | 46,067.17         | KD380425   | 548.55    | 06/01/20          | 06/30/20        | 30.0            | 15.0          | 6/16/20 0:00  | 07/17/20           | 07/19/20 | 33.5      |
| 1305     | 1             | 5100021728          | 2000008496        | O&M Supplier 130 | 06/19/20     | 46,067.17         | KD380425   | 548.55    | 06/01/20          | 06/30/20        | 30.0            | 15.0          | 6/16/20 0:00  | 07/17/20           | 07/19/20 | 33.5      |
| 1306     | 1             | 5100021728          | 2000008496        | O&M Supplier 130 | 06/19/20     | 46,067.17         | KD380425   | 548.54    | 06/01/20          | 06/30/20        | 30.0            | 15.0          | 6/16/20 0:00  | 07/17/20           | 07/19/20 | 33.5      |
| 1307     | 1             | 5100021728          | 2000008496        | O&M Supplier 130 | 06/19/20     | 46,067.17         | KD380425   | 847.76    | 06/01/20          | 06/30/20        | 30.0            | 15.0          | 6/16/20 0:00  | 07/17/20           | 07/19/20 | 33.5      |
| 1308     | 1             | 5100021728          | 2000008496        | O&M Supplier 130 | 06/19/20     | 46,067.17         | KD380425   | 797.90    | 06/01/20          | 06/30/20        | 30.0            | 15.0          | 6/16/20 0:00  | 07/17/20           | 07/19/20 | 33.5      |
| 1309     | 1             | 5100021728          | 2000008496        | O&M Supplier 130 | 06/19/20     | 46,067.17         | KD380425   | 847.76    | 06/01/20          | 06/30/20        | 30.0            | 15.0          | 6/16/20 0:00  | 07/17/20           | 07/19/20 | 33.5      |
| 1310     | 1             | 5100021728          | 2000008496        | O&M Supplier 130 | 06/19/20     | 46,067.17         | KD380425   | 1,196.83  | 06/01/20          | 06/30/20        | 30.0            | 15.0          | 6/16/20 0:00  | 07/17/20           | 07/19/20 | 33.5      |
| 1311     | 1             | 5100021728          | 2000008496        | O&M Supplier 130 | 06/19/20     | 46,067.17         | KD380425   | 3,989.43  | 06/01/20          | 06/30/20        | 30.0            | 15.0          | 6/16/20 0:00  | 07/17/20           | 07/19/20 | 33.5      |
| 1312     | 1             | 5100021728          | 2000008496        | O&M Supplier 130 | 06/19/20     | 46,067.17         | KD380425   | 1,645.62  | 06/01/20          | 06/30/20        | 30.0            | 15.0          | 6/16/20 0:00  | 07/17/20           | 07/19/20 | 33.5      |
| 1313     | 1             | 5100021728          | 2000008496        | O&M Supplier 130 | 06/19/20     | 46,067.17         | KD380425   | 897.62    | 06/01/20          | 06/30/20        | 30.0            | 15.0          | 6/16/20 0:00  | 07/17/20           | 07/19/20 | 33.5      |
| 1314     | 1             | 5100021728          | 2000008496        | O&M Supplier 130 | 06/19/20     | 46,067.17         | KD380425   | 847.76    | 06/01/20          | 06/30/20        | 30.0            | 15.0          | 6/16/20 0:00  | 07/17/20           | 07/19/20 | 33.5      |
| 1315     | 1             | 5100021728          | 2000008496        | O&M Supplier 130 | 06/19/20     | 46,067.17         | KD380425   | 2,493.38  | 06/01/20          | 06/30/20        | 30.0            | 15.0          | 6/16/20 0:00  | 07/17/20           | 07/19/20 | 33.5      |
| 1316     | 1             | 5100021728          | 2000008496        | O&M Supplier 130 | 06/19/20     | 46,067.17         | KD380425   | 648.29    | 06/01/20          | 06/30/20        | 30.0            | 15.0          | 6/16/20 0:00  | 07/17/20           | 07/19/20 | 33.5      |
| 1317     | 1             | 1900001892          | 2000013374        | O&M Supplier 131 | 10/31/19     | 76,489.56         | AFF0024319 | 68,840.60 | 09/01/19          | 08/31/20        | 366.0           | 183.0         | 3/2/20 0:00   | 11/22/19           | 10/31/19 | -100.5    |
| 1318     | 1             | 1900001892          | 2000013374        | O&M Supplier 131 | 10/31/19     | 76,489.56         | AFF0024319 | 7,648.96  | 09/01/19          | 08/31/20        | 366.0           | 183.0         | 3/2/20 0:00   | 11/22/19           | 10/31/19 | -100.5    |
| 1319     | 1             | 1900003242          | 2000013375        | O&M Supplier 131 | 10/31/19     | 69,075.30         | AFF0024219 | 69,075.30 | 09/01/19          | 08/31/20        | 366.0           | 183.0         | 3/2/20 0:00   | 11/22/19           | 10/31/19 | -100.5    |
| 1320     | 1             | 1900003990          | 2000013376        | O&M Supplier 131 | 10/31/19     | 43,098.72         | AFF0023777 | 43,098.72 | 09/01/19          | 08/31/20        | 366.0           | 183.0         | 3/2/20 0:00   | 11/22/19           | 10/31/19 | -100.5    |

Southwestern Public Service Company - Texas  
Operations & Maintenance Sample  
12 Months Ended June 30, 2020

| Line No. | Census Sample | Accounting Document | Clearing Document | Description      | Invoice Date | Invoice Amount \$ | Invoice No       | Amount \$  | From Service Date | To Service Date | Days of Service | Midpoint Days | Midpoint Date  | Payment Clear Date | Due Date | Lead Days |
|----------|---------------|---------------------|-------------------|------------------|--------------|-------------------|------------------|------------|-------------------|-----------------|-----------------|---------------|----------------|--------------------|----------|-----------|
| 1321     | 1             | 1900005435          | 2000013440        | O&M Supplier 131 | 10/31/19     | 580,179.18        | AFF0024254       | 580,179.18 | 09/01/19          | 08/31/20        | 366.0           | 183.0         | 3/2/20 0:00    | 11/22/19           | 10/31/19 | -100.5    |
| 1322     | 1             | 1900005823          | 2000013441        | O&M Supplier 131 | 10/31/19     | 603,328.74        | AFF0023811       | 603,328.74 | 09/01/19          | 08/31/20        | 366.0           | 183.0         | 3/2/20 0:00    | 11/22/19           | 10/31/19 | -100.5    |
| 1323     | 2             | 5100027744          | 2000008843        | O&M Supplier 132 | 07/03/19     | 735.97            | 169462424-002    | 735.97     | 06/17/19          | 07/15/19        | 29.0            | 14.5          | 7/1/19 12:00   | 08/02/19           | 08/02/19 | 32.0      |
| 1324     | 2             | 5100029676          | 2000007796        | O&M Supplier 132 | 07/12/19     | 2,307.16          | 169770697-002    | 2,307.16   | 07/02/19          | 07/30/19        | 29.0            | 14.5          | 7/16/19 12:00  | 08/13/19           | 08/11/19 | 28.0      |
| 1325     | 2             | 5100027622          | 2000009659        | O&M Supplier 132 | 07/17/19     | 4,410.16          | 143007852-035    | 4,410.16   | 07/02/19          | 07/30/19        | 29.0            | 14.5          | 7/16/19 12:00  | 08/16/19           | 08/16/19 | 31.0      |
| 1326     | 2             | 5100034424          | 2000011267        | O&M Supplier 132 | 08/27/19     | 4,401.27          | 169474976-004    | 4,401.27   | 08/12/19          | 09/09/19        | 29.0            | 14.5          | 8/26/19 12:00  | 09/27/19           | 09/26/19 | 32.0      |
| 1327     | 2             | 5100047345          | 2000014863        | O&M Supplier 132 | 11/23/19     | 7,504.66          | 164211968-014    | 3,752.33   | 11/08/19          | 12/06/19        | 29.0            | 14.5          | 11/22/19 12:00 | 12/24/19           | 12/23/19 | 32.0      |
| 1328     | 2             | 5100003066          | 2000014663        | O&M Supplier 132 | 02/15/20     | 4,409.22          | 177601899-004    | 4,409.22   | 01/31/20          | 02/28/20        | 29.0            | 14.5          | 2/14/20 12:00  | 03/16/20           | 03/16/20 | 31.0      |
| 1329     | 2             | 5100007963          | 2000003638        | O&M Supplier 132 | 02/20/20     | 4,409.22          | 142874433-043    | 4,409.22   | 02/05/20          | 03/04/20        | 29.0            | 14.5          | 2/19/20 12:00  | 03/20/20           | 03/21/20 | 31.0      |
| 1330     | 2             | 5100021311          | 2000007806        | O&M Supplier 132 | 05/31/20     | 3,050.51          | 951503861-107    | 3,050.51   | 05/15/20          | 06/12/20        | 29.0            | 14.5          | 5/29/20 12:00  | 06/30/20           | 06/30/20 | 32.0      |
| 1331     | 1             | 1900002398          | 2000005547        | O&M Supplier 133 | 05/05/20     | 835.41            | 357_HALE_2001    | 835.41     | 01/01/20          | 03/31/20        | 91.0            | 45.5          | 2/15/20 12:00  | 05/22/20           | 05/15/20 | 97.0      |
| 1332     | 2             | 1900002500          | 2000001665        | O&M Supplier 134 | 02/06/20     | 2,485.51          | 358-1904-HALE-WI | 2,485.51   | 10/01/19          | 12/31/19        | 92.0            | 46.0          | 11/16/19 0:00  | 02/18/20           | 02/10/20 | 94.5      |
| 1333     | 1             | 5100011097          | 2000002979        | O&M Supplier 135 | 03/24/20     | 44,986.20         | 4151002          | 48,697.56  | 02/25/20          | 03/01/20        | 6.0             | 3.0           | 2/28/20 0:00   | 04/06/20           | 04/03/20 | 38.5      |
| 1334     | 1             | 5100021551          | 2000008523        | O&M Supplier 135 | 06/16/20     | 124,279.59        | 4245001          | 134,532.66 | 05/24/20          | 06/01/20        | 9.0             | 4.5           | 5/28/20 12:00  | 07/17/20           | 06/26/20 | 50.0      |
| 1335     | 1             | 1900009371          | 2000004213        | O&M Supplier 136 | 03/03/20     | 111,979.80        | 8180501          | 60,609.07  | 02/23/20          | 02/27/20        | 5.0             | 2.5           | 2/25/20 12:00  | 04/16/20           | 04/02/20 | 51.0      |
| 1336     | 2             | 5100011694          | 2000005131        | O&M Supplier 137 | 01/22/20     | 1,578.28          | 94357000         | 1,708.49   | 12/20/19          | 01/20/20        | 32.0            | 16.0          | 1/5/20 0:00    | 05/11/20           | 02/21/20 | 127.5     |
| 1337     | 1             | 1900004090          | 2000000622        | O&M Supplier 138 | 12/18/19     | 88,185.00         | 6061878          | 88,185.00  | 01/01/19          | 12/31/19        | 365.0           | 182.5         | 7/21/19 12:00  | 01/28/20           | 01/17/20 | 210.0     |
| 1338     | 1             | 1900005646          | 2000000624        | O&M Supplier 138 | 12/18/19     | 59,340.00         | 6061875          | 59,340.00  | 01/01/19          | 12/31/19        | 365.0           | 182.5         | 7/21/19 12:00  | 01/28/20           | 01/17/20 | 210.0     |
| 1339     | 1             | 1900005648          | 2000000623        | O&M Supplier 138 | 12/18/19     | 59,340.00         | 6061876          | 59,340.00  | 01/01/19          | 12/31/19        | 365.0           | 182.5         | 7/21/19 12:00  | 01/28/20           | 01/17/20 | 210.0     |
| 1340     | 1             | 1900005987          | 2000000625        | O&M Supplier 138 | 12/18/19     | 88,185.00         | 6061877          | 88,185.00  | 01/01/19          | 12/31/19        | 365.0           | 182.5         | 7/21/19 12:00  | 01/28/20           | 01/17/20 | 210.0     |
| 1341     | 2             | 5100037563          | 2000012115        | O&M Supplier 139 | 09/24/19     | 42,390.00         | 53183307         | 22,943.59  | 09/23/19          | 09/24/19        | 2.0             | 1.0           | 9/24/19 0:00   | 10/24/19           | 09/24/19 | 30.5      |
| 1342     | 2             | 5100006768          | 2000003409        | O&M Supplier 140 | 01/16/20     | 1,299,684.56      | 5594811          | 3,599.66   | 12/17/19          | 01/16/20        | 31.0            | 15.5          | 1/1/20 12:00   | 03/24/20           | 03/01/20 | 83.0      |
| 1343     | 2             | 5100006768          | 2000003409        | O&M Supplier 140 | 01/16/20     | 1,299,684.56      | 5594811          | 15,142.29  | 12/17/19          | 01/16/20        | 31.0            | 15.5          | 1/1/20 12:00   | 03/24/20           | 03/01/20 | 83.0      |
| 1344     | 2             | 5100006768          | 2000003409        | O&M Supplier 140 | 01/16/20     | 1,181,593.70      | 5594811          | 5,221.49   | 12/17/19          | 01/16/20        | 31.0            | 15.5          | 1/1/20 12:00   | 03/24/20           | 03/01/20 | 83.0      |
| 1345     | 2             | 5100004612          | 2000002470        | O&M Supplier 140 | 01/22/20     | 1,181,593.70      | 5599505          | 3,409.27   | 01/22/20          | 02/21/20        | 31.0            | 15.5          | 2/6/20 12:00   | 02/27/20           | 03/07/20 | 30.0      |
| 1346     | 2             | 5100004612          | 2000002470        | O&M Supplier 140 | 01/22/20     | 1,181,593.70      | 5599505          | 14,341.42  | 01/22/20          | 02/21/20        | 31.0            | 15.5          | 2/6/20 12:00   | 02/27/20           | 03/07/20 | 30.0      |
| 1347     | 2             | 5100004612          | 2000002470        | O&M Supplier 140 | 01/22/20     | 1,181,593.70      | 5599505          | 4,945.32   | 01/22/20          | 02/21/20        | 31.0            | 15.5          | 2/6/20 12:00   | 02/27/20           | 03/07/20 | 30.0      |
| 1348     | 1             | 5100013336          | 2000006625        | O&M Supplier 140 | 04/22/20     | 3,712,587.48      | 10042052         | 248,880.15 | 04/21/20          | 04/22/20        | 2.0             | 1.0           | 4/22/20 0:00   | 06/04/20           | 06/06/20 | 45.5      |
| 1349     | 1             | 5100019704          | 2000006625        | O&M Supplier 140 | 04/29/20     | 6,015,737.26      | 10049333         | 174,634.88 | 04/28/20          | 04/29/20        | 2.0             | 1.0           | 4/29/20 0:00   | 06/04/20           | 06/13/20 | 45.5      |
| 1350     | 1             | 5100022915          | 2000008378        | O&M Supplier 140 | 06/18/20     | 1,248,383.68      | 10083925         | 8,238.95   | 06/16/20          | 06/18/20        | 3.0             | 1.5           | 6/17/20 12:00  | 07/20/20           | 08/02/20 | 46.0      |
| 1351     | 1             | 5100022915          | 2000008378        | O&M Supplier 140 | 06/18/20     | 1,248,383.68      | 10083925         | 4,294.57   | 06/16/20          | 06/18/20        | 3.0             | 1.5           | 6/17/20 12:00  | 07/20/20           | 08/02/20 | 46.0      |
| 1352     | 1             | 5100022915          | 2000008378        | O&M Supplier 140 | 06/18/20     | 1,248,383.68      | 10083925         | 45,596.46  | 06/16/20          | 06/18/20        | 3.0             | 1.5           | 6/17/20 12:00  | 07/20/20           | 08/02/20 | 46.0      |
| 1353     | 1             | 5100022915          | 2000008378        | O&M Supplier 140 | 06/18/20     | 1,248,383.68      | 10083925         | 30,352.95  | 06/16/20          | 06/18/20        | 3.0             | 1.5           | 6/17/20 12:00  | 07/20/20           | 08/02/20 | 46.0      |
| 1354     | 1             | 1900005426          | 2000014911        | O&M Supplier 141 | 12/15/19     | 116,924.81        | 19-477           | 116,924.81 | 12/08/19          | 12/14/19        | 7.0             | 3.5           | 12/11/19 12:00 | 12/26/19           | 01/14/20 | 34.0      |
| 1355     | 2             | 5100027178          | 2000008689        | O&M Supplier 142 | 06/27/19     | 9,835.28          | 85814871         | 9,835.28   | 06/17/19          | 06/23/19        | 7.0             | 3.5           | 6/20/19 12:00  | 07/31/19           | 07/28/19 | 41.0      |
| 1356     | 2             | 5100027926          | 2000008930        | O&M Supplier 142 | 07/03/19     | 16,832.22         | 85814908         | 8,416.11   | 06/24/19          | 06/30/19        | 7.0             | 3.5           | 6/27/19 12:00  | 08/07/19           | 08/03/19 | 41.0      |
| 1357     | 2             | 5100031468          | 2000010378        | O&M Supplier 142 | 08/01/19     | 10,343.37         | 85815027         | 11,196.70  | 07/22/19          | 07/28/19        | 7.0             | 3.5           | 7/25/19 12:00  | 09/04/19           | 09/01/19 | 41.0      |
| 1358     | 2             | 5100043921          | 2000011948        | O&M Supplier 142 | 08/12/19     | 9,193.24          | 85815621         | 4,596.62   | 10/28/19          | 11/03/19        | 7.0             | 3.5           | 10/31/19 12:00 | 12/11/19           | 12/08/19 | 41.0      |
| 1359     | 2             | 5100032022          | 2000010701        | O&M Supplier 142 | 08/15/19     | 8,902.30          | 85815122A        | 8,902.30   | 08/05/19          | 08/11/19        | 7.0             | 3.5           | 8/8/19 12:00   | 09/13/19           | 09/14/19 | 37.0      |
| 1360     | 2             | 5100034090          | 2000011112        | O&M Supplier 142 | 08/26/19     | 44,530.50         | 85815183         | 44,530.50  | 08/20/19          | 08/26/19        | 7.0             | 3.5           | 8/23/19 12:00  | 09/25/19           | 09/25/19 | 33.0      |

**Southwestern Public Service Company - Texas  
Operations & Maintenance Sample  
12 Months Ended June 30, 2020**

| Line No. | Census 1 Sample 2 | Accounting Document | Clearing Document | Description      | Invoice Date | Invoice Amount \$ | InvoiceNo  | Amount \$ | From Service Date | To Service Date | Days of Service | Midpoint Days | Midpoint Date  | Payment Clear Date | Due Date | Lead Days |
|----------|-------------------|---------------------|-------------------|------------------|--------------|-------------------|------------|-----------|-------------------|-----------------|-----------------|---------------|----------------|--------------------|----------|-----------|
| 1361     | 2                 | 5100036299          | 2000011578        | O&M Supplier 142 | 09/09/19     | 12,094.02         | 85815233   | 6,545.89  | 08/26/19          | 09/01/19        | 7.0             | 3.5           | 8/29/19 12:00  | 10/10/19           | 10/09/19 | 42.0      |
| 1362     | 2                 | 5100037672          | 2000011772        | O&M Supplier 142 | 09/12/19     | 14,661.22         | 85815265   | 7,788.77  | 09/02/19          | 09/08/19        | 7.0             | 3.5           | 9/5/19 12:00   | 10/16/19           | 10/12/19 | 41.0      |
| 1363     | 2                 | 5100041587          | 2000013339        | O&M Supplier 142 | 10/10/19     | 857.88            | 85815423   | 928.66    | 09/30/19          | 10/06/19        | 7.0             | 3.5           | 10/3/19 12:00  | 11/13/19           | 11/10/19 | 41.0      |
| 1364     | 2                 | 5100043246          | 2000013588        | O&M Supplier 142 | 10/17/19     | 13,154.71         | 85815495   | 13,976.88 | 10/07/19          | 10/13/19        | 7.0             | 3.5           | 10/10/19 12:00 | 11/20/19           | 11/17/19 | 41.0      |
| 1365     | 2                 | 5100042534          | 2000014126        | O&M Supplier 142 | 10/31/19     | 4,839.90          | 85815561   | 2,619.60  | 10/21/19          | 10/27/19        | 7.0             | 3.5           | 10/24/19 12:00 | 12/04/19           | 12/01/19 | 41.0      |
| 1366     | 2                 | 5100045362          | 2000014865        | O&M Supplier 142 | 11/21/19     | 953.20            | 85815738   | 1,031.84  | 11/11/19          | 11/17/19        | 7.0             | 3.5           | 11/14/19 12:00 | 12/24/19           | 12/21/19 | 40.0      |
| 1367     | 2                 | 5100046837          | 2000014865        | O&M Supplier 142 | 11/21/19     | 6,721.71          | 85815744   | 6,721.71  | 11/11/19          | 11/17/19        | 7.0             | 3.5           | 11/14/19 12:00 | 12/24/19           | 12/21/19 | 40.0      |
| 1368     | 2                 | 5100046802          | 2000015076        | O&M Supplier 142 | 11/27/19     | 4,686.80          | 85815798   | 5,073.46  | 11/18/19          | 11/24/19        | 7.0             | 3.5           | 11/21/19 12:00 | 12/31/19           | 12/29/19 | 40.0      |
| 1369     | 2                 | 5100003900          | 2000001139        | O&M Supplier 142 | 12/19/19     | 10,274.37         | 85815910AP | 10,274.37 | 12/09/19          | 12/15/19        | 7.0             | 3.5           | 12/12/19 12:00 | 01/29/20           | 01/19/20 | 48.0      |
| 1370     | 2                 | 5100050656          | 2000000702        | O&M Supplier 142 | 12/19/19     | 2,838.78          | 85815917   | 1,536.49  | 12/09/19          | 12/15/19        | 7.0             | 3.5           | 12/12/19 12:00 | 01/17/20           | 01/19/20 | 38.0      |
| 1371     | 2                 | 5100003114          | 2000002236        | O&M Supplier 142 | 01/16/20     | 5,453.58          | 85816047   | 2,897.21  | 01/06/20          | 01/12/20        | 7.0             | 3.5           | 1/9/20 12:00   | 02/14/20           | 02/16/20 | 38.0      |
| 1372     | 2                 | 5100003953          | 2000002514        | O&M Supplier 142 | 01/23/20     | 5,470.88          | 85816093   | 2,735.44  | 01/13/20          | 01/19/20        | 7.0             | 3.5           | 1/16/20 12:00  | 02/21/20           | 02/23/20 | 38.0      |
| 1373     | 2                 | 5100004731          | 2000002970        | O&M Supplier 142 | 01/30/20     | 1,471.58          | 85816108   | 1,471.58  | 01/20/20          | 01/26/20        | 7.0             | 3.5           | 1/23/20 12:00  | 03/04/20           | 03/01/20 | 41.0      |
| 1374     | 2                 | 5100007229          | 2000004234        | O&M Supplier 142 | 03/05/20     | 1,901.98          | 85816327   | 1,901.98  | 02/24/20          | 03/01/20        | 7.0             | 3.5           | 2/27/20 12:00  | 04/08/20           | 04/05/20 | 41.0      |
| 1375     | 2                 | 5100014268          | 2000006387        | O&M Supplier 142 | 04/23/20     | 13,330.74         | 85816759   | 7,081.96  | 04/13/20          | 04/19/20        | 7.0             | 3.5           | 4/16/20 12:00  | 05/22/20           | 05/24/20 | 38.0      |
| 1376     | 2                 | 5100017647          | 2000007378        | O&M Supplier 142 | 05/14/20     | 5,112.71          | 85816872   | 5,534.51  | 05/04/20          | 05/10/20        | 7.0             | 3.5           | 5/7/20 12:00   | 06/18/20           | 06/14/20 | 42.0      |
| 1377     | 2                 | 5100023913          | 2000008797        | O&M Supplier 142 | 06/25/20     | 1,165.40          | 85817167   | 1,165.40  | 06/15/20          | 06/21/20        | 7.0             | 3.5           | 6/18/20 12:00  | 07/24/20           | 07/26/20 | 38.0      |

**Southwestern Public Service Company  
Property Taxes  
12 Months Ended June 30, 2020**

| Line No. | State              | Period Beginning | Period Ending | Days of Service | Midpoint Days | Midpoint Date | Payment Date | Lead Days | Payment Amount \$ | Test Year Payment Amount | Test Year Dollar Days |
|----------|--------------------|------------------|---------------|-----------------|---------------|---------------|--------------|-----------|-------------------|--------------------------|-----------------------|
| 1        | New Mexico         |                  |               |                 |               |               |              |           |                   |                          |                       |
| 2        |                    | 1/1/2019         | 12/31/2019    | 365             | 182.5         | 7/2/19 12:00  | 12/10/2019   | 161.0     | 5,840,722.58      | 5,840,722.58             | 940,356,335.38        |
| 3        |                    | 1/1/2019         | 12/31/2019    | 365             | 182.5         | 7/2/19 12:00  | 5/4/2020     | 307.0     | 4,095,442.07      | 4,095,442.07             | 1,257,300,715.49      |
| 5        |                    |                  |               |                 |               |               |              |           |                   |                          |                       |
| 6        | Total - New Mexico |                  |               |                 |               |               |              | 221.18    | 9,936,164.65      | 9,936,164.65             | 2,197,657,050.87      |
| 7        |                    |                  |               |                 |               |               |              |           |                   |                          |                       |
| 8        |                    |                  |               |                 |               |               |              |           |                   |                          |                       |
| 9        |                    |                  |               |                 |               |               |              |           |                   |                          |                       |
| 10       | Kansas             |                  |               |                 |               |               |              |           |                   |                          |                       |
| 11       |                    | 1/1/2019         | 12/31/2019    | 365             | 182.5         | 7/2/19 12:00  | 12/17/2019   | 168.0     | 1,231,548.83      | 1,231,548.83             | 206,900,203.44        |
| 12       |                    |                  |               |                 |               |               |              |           |                   |                          |                       |
| 13       | Total - Kansas     |                  |               |                 |               |               |              | 168.00    | 1,231,548.83      | 1,231,548.83             | 206,900,203.44        |
| 14       |                    |                  |               |                 |               |               |              |           |                   |                          |                       |
| 15       |                    |                  |               |                 |               |               |              |           |                   |                          |                       |
| 16       |                    |                  |               |                 |               |               |              |           |                   |                          |                       |
| 17       | Oklahoma           |                  |               |                 |               |               |              |           |                   |                          |                       |
| 18       |                    | 1/1/2019         | 12/31/2019    | 365             | 182.5         | 7/2/19 12:00  | 12/24/2019   | 175.0     | 593,118.00        | 593,118.00               | 103,795,650.00        |
| 19       |                    |                  |               |                 |               |               |              |           |                   |                          |                       |
| 20       | Total - Oklahoma   |                  |               |                 |               |               |              | 175.00    | 593,118.00        | 593,118.00               | 103,795,650.00        |
| 21       |                    |                  |               |                 |               |               |              |           |                   |                          |                       |
| 22       |                    |                  |               |                 |               |               |              |           |                   |                          |                       |
| 23       | Texas              |                  |               |                 |               |               |              |           |                   |                          |                       |
| 24       |                    | 1/1/2019         | 12/31/2019    | 365             | 182.5         | 7/2/19 12:00  | 10/29/2019   | 119.0     | 13,367,242.82     | 13,367,242.82            | 1,590,701,895.58      |
| 25       |                    | 1/1/2019         | 12/31/2019    | 365             | 182.5         | 7/2/19 12:00  | 1/27/2020    | 209.0     | 24,859,447.58     | 24,859,447.58            | 5,195,624,544.22      |
| 26       |                    |                  |               |                 |               |               |              |           |                   |                          |                       |
| 27       | Total - Texas      |                  |               |                 |               |               |              | 177.53    | 38,226,690.40     | 38,226,690.40            | 6,786,326,439.80      |
| 28       |                    |                  |               |                 |               |               |              |           |                   |                          |                       |
| 29       |                    |                  |               |                 |               |               |              |           |                   |                          |                       |
| 30       |                    |                  |               |                 |               |               |              |           |                   |                          |                       |
| 31       |                    |                  |               |                 |               |               |              |           |                   |                          |                       |
| 32       | All States         |                  |               |                 |               |               |              | 185.94    | 49,987,521.88     | 49,987,521.88            | 9,294,679,344.11      |



**Southwestern Public Service Company  
Payroll Related Taxes  
12 Months Ended June 30, 2020**

| Line No. |                                 | Amount \$    | Lead Days | Dollar Days \$ |
|----------|---------------------------------|--------------|-----------|----------------|
| 1        | FICA - Company Match            | 8,419,184.25 | 19.83     | 166,962,622.54 |
| 2        |                                 |              |           |                |
| 3        | Federal Unemployment Tax (FUTA) | 53,339.14    | 111.83    | 5,965,039.61   |
| 4        |                                 |              |           |                |
| 5        | State Unemployment Tax (SUTA)   | 77,856.96    | 105.99    | 8,252,362.86   |
| 6        |                                 |              |           |                |
| 7        |                                 |              |           |                |
| 8        | Totals                          | 8,550,380.35 |           | 181,180,025.01 |
| 9        |                                 |              |           |                |
| 10       | Average Lead Days               |              | 21.19     |                |

**Southwestern Public Service Company  
Payroll Related Taxes - FICA Company Match  
12 Months Ended June 30, 2020**

| Line No. | Period Beginning | Period Ending | Employee Pay Date | Days of Service | Midpoint Days | Midpoint Date  | Payment Date | Lead Days | FED OASDI/ER \$ | FED Med/ER \$ | Total \$     | Dollar Days \$ |              |               |
|----------|------------------|---------------|-------------------|-----------------|---------------|----------------|--------------|-----------|-----------------|---------------|--------------|----------------|--------------|---------------|
| 1        | Semi-monthly     |               |                   |                 |               |                |              |           |                 |               |              |                |              |               |
| 2        | 7/1/2019         | 7/15/2019     | 7/15/2019         | 15.0            | 7.5           | 7/8/19 12:00   | 7/16/2019    | 8.0       | 54,494.38       | 13,847.06     | 68,341.44    | 546,731.52     |              |               |
| 3        | 7/16/2019        | 7/31/2019     | 7/31/2019         | 16.0            | 8.0           | 7/24/19 0:00   | 8/1/2019     | 8.5       | 55,707.05       | 14,124.33     | 69,831.38    | 593,566.73     |              |               |
| 4        | 8/1/2019         | 8/15/2019     | 8/15/2019         | 15.0            | 7.5           | 8/8/19 12:00   | 8/16/2019    | 8.0       | 54,223.35       | 13,777.46     | 68,000.81    | 544,006.48     |              |               |
| 5        | 8/16/2019        | 8/31/2019     | 8/30/2019         | 16.0            | 8.0           | 8/24/19 0:00   | 9/3/2019     | 10.5      | 54,343.60       | 13,829.15     | 68,172.75    | 715,813.88     |              |               |
| 6        | 9/1/2019         | 9/15/2019     | 9/13/2019         | 15.0            | 7.5           | 9/8/19 12:00   | 9/16/2019    | 8.0       | 52,864.61       | 13,558.76     | 66,423.37    | 531,386.96     |              |               |
| 7        | 9/16/2019        | 9/30/2019     | 9/30/2019         | 15.0            | 7.5           | 9/23/19 12:00  | 10/1/2019    | 8.0       | 52,567.06       | 13,509.28     | 66,076.34    | 528,610.72     |              |               |
| 8        | 10/1/2019        | 10/15/2019    | 10/15/2019        | 15.0            | 7.5           | 10/8/19 12:00  | 10/16/2019   | 8.0       | 51,637.99       | 13,603.79     | 65,241.78    | 521,934.24     |              |               |
| 9        | 10/16/2019       | 10/31/2019    | 10/31/2019        | 16.0            | 8.0           | 10/24/19 0:00  | 11/1/2019    | 8.5       | 51,419.53       | 13,723.46     | 65,142.99    | 553,715.42     |              |               |
| 10       | 11/1/2019        | 11/15/2019    | 11/15/2019        | 15.0            | 7.5           | 11/8/19 12:00  | 11/18/2019   | 10.0      | 53,722.85       | 14,652.34     | 68,375.19    | 683,751.90     |              |               |
| 11       | 11/16/2019       | 11/30/2019    | 11/29/2019        | 15.0            | 7.5           | 11/23/19 12:00 | 12/2/2019    | 9.0       | 51,457.22       | 14,407.96     | 65,865.18    | 592,786.62     |              |               |
| 12       | 12/1/2019        | 12/15/2019    | 12/13/2019        | 15.0            | 7.5           | 12/8/19 12:00  | 12/16/2019   | 8.0       | 48,811.73       | 14,328.09     | 63,139.82    | 505,118.56     |              |               |
| 13       | 12/16/2019       | 12/31/2019    | 12/31/2019        | 16.0            | 8.0           | 12/24/19 0:00  | 1/2/2020     | 9.5       | 46,643.69       | 14,408.85     | 61,052.54    | 579,999.13     |              |               |
| 14       | 1/1/2020         | 1/15/2020     | 1/15/2020         | 15.0            | 7.5           | 1/8/20 12:00   | 1/16/2020    | 8.0       | 60,023.40       | 14,037.63     | 74,061.03    | 592,488.24     |              |               |
| 15       | 1/16/2020        | 1/31/2020     | 1/31/2020         | 16.0            | 8.0           | 1/24/20 0:00   | 2/3/2020     | 10.5      | 59,915.14       | 14,012.52     | 73,927.66    | 776,240.43     |              |               |
| 16       | 2/1/2020         | 2/15/2020     | 2/14/2020         | 15.0            | 7.5           | 2/8/20 12:00   | 2/18/2020    | 10.0      | 62,719.68       | 14,668.25     | 77,387.93    | 773,879.30     |              |               |
| 17       | 2/16/2020        | 2/29/2020     | 2/28/2020         | 14.0            | 7.0           | 2/23/20 0:00   | 3/2/2020     | 8.5       | 57,096.96       | 13,853.09     | 70,950.05    | 603,075.43     |              |               |
| 18       | 3/1/2020         | 3/15/2020     | 3/13/2020         | 15.0            | 7.5           | 3/8/20 12:00   | 3/16/2020    | 8.0       | 55,570.20       | 14,180.58     | 69,750.78    | 558,006.24     |              |               |
| 19       | 3/16/2020        | 3/31/2020     | 3/31/2020         | 16.0            | 8.0           | 3/24/20 0:00   | 4/1/2020     | 8.5       | 57,471.96       | 14,525.66     | 71,997.62    | 611,979.77     |              |               |
| 20       | 4/1/2020         | 4/15/2020     | 4/15/2020         | 15.0            | 7.5           | 4/8/20 12:00   | 4/16/2020    | 8.0       | 56,227.76       | 14,257.00     | 70,484.76    | 563,878.08     |              |               |
| 21       | 4/16/2020        | 4/30/2020     | 4/30/2020         | 15.0            | 7.5           | 4/23/20 12:00  | 5/1/2020     | 8.0       | 56,911.67       | 14,452.84     | 71,364.51    | 570,916.08     |              |               |
| 22       | 5/1/2020         | 5/15/2020     | 5/15/2020         | 15.0            | 7.5           | 5/8/20 12:00   | 5/18/2020    | 10.0      | 58,006.57       | 14,820.50     | 72,827.07    | 728,270.70     |              |               |
| 23       | 5/16/2020        | 5/31/2020     | 5/29/2020         | 16.0            | 8.0           | 5/24/20 0:00   | 5/31/2020    | 7.5       | 57,390.56       | 14,560.33     | 71,950.89    | 539,631.68     |              |               |
| 24       | 6/1/2020         | 6/15/2020     | 6/15/2020         | 15.0            | 7.5           | 6/8/20 12:00   | 6/16/2020    | 8.0       | 57,419.41       | 14,567.25     | 71,986.66    | 575,893.28     |              |               |
| 25       | 6/16/2020        | 6/30/2020     | 6/30/2020         | 15.0            | 7.5           | 6/23/20 12:00  | 7/1/2020     | 8.0       | 59,161.67       | 14,974.70     | 74,136.37    | 593,090.96     |              |               |
| 26       |                  |               |                   |                 |               |                |              |           |                 |               |              |                |              |               |
| 27       | Totals           |               |                   |                 |               |                |              |           |                 | 8.63          | 1,325,808.04 | 340,680.88     | 1,666,488.92 | 14,384,772.35 |
| 28       |                  |               |                   |                 |               |                |              |           |                 |               |              |                |              |               |

**Southwestern Public Service Company  
Payroll Related Taxes - FICA Company Match  
12 Months Ended June 30, 2020**

| Line No. | Period Beginning         | Period Ending | Employee Pay Date | Days of Service | Midpoint Days | Midpoint Date  | Payment Date | Lead Days | FED OASDI/ER \$ | FED Med/ER \$ | Total \$     | Dollar Days \$ |
|----------|--------------------------|---------------|-------------------|-----------------|---------------|----------------|--------------|-----------|-----------------|---------------|--------------|----------------|
| 29       | Bi-weekly                |               |                   |                 |               |                |              |           |                 |               |              |                |
| 30       | 7/1/2019                 | 7/14/2019     | 7/19/2019         | 14.0            | 7.0           | 7/8/19 0:00    | 7/22/2019    | 14.5      | 210,541.55      | 49,239.85     | 259,781.40   | 3,766,830.30   |
| 31       | 7/15/2019                | 7/28/2019     | 8/2/2019          | 14.0            | 7.0           | 7/22/19 0:00   | 8/5/2019     | 14.5      | 205,653.44      | 48,096.36     | 253,749.80   | 3,679,372.10   |
| 32       | 7/29/2019                | 8/11/2019     | 8/16/2019         | 14.0            | 7.0           | 8/5/19 0:00    | 8/19/2019    | 14.5      | 209,987.84      | 49,143.70     | 259,131.54   | 3,757,407.33   |
| 33       | 8/12/2019                | 8/25/2019     | 8/30/2019         | 14.0            | 7.0           | 8/19/19 0:00   | 9/3/2019     | 15.5      | 218,500.57      | 51,265.66     | 269,766.23   | 4,181,376.57   |
| 34       | 8/26/2019                | 9/8/2019      | 9/13/2019         | 14.0            | 7.0           | 9/2/19 0:00    | 9/16/2019    | 14.5      | 202,867.04      | 47,605.80     | 250,472.84   | 3,631,856.18   |
| 35       | 9/9/2019                 | 9/22/2019     | 9/27/2019         | 14.0            | 7.0           | 9/16/19 0:00   | 9/30/2019    | 14.5      | 199,473.18      | 46,910.25     | 246,383.43   | 3,572,559.74   |
| 36       | 9/23/2019                | 10/6/2019     | 10/11/2019        | 14.0            | 7.0           | 9/30/19 0:00   | 10/14/2019   | 14.5      | 203,198.73      | 47,830.13     | 251,028.86   | 3,639,918.47   |
| 37       | 10/7/2019                | 10/20/2019    | 10/25/2019        | 14.0            | 7.0           | 10/14/19 0:00  | 10/28/2019   | 14.5      | 200,123.85      | 47,569.90     | 247,693.75   | 3,591,559.38   |
| 38       | 10/21/2019               | 11/3/2019     | 11/8/2019         | 14.0            | 7.0           | 10/28/19 0:00  | 11/11/2019   | 14.5      | 191,829.64      | 46,575.39     | 238,405.03   | 3,456,872.94   |
| 39       | 11/4/2019                | 11/17/2019    | 11/22/2019        | 14.0            | 7.0           | 11/11/19 0:00  | 11/25/2019   | 14.5      | 195,504.15      | 48,301.85     | 243,806.00   | 3,535,187.00   |
| 40       | 11/18/2019               | 12/1/2019     | 12/6/2019         | 14.0            | 7.0           | 11/25/19 0:00  | 12/9/2019    | 14.5      | 191,822.77      | 48,575.98     | 240,398.75   | 3,485,781.88   |
| 41       | 12/2/2019                | 12/15/2019    | 12/20/2019        | 14.0            | 7.0           | 12/9/19 0:00   | 12/23/2019   | 14.5      | 184,580.74      | 48,590.10     | 233,170.84   | 3,380,977.18   |
| 42       | 12/16/2019               | 1/1/2020      | 1/3/2020          | 17.0            | 8.5           | 12/24/19 12:00 | 1/6/2020     | 13.0      | 196,970.21      | 46,065.65     | 243,035.86   | 3,159,466.18   |
| 43       | 12/30/2019               | 1/12/2020     | 1/17/2020         | 14.0            | 7.0           | 1/6/20 0:00    | 1/18/2020    | 12.5      | 199,188.05      | 46,584.25     | 245,772.30   | 3,072,153.75   |
| 44       | 1/13/2020                | 1/26/2020     | 1/31/2020         | 14.0            | 7.0           | 1/20/20 0:00   | 2/3/2020     | 14.5      | 213,012.20      | 49,817.36     | 262,829.56   | 3,811,028.62   |
| 45       | 1/27/2020                | 2/9/2020      | 2/14/2020         | 14.0            | 7.0           | 2/3/20 0:00    | 2/18/2020    | 15.5      | 206,311.46      | 48,250.15     | 254,561.61   | 3,945,704.96   |
| 46       | 2/10/2020                | 2/23/2020     | 2/28/2020         | 14.0            | 7.0           | 2/17/20 0:00   | 3/2/2020     | 14.5      | 208,798.53      | 48,832.14     | 257,630.67   | 3,735,644.72   |
| 47       | 2/24/2020                | 3/8/2020      | 3/13/2020         | 14.0            | 7.0           | 3/2/20 0:00    | 3/16/2020    | 14.5      | 215,462.62      | 50,390.24     | 265,852.86   | 3,854,866.47   |
| 48       | 3/9/2020                 | 3/22/2020     | 3/27/2020         | 14.0            | 7.0           | 3/16/20 0:00   | 3/30/2020    | 14.5      | 211,672.69      | 49,504.28     | 261,176.97   | 3,787,066.07   |
| 49       | 3/23/2020                | 4/5/2020      | 4/9/2020          | 14.0            | 7.0           | 3/30/20 0:00   | 4/13/2020    | 14.5      | 199,782.49      | 46,723.30     | 246,505.79   | 3,574,333.96   |
| 50       | 4/6/2020                 | 4/19/2020     | 4/24/2020         | 14.0            | 7.0           | 4/13/20 0:00   | 4/27/2020    | 14.5      | 199,877.14      | 46,745.39     | 246,622.53   | 3,576,026.69   |
| 51       | 4/20/2020                | 5/3/2020      | 5/8/2020          | 14.0            | 7.0           | 4/27/20 0:00   | 5/11/2020    | 14.5      | 199,026.63      | 46,546.52     | 245,573.15   | 3,560,810.68   |
| 52       | 5/4/2020                 | 5/17/2020     | 5/22/2020         | 14.0            | 7.0           | 5/11/20 0:00   | 5/26/2020    | 15.5      | 191,804.94      | 44,857.75     | 236,662.69   | 3,668,271.70   |
| 53       | 5/18/2020                | 5/31/2020     | 6/5/2020          | 14.0            | 7.0           | 5/25/20 0:00   | 6/8/2020     | 14.5      | 202,577.30      | 47,376.87     | 249,954.17   | 3,624,335.47   |
| 54       | 6/1/2020                 | 6/14/2020     | 6/19/2020         | 14.0            | 7.0           | 6/8/20 0:00    | 6/21/2020    | 13.5      | 202,887.46      | 47,449.53     | 250,336.99   | 3,379,549.37   |
| 55       | 6/15/2020                | 6/28/2020     | 7/2/2020          | 14.0            | 7.0           | 6/22/20 0:00   | 7/3/2020     | 11.5      | 204,592.07      | 47,848.15     | 252,440.22   | 2,903,062.53   |
| 56       | N/A                      | N/A           | N/A               |                 |               |                |              |           |                 |               |              |                |
| 57       |                          |               |                   |                 |               |                |              |           |                 |               |              |                |
| 58       | Totals                   |               |                   |                 |               |                |              | 14.33     | 5,266,047.29    | 1,246,696.55  | 6,512,743.84 | 93,332,020.24  |
| 59       |                          |               |                   |                 |               |                |              |           |                 |               |              |                |
| 60       | Total Payrolls - Regular |               |                   |                 |               |                |              | 13.17     | 6,591,855.33    | 1,587,377.43  | 8,179,232.76 | 107,716,792.59 |

**Southwestern Public Service Company  
 Payroll Related Taxes - FICA Company Match  
 12 Months Ended June 30, 2020**

| Line No. | Period Beginning | Period Ending | Employee Pay Date | Days of Service | Midpoint Days | Midpoint Date | Payment Date | Lead Days | FED OASDI/ER | FED Med/ER | Total | Dollar Days |
|----------|------------------|---------------|-------------------|-----------------|---------------|---------------|--------------|-----------|--------------|------------|-------|-------------|
| 61       |                  |               |                   |                 |               |               |              |           | \$           | \$         | \$    | \$          |
| 62       |                  |               |                   |                 |               |               |              |           | \$           | \$         | \$    | \$          |

**Southwestern Public Service Company  
Payroll Related Taxes - FICA Company Match  
12 Months Ended June 30, 2020**

| Line No. | Period Beginning          | Period Ending | Employee Pay Date | Days of Service | Midpoint Days | Midpoint Date | Payment Date | Lead Days | FED OASDI/ER \$ | FED Med/ER \$ | Total \$     | Dollar Days \$ |
|----------|---------------------------|---------------|-------------------|-----------------|---------------|---------------|--------------|-----------|-----------------|---------------|--------------|----------------|
| 63       | Incentive                 |               |                   |                 |               |               |              |           |                 |               |              |                |
| 64       | Semi-monthly              |               |                   |                 |               |               |              |           |                 |               |              |                |
| 65       | 1/1/2019                  | 12/31/2019    | 2/21/2020         | 365.0           | 182.5         | 7/2/19 12:00  | 2/24/2020    | 237.0     | 6,262.64        | 11,865.38     | 18,128.02    | 4,296,340.74   |
| 66       | 1/1/2019                  | 12/31/2019    | 2/24/2020         | 365.0           | 182.5         | 7/2/19 12:00  | 2/25/2020    | 238.0     | 45,013.09       | 11,002.43     | 56,015.52    | 13,331,693.76  |
| 67       | 1/1/2019                  | 12/31/2019    | 3/6/2020          | 365.0           | 182.5         | 7/2/19 12:00  | 3/9/2020     | 251.0     | 131,629.30      | 33,771.29     | 165,400.59   | 41,515,548.09  |
| 68       |                           |               |                   |                 |               |               |              |           |                 |               |              |                |
| 69       | Total Semi-monthly        |               |                   |                 |               |               |              |           |                 |               |              |                |
| 70       |                           |               |                   |                 |               |               |              |           |                 |               |              |                |
| 71       | Bi-weekly                 |               |                   |                 |               |               |              |           |                 |               |              |                |
| 72       | 1/1/2019                  | 12/31/2019    | 3/6/2020          | 365.0           | 182.5         | 7/2/19 12:00  | 3/9/2020     | 251.0     | 330.15          | 77.21         | 407.36       | 102,247.36     |
| 73       |                           |               |                   |                 |               |               |              |           |                 |               |              |                |
| 74       | Total Incentive Payrolls  |               |                   |                 |               |               |              |           |                 |               |              |                |
| 75       |                           |               |                   |                 |               |               |              |           |                 |               |              |                |
| 76       |                           |               |                   |                 |               |               |              |           |                 |               |              |                |
| 77       | Total Regular & Incentive |               |                   |                 |               |               |              |           |                 |               |              |                |
|          |                           |               |                   |                 |               |               |              | 19.83     | 6,775,090.51    | 1,644,093.74  | 8,419,184.25 | 166,962,622.54 |

**Southwestern Public Service Company  
Payroll Related Taxes - Unemployment Federal  
12 Months Ended June 30, 2020**

| Line No. | Period Beginning | Period Ending | Employee Pay Date | Days of Service | Midpoint Days | Midpoint Date  | Payment Date | Lead Days | FED UnemplER \$ | Dollar Days \$ |           |              |
|----------|------------------|---------------|-------------------|-----------------|---------------|----------------|--------------|-----------|-----------------|----------------|-----------|--------------|
| 1        | Semi-monthly     |               |                   |                 |               |                |              |           |                 |                |           |              |
| 2        | 7/1/2019         | 7/15/2019     | 7/15/2019         | 15.0            | 7.5           | 7/8/19 12:00   | 10/23/2019   | 107.0     | 79.14           | 8,467.98       |           |              |
| 3        | 7/16/2019        | 7/31/2019     | 7/31/2019         | 16.0            | 8.0           | 7/24/19 0:00   | 10/23/2019   | 91.5      | 20.40           | 1,866.60       |           |              |
| 4        | 8/1/2019         | 8/15/2019     | 8/15/2019         | 15.0            | 7.5           | 8/8/19 12:00   | 10/23/2019   | 76.0      | 51.74           | 3,932.24       |           |              |
| 5        | 8/16/2019        | 8/31/2019     | 8/30/2019         | 16.0            | 8.0           | 8/24/19 0:00   | 10/23/2019   | 60.5      | 35.00           | 2,117.50       |           |              |
| 6        | 9/1/2019         | 9/15/2019     | 9/13/2019         | 15.0            | 7.5           | 9/8/19 12:00   | 10/23/2019   | 45.0      | 29.90           | 1,345.50       |           |              |
| 7        | 9/16/2019        | 9/30/2019     | 9/30/2019         | 15.0            | 7.5           | 9/23/19 12:00  | 10/23/2019   | 30.0      | 62.99           | 1,889.70       |           |              |
| 8        | 10/1/2019        | 10/15/2019    | 10/15/2019        | 15.0            | 7.5           | 10/8/19 12:00  | 1/23/2020    | 107.0     | 129.80          | 13,888.60      |           |              |
| 9        | 10/16/2019       | 10/31/2019    | 10/31/2019        | 16.0            | 8.0           | 10/24/19 0:00  | 1/23/2020    | 91.5      | 144.19          | 13,193.39      |           |              |
| 10       | 11/1/2019        | 11/15/2019    | 11/15/2019        | 15.0            | 7.5           | 11/8/19 12:00  | 1/23/2020    | 76.0      | 96.42           | 7,327.92       |           |              |
| 11       | 11/16/2019       | 11/30/2019    | 11/29/2019        | 15.0            | 7.5           | 11/23/19 12:00 | 1/23/2020    | 61.0      | 63.95           | 3,900.95       |           |              |
| 12       | 12/1/2019        | 12/15/2019    | 12/13/2019        | 15.0            | 7.5           | 12/8/19 12:00  | 1/23/2020    | 46.0      | 12.75           | 586.50         |           |              |
| 13       | 12/16/2019       | 12/31/2019    | 12/31/2019        | 16.0            | 8.0           | 12/24/19 0:00  | 1/23/2020    | 30.5      | 0.00            | 0.00           |           |              |
| 14       | 1/1/2020         | 1/15/2020     | 1/15/2020         | 15.0            | 7.5           | 1/8/20 12:00   | 4/28/2020    | 111.0     | 5,666.18        | 628,945.98     |           |              |
| 15       | 1/16/2020        | 1/31/2020     | 1/31/2020         | 16.0            | 8.0           | 1/24/20 0:00   | 4/28/2020    | 95.5      | 3,672.51        | 350,724.71     |           |              |
| 16       | 2/1/2020         | 2/15/2020     | 2/14/2020         | 15.0            | 7.5           | 2/8/20 12:00   | 4/28/2020    | 80.0      | 532.53          | 42,602.40      |           |              |
| 17       | 2/16/2020        | 2/29/2020     | 2/28/2020         | 14.0            | 7.0           | 2/23/20 0:00   | 4/28/2020    | 65.5      | 4.86            | 318.33         |           |              |
| 18       | 3/1/2020         | 3/15/2020     | 3/13/2020         | 15.0            | 7.5           | 3/8/20 12:00   | 4/28/2020    | 51.0      | 0.00            | 0.00           |           |              |
| 19       | 3/16/2020        | 3/31/2020     | 3/31/2020         | 16.0            | 8.0           | 3/24/20 0:00   | 4/28/2020    | 35.5      | 0.00            | 0.00           |           |              |
| 20       | 4/1/2020         | 4/15/2020     | 4/15/2020         | 15.0            | 7.5           | 4/8/20 12:00   | 7/27/2020    | 110.0     | 4.57            | 502.70         |           |              |
| 21       | 4/16/2020        | 4/30/2020     | 4/30/2020         | 15.0            | 7.5           | 4/23/20 12:00  | 7/27/2020    | 95.0      | 16.75           | 1,591.25       |           |              |
| 22       | 5/1/2020         | 5/15/2020     | 5/15/2020         | 15.0            | 7.5           | 5/8/20 12:00   | 7/27/2020    | 80.0      | 20.68           | 1,654.40       |           |              |
| 23       | 5/16/2020        | 5/31/2020     | 5/29/2020         | 16.0            | 8.0           | 5/24/20 0:00   | 7/27/2020    | 64.5      | 0.00            | 0.00           |           |              |
| 24       | 6/1/2020         | 6/15/2020     | 6/15/2020         | 15.0            | 7.5           | 6/8/20 12:00   | 7/27/2020    | 49.0      | 0.00            | 0.00           |           |              |
| 25       | 6/16/2020        | 6/30/2020     | 6/30/2020         | 15.0            | 7.5           | 6/23/20 12:00  | 7/27/2020    | 34.0      | 0.00            | 0.00           |           |              |
| 26       |                  |               |                   |                 |               |                |              |           |                 |                |           |              |
| 27       | Totals           |               |                   |                 |               |                |              |           |                 | 101.92         | 10,644.36 | 1,084,856.65 |
| 28       |                  |               |                   |                 |               |                |              |           |                 |                |           |              |

**Southwestern Public Service Company  
Payroll Related Taxes - Unemployment Federal  
12 Months Ended June 30, 2020**

| Line No. | Period Beginning         | Period Ending | Employee Pay Date | Days of Service | Midpoint Days | Midpoint Date  | Payment Date | Lead Days | FED UnemplER \$ | Dollar Days \$ |
|----------|--------------------------|---------------|-------------------|-----------------|---------------|----------------|--------------|-----------|-----------------|----------------|
| 29       | Bi-weekly                |               |                   |                 |               |                |              |           |                 |                |
| 30       | 7/1/2019                 | 7/14/2019     | 7/19/2019         | 14.0            | 7.0           | 7/8/19 0:00    | 10/23/2019   | 107.5     | 161.07          | 17,315.03      |
| 31       | 7/15/2019                | 7/28/2019     | 8/2/2019          | 14.0            | 7.0           | 7/22/19 0:00   | 10/23/2019   | 93.5      | 154.63          | 14,457.91      |
| 32       | 7/29/2019                | 8/11/2019     | 8/16/2019         | 14.0            | 7.0           | 8/5/19 0:00    | 10/23/2019   | 79.5      | 225.04          | 17,890.68      |
| 33       | 8/12/2019                | 8/25/2019     | 8/30/2019         | 14.0            | 7.0           | 8/19/19 0:00   | 10/23/2019   | 65.5      | 280.85          | 18,395.68      |
| 34       | 8/26/2019                | 9/8/2019      | 9/13/2019         | 14.0            | 7.0           | 9/2/19 0:00    | 10/23/2019   | 51.5      | 238.93          | 12,304.90      |
| 35       | 9/9/2019                 | 9/22/2019     | 9/27/2019         | 14.0            | 7.0           | 9/16/19 0:00   | 10/23/2019   | 37.5      | 288.92          | 10,834.50      |
| 36       | 9/23/2019                | 10/6/2019     | 10/11/2019        | 14.0            | 7.0           | 9/30/19 0:00   | 1/23/2020    | 115.5     | 376.19          | 43,449.95      |
| 37       | 10/7/2019                | 10/20/2019    | 10/25/2019        | 14.0            | 7.0           | 10/14/19 0:00  | 1/23/2020    | 101.5     | 315.70          | 32,043.55      |
| 38       | 10/21/2019               | 11/3/2019     | 11/8/2019         | 14.0            | 7.0           | 10/28/19 0:00  | 1/23/2020    | 87.5      | 266.24          | 23,296.00      |
| 39       | 11/4/2019                | 11/17/2019    | 11/22/2019        | 14.0            | 7.0           | 11/11/19 0:00  | 1/23/2020    | 73.5      | 297.52          | 21,867.72      |
| 40       | 11/18/2019               | 12/1/2019     | 12/6/2019         | 14.0            | 7.0           | 11/25/19 0:00  | 1/23/2020    | 59.5      | 191.19          | 11,375.81      |
| 41       | 12/2/2019                | 12/15/2019    | 12/20/2019        | 14.0            | 7.0           | 12/9/19 0:00   | 1/23/2020    | 45.5      | 176.55          | 8,033.03       |
| 42       | 12/16/2019               | 1/1/2020      | 1/3/2020          | 17.0            | 8.5           | 12/24/19 12:00 | 4/28/2020    | 126.0     | 19,011.81       | 2,395,488.06   |
| 43       | 12/30/2019               | 1/12/2020     | 1/17/2020         | 14.0            | 7.0           | 1/6/20 0:00    | 4/28/2020    | 113.5     | 14,193.28       | 1,610,937.28   |
| 44       | 1/13/2020                | 1/26/2020     | 1/31/2020         | 14.0            | 7.0           | 1/20/20 0:00   | 4/28/2020    | 99.5      | 3,628.94        | 361,079.53     |
| 45       | 1/27/2020                | 2/9/2020      | 2/14/2020         | 14.0            | 7.0           | 2/3/20 0:00    | 4/28/2020    | 85.5      | 1,134.69        | 97,016.00      |
| 46       | 2/10/2020                | 2/23/2020     | 2/28/2020         | 14.0            | 7.0           | 2/17/20 0:00   | 4/28/2020    | 71.5      | 598.38          | 42,784.17      |
| 47       | 2/24/2020                | 3/8/2020      | 3/13/2020         | 14.0            | 7.0           | 3/2/20 0:00    | 4/28/2020    | 57.5      | 365.52          | 21,017.40      |
| 48       | 3/9/2020                 | 3/22/2020     | 3/27/2020         | 14.0            | 7.0           | 3/16/20 0:00   | 4/28/2020    | 43.5      | 173.26          | 7,536.81       |
| 49       | 3/23/2020                | 4/5/2020      | 4/9/2020          | 14.0            | 7.0           | 3/30/20 0:00   | 7/27/2020    | 119.5     | 65.62           | 7,841.59       |
| 50       | 4/6/2020                 | 4/19/2020     | 4/24/2020         | 14.0            | 7.0           | 4/13/20 0:00   | 7/27/2020    | 105.5     | 93.73           | 9,888.52       |
| 51       | 4/20/2020                | 5/3/2020      | 5/8/2020          | 14.0            | 7.0           | 4/27/20 0:00   | 7/27/2020    | 91.5      | 70.75           | 6,473.63       |
| 52       | 5/4/2020                 | 5/17/2020     | 5/22/2020         | 14.0            | 7.0           | 5/11/20 0:00   | 7/27/2020    | 77.5      | 73.95           | 5,731.13       |
| 53       | 5/18/2020                | 5/31/2020     | 6/5/2020          | 14.0            | 7.0           | 5/25/20 0:00   | 7/27/2020    | 63.5      | 26.95           | 1,711.33       |
| 54       | 6/1/2020                 | 6/14/2020     | 6/19/2020         | 14.0            | 7.0           | 6/8/20 0:00    | 7/27/2020    | 49.5      | 10.67           | 528.17         |
| 55       | 6/15/2020                | 6/28/2020     | 7/2/2020          | 14.0            | 7.0           | 6/22/20 0:00   | 7/27/2020    | 35.5      | 6.44            | 228.62         |
| 56       | N/A                      | N/A           | N/A               |                 |               |                |              |           |                 |                |
| 57       |                          |               |                   |                 |               |                |              |           |                 |                |
| 58       | Totals                   |               |                   |                 |               |                |              | 113.12    | 42,426.82       | 4,799,527.00   |
| 59       |                          |               |                   |                 |               |                |              |           |                 |                |
| 60       | Total Payrolls - Regular |               |                   |                 |               |                |              | 110.88    | 53,071.18       | 5,884,383.65   |

**Southwestern Public Service Company  
 Payroll Related Taxes - Unemployment Federal  
 12 Months Ended June 30, 2020**

| Line No. | Period Beginning | Period Ending | Employee Pay Date | Days of Service | Midpoint Days | Midpoint Date | Payment Date | Lead Days | FED Unempl ER | Dollar Days |
|----------|------------------|---------------|-------------------|-----------------|---------------|---------------|--------------|-----------|---------------|-------------|
| 61       |                  |               |                   |                 |               |               |              |           | \$            | \$          |
| 62       |                  |               |                   |                 |               |               |              |           | \$            | \$          |



**Southwestern Public Service Company  
Payroll Related Taxes - Unemployment Federal  
12 Months Ended June 30, 2020**

| Line No. | Period Beginning          | Period Ending | Employee Pay Date | Days of Service | Midpoint Days | Midpoint Date | Payment Date | Lead Days | FED UnemplER \$ | Dollar Days \$ |  |
|----------|---------------------------|---------------|-------------------|-----------------|---------------|---------------|--------------|-----------|-----------------|----------------|--|
| 63       | Incentive                 |               |                   |                 |               |               |              |           |                 |                |  |
| 64       | Semi-monthly              |               |                   |                 |               |               |              |           |                 |                |  |
| 65       | 1/1/2019                  | 12/31/2019    | 2/23/2018         | 365.0           | 182.5         | 7/2/19 12:00  | 4/28/2020    | 301.0     | 0.00            | 0.00           |  |
| 66       | 1/1/2019                  | 12/31/2019    | 3/9/2018          | 365.0           | 182.5         | 7/2/19 12:00  | 4/28/2020    | 301.0     | 0.00            | 0.00           |  |
| 67       | 1/1/2019                  | 12/31/2019    | 3/9/2018          | 365.0           | 182.5         | 7/2/19 12:00  | 4/28/2020    | 301.0     | 267.96          | 80,655.96      |  |
| 68       |                           |               |                   |                 |               |               |              |           |                 |                |  |
| 69       | Total Semi-monthly        |               |                   |                 |               |               |              |           |                 |                |  |
| 70       |                           |               |                   |                 |               |               |              |           |                 |                |  |
| 71       | Bi-weekly                 |               |                   |                 |               |               |              |           |                 |                |  |
| 72       | 1/1/2019                  | 12/31/2019    | 3/9/2018          | 365.0           | 182.5         | 7/2/19 12:00  | 4/28/2020    | 301.00    | 0.00            | 0.00           |  |
| 73       |                           |               |                   |                 |               |               |              |           |                 |                |  |
| 74       | Total Incentive Payrolls  |               |                   |                 |               |               |              |           |                 |                |  |
| 75       |                           |               |                   |                 |               |               |              |           |                 |                |  |
| 76       |                           |               |                   |                 |               |               |              |           |                 |                |  |
| 77       | Total Regular & Incentive |               |                   |                 |               |               |              |           |                 |                |  |
|          |                           |               |                   |                 |               |               |              |           | 53,339.14       | 5,965,039.61   |  |

**Southwestern Public Service Company  
Payroll Related Taxes - Unemployment State and Local  
12 Months Ended June 30, 2020**

| Line No. | Period Beginning | Period Ending | Employee Pay Date | Days of Service | Midpoint Days | Midpoint Date  | Payment Date | Lead Days | NM           |              | NM0001ER              |              | MI           |              | TX           |          | Total State & Local | Dollar Days |  |
|----------|------------------|---------------|-------------------|-----------------|---------------|----------------|--------------|-----------|--------------|--------------|-----------------------|--------------|--------------|--------------|--------------|----------|---------------------|-------------|--|
|          |                  |               |                   |                 |               |                |              |           | Unempl ER \$ | Unempl ER \$ | Blank & Y Local ER \$ | Unempl ER \$ | Unempl ER \$ | Unempl ER \$ | Unempl ER \$ |          |                     |             |  |
| 1        | Semi-monthly     |               |                   |                 |               |                |              |           |              |              |                       |              |              |              |              |          |                     |             |  |
| 2        | 7/1/2019         | 7/15/2019     | 7/15/2019         | 15.0            | 7.5           | 7/8/19 12:00   | 10/28/2019   | 112.0     | 17.19        | 0.00         | 0.00                  | 0.00         | 0.00         | 0.00         | 108.92       | 126.11   | 14,124.32           |             |  |
| 3        | 7/16/2019        | 7/31/2019     | 7/31/2019         | 16.0            | 8.0           | 7/24/19 0:00   | 10/28/2019   | 96.5      | 42.23        | 0.00         | 0.00                  | 0.00         | 0.00         | 0.00         | 52.05        | 94.28    | 9,098.02            |             |  |
| 4        | 8/1/2019         | 8/15/2019     | 8/15/2019         | 15.0            | 7.5           | 8/8/19 12:00   | 10/28/2019   | 81.0      | 2.57         | 0.00         | 0.00                  | 0.00         | 0.00         | 0.00         | 70.27        | 72.84    | 5,900.04            |             |  |
| 5        | 8/16/2019        | 8/31/2019     | 8/30/2019         | 16.0            | 8.0           | 8/24/19 0:00   | 10/28/2019   | 65.5      | 0.00         | 0.00         | 0.00                  | 0.00         | 0.00         | 0.00         | 53.51        | 53.51    | 3,504.91            |             |  |
| 6        | 9/1/2019         | 9/15/2019     | 9/13/2019         | 15.0            | 7.5           | 9/8/19 12:00   | 10/28/2019   | 50.0      | 7.37         | 0.00         | 0.00                  | 0.00         | 0.00         | 0.00         | 29.05        | 36.42    | 1,821.00            |             |  |
| 7        | 9/16/2019        | 9/30/2019     | 9/30/2019         | 15.0            | 7.5           | 9/23/19 12:00  | 10/28/2019   | 35.0      | 14.24        | 92.00        | 0.00                  | 0.00         | 0.00         | 0.00         | 40.80        | 147.04   | 5,146.40            |             |  |
| 8        | 10/1/2019        | 10/15/2019    | 10/15/2019        | 15.0            | 7.5           | 10/8/19 12:00  | 1/24/2020    | 108.0     | 25.50        | 0.00         | 0.00                  | 0.00         | 0.00         | 0.00         | 106.00       | 131.50   | 14,202.00           |             |  |
| 9        | 10/16/2019       | 10/31/2019    | 10/31/2019        | 16.0            | 8.0           | 10/24/19 0:00  | 1/24/2020    | 92.5      | 33.57        | 0.00         | 0.00                  | 0.00         | 0.00         | 0.00         | 153.92       | 187.49   | 17,342.83           |             |  |
| 10       | 11/1/2019        | 11/15/2019    | 11/15/2019        | 15.0            | 7.5           | 11/8/19 12:00  | 1/24/2020    | 71.0      | 60.91        | 0.00         | 0.00                  | 0.00         | 0.00         | 0.00         | 126.82       | 187.73   | 14,455.21           |             |  |
| 11       | 11/16/2019       | 11/30/2019    | 11/29/2019        | 15.0            | 7.5           | 11/23/19 12:00 | 1/24/2020    | 62.0      | 56.60        | 0.00         | 0.00                  | 0.00         | 0.00         | 0.00         | 82.49        | 139.09   | 8,623.58            |             |  |
| 12       | 12/1/2019        | 12/15/2019    | 12/13/2019        | 15.0            | 7.5           | 12/8/19 12:00  | 1/24/2020    | 47.0      | 18.33        | 0.00         | 0.00                  | 0.00         | 0.00         | 0.00         | 58.94        | 77.27    | 3,631.69            |             |  |
| 13       | 12/16/2019       | 12/31/2019    | 12/31/2019        | 16.0            | 8.0           | 12/24/19 0:00  | 1/24/2020    | 31.5      | 10.84        | 87.40        | 0.00                  | 0.00         | 0.00         | 0.00         | 0.28         | 98.52    | 3,103.38            |             |  |
| 14       | 1/1/2020         | 1/15/2020     | 1/15/2020         | 15.0            | 7.5           | 1/8/20 12:00   | 4/28/2020    | 111.0     | 511.73       | 0.00         | 0.00                  | 0.00         | 0.00         | 0.00         | 96.85        | 6,163.40 | 684,137.40          |             |  |
| 15       | 1/16/2020        | 1/31/2020     | 1/31/2020         | 16.0            | 8.0           | 1/24/20 0:00   | 4/28/2020    | 95.5      | 520.31       | 0.00         | 0.00                  | 0.00         | 0.00         | 0.00         | 96.84        | 5,025.63 | 479,947.67          |             |  |
| 16       | 2/1/2020         | 2/15/2020     | 2/14/2020         | 15.0            | 7.5           | 2/8/20 12:00   | 4/28/2020    | 80.0      | 515.10       | 0.00         | 0.00                  | -61.39       | 0.00         | 0.00         | 530.03       | 983.74   | 78,699.20           |             |  |
| 17       | 2/16/2020        | 2/29/2020     | 2/28/2020         | 14.0            | 7.0           | 2/23/20 0:00   | 4/28/2020    | 65.5      | 483.34       | 0.00         | 0.00                  | 0.00         | 0.00         | 0.00         | 125.45       | 608.79   | 39,875.75           |             |  |
| 18       | 3/1/2020         | 3/15/2020     | 3/13/2020         | 15.0            | 7.5           | 3/8/20 12:00   | 4/28/2020    | 51.0      | 226.78       | 0.00         | 0.00                  | 0.00         | 0.00         | 0.00         | 3.66         | 230.44   | 11,752.44           |             |  |
| 19       | 3/16/2020        | 3/31/2020     | 3/31/2020         | 16.0            | 8.0           | 3/24/20 0:00   | 4/28/2020    | 35.5      | 172.16       | 89.70        | 0.00                  | 0.00         | 0.00         | 0.00         | 0.00         | 261.86   | 9,296.03            |             |  |
| 20       | 4/1/2020         | 4/15/2020     | 4/15/2020         | 15.0            | 7.5           | 4/8/20 12:00   | 7/10/2020    | 93.0      | 109.68       | 0.00         | 0.00                  | 0.00         | 0.00         | 0.00         | 0.00         | 109.68   | 10,200.24           |             |  |
| 21       | 4/16/2020        | 4/30/2020     | 4/30/2020         | 15.0            | 7.5           | 4/23/20 12:00  | 7/10/2020    | 78.0      | 93.66        | 0.00         | 0.00                  | 0.00         | 0.00         | 0.00         | 0.00         | 93.66    | 7,305.48            |             |  |
| 22       | 5/1/2020         | 5/15/2020     | 5/15/2020         | 15.0            | 7.5           | 5/8/20 12:00   | 7/10/2020    | 63.0      | 62.42        | 0.00         | 0.00                  | 0.00         | 0.00         | 0.00         | 0.00         | 62.42    | 3,932.46            |             |  |
| 23       | 5/16/2020        | 5/31/2020     | 5/29/2020         | 16.0            | 8.0           | 5/24/20 0:00   | 7/10/2020    | 47.5      | 24.07        | 0.00         | 0.00                  | 0.00         | 0.00         | 0.00         | 0.00         | 24.07    | 1,143.33            |             |  |
| 24       | 6/1/2020         | 6/15/2020     | 6/15/2020         | 15.0            | 7.5           | 6/8/20 12:00   | 7/10/2020    | 32.0      | 10.03        | 0.00         | 0.00                  | 0.00         | 0.00         | 0.00         | 0.00         | 10.03    | 320.96              |             |  |
| 25       | 6/16/2020        | 6/30/2020     | 6/30/2020         | 15.0            | 7.5           | 6/23/20 12:00  | 7/10/2020    | 17.0      | 10.04        | 94.30        | 0.00                  | 0.00         | 0.00         | 0.00         | 0.00         | 104.34   | 1,773.78            |             |  |
| 26       |                  |               |                   |                 |               |                |              |           |              |              |                       |              |              |              |              |          |                     |             |  |
| 27       | Totals           |               |                   |                 |               |                |              |           |              | 3,028.67     | 363.40                | 132.30       | 11,505.49    | 15,029.86    | 1,429,338.12 |          |                     |             |  |
| 28       |                  |               |                   |                 |               |                |              |           |              |              |                       |              |              |              |              |          |                     |             |  |

**Southwestern Public Service Company  
Payroll Related Taxes - Unemployment State and Local  
12 Months Ended June 30, 2020**

| Line No. | Period Beginning         | Period Ending | Employee Pay Date | Days of Service | Midpoint Days | Midpoint Date  | Payment Date | Lead Days | NM        |          | NM0001ER         |         | MI        |       | TX        |           | Total State & Local | Dollars      |  |
|----------|--------------------------|---------------|-------------------|-----------------|---------------|----------------|--------------|-----------|-----------|----------|------------------|---------|-----------|-------|-----------|-----------|---------------------|--------------|--|
|          |                          |               |                   |                 |               |                |              |           | Unempl \$ | ER \$    | Blank & Local \$ | Y ER \$ | Unempl \$ | ER \$ | Unempl \$ | ER \$     |                     |              |  |
| 29       | Bi-weekly                |               |                   |                 |               |                |              |           |           |          |                  |         |           |       |           |           |                     |              |  |
| 30       | 7/1/2019                 | 7/14/2019     | 7/19/2019         | 14.0            | 7.0           | 7/8/19 0:00    | 10/28/2019   | 112.5     | 127.09    | 0.00     | 0.00             | 0.00    | 0.00      | 0.00  | 0.00      | 183.36    | 310.45              | 34,925.63    |  |
| 31       | 7/15/2019                | 7/28/2019     | 8/2/2019          | 14.0            | 7.0           | 7/22/19 0:00   | 10/28/2019   | 98.5      | 101.32    | 0.00     | 0.00             | 0.00    | 0.00      | 0.00  | 0.00      | 205.06    | 306.38              | 30,178.43    |  |
| 32       | 7/29/2019                | 8/11/2019     | 8/16/2019         | 14.0            | 7.0           | 8/5/19 0:00    | 10/28/2019   | 84.5      | 92.87     | 0.00     | 0.00             | 0.00    | 0.00      | 0.00  | 0.00      | 280.36    | 373.23              | 31,537.94    |  |
| 33       | 8/12/2019                | 8/25/2019     | 8/30/2019         | 14.0            | 7.0           | 8/19/19 0:00   | 10/28/2019   | 70.5      | 97.70     | 0.00     | 0.00             | 0.00    | 0.00      | 0.00  | 0.00      | 277.81    | 375.51              | 26,473.46    |  |
| 34       | 8/26/2019                | 9/8/2019      | 9/13/2019         | 14.0            | 7.0           | 9/2/19 0:00    | 10/28/2019   | 56.5      | 83.08     | 0.00     | 0.00             | 0.00    | 0.00      | 0.00  | 0.00      | 244.30    | 327.38              | 18,496.97    |  |
| 35       | 9/9/2019                 | 9/22/2019     | 9/27/2019         | 14.0            | 7.0           | 9/16/19 0:00   | 10/28/2019   | 42.5      | 98.16     | 0.00     | 0.00             | 0.00    | 0.00      | 0.00  | 0.00      | 264.31    | 362.47              | 15,404.98    |  |
| 36       | 9/23/2019                | 10/6/2019     | 10/11/2019        | 14.0            | 7.0           | 9/30/19 0:00   | 1/24/2020    | 116.5     | 108.61    | 377.20   | 0.00             | 0.00    | 0.00      | 0.00  | 0.00      | 341.78    | 827.59              | 96,414.24    |  |
| 37       | 10/7/2019                | 10/20/2019    | 10/25/2019        | 14.0            | 7.0           | 10/14/19 0:00  | 1/24/2020    | 102.5     | 110.56    | 0.00     | 0.00             | 0.00    | 0.00      | 0.00  | 0.00      | 327.60    | 438.16              | 44,911.40    |  |
| 38       | 10/21/2019               | 11/3/2019     | 11/8/2019         | 14.0            | 7.0           | 10/28/19 0:00  | 1/24/2020    | 88.5      | 113.99    | 0.00     | 0.00             | 0.00    | 0.00      | 0.00  | 0.00      | 243.03    | 357.02              | 31,596.27    |  |
| 39       | 11/4/2019                | 11/17/2019    | 11/22/2019        | 14.0            | 7.0           | 11/11/19 0:00  | 1/24/2020    | 74.5      | 133.70    | 0.00     | 0.00             | 0.00    | 0.00      | 0.00  | 0.00      | 252.36    | 386.06              | 28,761.47    |  |
| 40       | 11/18/2019               | 12/1/2019     | 12/6/2019         | 14.0            | 7.0           | 11/25/19 0:00  | 1/24/2020    | 60.5      | 116.97    | 0.00     | 0.00             | 0.00    | 0.00      | 0.00  | 0.00      | 234.32    | 351.29              | 21,253.05    |  |
| 41       | 12/2/2019                | 12/15/2019    | 12/20/2019        | 14.0            | 7.0           | 12/9/19 0:00   | 1/24/2020    | 46.5      | 140.41    | 0.00     | 0.00             | 0.00    | 0.00      | 0.00  | 0.00      | 196.10    | 336.51              | 15,647.72    |  |
| 42       | 12/16/2019               | 1/1/2020      | 1/3/2020          | 17.0            | 8.5           | 12/24/19 12:00 | 4/28/2020    | 126.0     | 186.05    | 395.60   | 0.00             | 0.00    | 0.00      | 0.00  | 0.00      | 17,880.31 | 20,141.96           | 2,537,886.96 |  |
| 43       | 12/30/2019               | 1/12/2020     | 1/17/2020         | 14.0            | 7.0           | 1/20/20 0:00   | 4/28/2020    | 113.5     | 2,008.06  | 4.60     | 0.00             | 0.00    | 0.00      | 0.00  | 0.00      | 16,217.60 | 18,230.26           | 2,069,134.51 |  |
| 44       | 1/13/2020                | 1/26/2020     | 1/31/2020         | 14.0            | 7.0           | 1/20/20 0:00   | 4/28/2020    | 99.5      | 1,996.28  | 0.00     | 0.00             | 0.00    | 0.00      | 0.00  | 0.00      | 6,716.58  | 8,712.86            | 866,929.57   |  |
| 45       | 1/27/2020                | 2/9/2020      | 2/14/2020         | 14.0            | 7.0           | 2/3/20 0:00    | 4/28/2020    | 85.5      | 1,948.15  | 0.00     | 0.00             | 0.00    | 0.00      | 0.00  | 0.00      | -1,228.81 | 719.34              | 61,503.57    |  |
| 46       | 2/10/2020                | 2/23/2020     | 2/28/2020         | 14.0            | 7.0           | 2/17/20 0:00   | 4/28/2020    | 71.5      | 1,953.69  | 0.00     | 0.00             | 0.00    | 0.00      | 0.00  | 0.00      | 796.71    | 2,750.40            | 196,653.60   |  |
| 47       | 2/24/2020                | 3/8/2020      | 3/13/2020         | 14.0            | 7.0           | 3/2/20 0:00    | 4/28/2020    | 57.5      | 1,692.29  | 0.00     | 0.00             | 0.00    | 0.00      | 0.00  | 0.00      | 462.19    | 2,154.48            | 123,882.60   |  |
| 48       | 3/9/2020                 | 3/22/2020     | 3/27/2020         | 14.0            | 7.0           | 3/16/20 0:00   | 4/28/2020    | 43.5      | 1,032.32  | 0.00     | 0.00             | 0.00    | 0.00      | 0.00  | 0.00      | 370.45    | 1,402.77            | 61,020.50    |  |
| 49       | 3/23/2020                | 4/5/2020      | 4/9/2020          | 14.0            | 7.0           | 3/30/20 0:00   | 7/10/2020    | 102.5     | 582.63    | 393.30   | 0.00             | 0.00    | 0.00      | 0.00  | 0.00      | 189.69    | 1,165.62            | 119,476.05   |  |
| 50       | 4/6/2020                 | 4/19/2020     | 4/24/2020         | 14.0            | 7.0           | 4/13/20 0:00   | 7/10/2020    | 88.5      | 443.27    | 0.00     | 0.00             | 0.00    | 0.00      | 0.00  | 0.00      | 109.29    | 552.56              | 48,901.56    |  |
| 51       | 4/20/2020                | 5/3/2020      | 5/8/2020          | 14.0            | 7.0           | 4/27/20 0:00   | 7/10/2020    | 74.5      | 346.51    | 0.00     | 0.00             | 0.00    | 0.00      | 0.00  | 0.00      | 69.22     | 415.73              | 30,971.89    |  |
| 52       | 5/4/2020                 | 5/17/2020     | 5/22/2020         | 14.0            | 7.0           | 5/11/20 0:00   | 7/10/2020    | 60.5      | 276.70    | 0.00     | 0.00             | 0.00    | 0.00      | 0.00  | 0.00      | 64.74     | 341.44              | 20,657.12    |  |
| 53       | 5/18/2020                | 5/31/2020     | 6/5/2020          | 14.0            | 7.0           | 5/25/20 0:00   | 7/10/2020    | 46.5      | 210.87    | 0.00     | 0.00             | 0.00    | 0.00      | 0.00  | 0.00      | 54.67     | 265.54              | 12,347.61    |  |
| 54       | 6/1/2020                 | 6/14/2020     | 6/19/2020         | 14.0            | 7.0           | 6/8/20 0:00    | 7/10/2020    | 32.5      | 163.54    | 0.00     | 0.00             | 0.00    | 0.00      | 0.00  | 0.00      | 20.37     | 183.91              | 5,977.08     |  |
| 55       | 6/15/2020                | 6/28/2020     | 7/2/2020          | 14.0            | 7.0           | 6/22/20 0:00   | 7/10/2020    | 18.5      | 132.45    | 0.00     | 0.00             | 0.00    | 0.00      | 0.00  | 0.00      | 10.60     | 143.05              | 2,646.43     |  |
| 56       | N/A                      | N/A           | N/A               |                 |               |                |              |           |           |          |                  |         |           |       |           |           |                     |              |  |
| 57       |                          |               |                   |                 |               |                |              |           |           |          |                  |         |           |       |           |           |                     |              |  |
| 58       | Totals                   |               |                   |                 |               |                |              | 105.82    | 15,977.27 | 1,170.70 | 0.00             | 0.00    | 0.00      | 0.00  | 0.00      | 44,784.00 | 61,931.97           | 6,553,590.61 |  |
| 59       |                          |               |                   |                 |               |                |              |           |           |          |                  |         |           |       |           |           |                     |              |  |
| 60       | Total Payrolls - Regular |               |                   |                 |               |                |              | 103.73    | 19,005.94 | 1,534.10 | 0.00             | 0.00    | 0.00      | 0.00  | 0.00      | 56,289.49 | 76,961.83           | 7,982,928.73 |  |
| 61       |                          |               |                   |                 |               |                |              |           |           |          |                  |         |           |       |           |           |                     |              |  |
| 62       |                          |               |                   |                 |               |                |              |           |           |          |                  |         |           |       |           |           |                     |              |  |

**Southwestern Public Service Company  
Payroll Related Taxes - Unemployment State and Local  
12 Months Ended June 30, 2020**

| Line No. | Period Beginning          | Period Ending      | Employee Pay Date | Days of Service | Midpoint Days | Midpoint Date | Payment Date | Lead Days | NM           |              | NM0001ER    |           | MI           |              | TX           |              | Total State & Local | Dollar Days |      |
|----------|---------------------------|--------------------|-------------------|-----------------|---------------|---------------|--------------|-----------|--------------|--------------|-------------|-----------|--------------|--------------|--------------|--------------|---------------------|-------------|------|
|          |                           |                    |                   |                 |               |               |              |           | Unempl ER \$ | Unempl ER \$ | Local ER \$ | Blank & Y | Unempl ER \$ | Unempl ER \$ | Unempl ER \$ | Unempl ER \$ |                     |             |      |
| 63       | Incentive                 |                    |                   |                 |               |               |              |           |              |              |             |           |              |              |              |              |                     |             |      |
| 64       | 1/1/2019                  | 12/31/2019         | 2/23/2018         | 365.0           | 182.5         | 7/2/19 12:00  | 4/28/2020    | 301.0     | 0.00         | 0.00         | 0.00        | 0.00      | 0.00         | 0.00         | 0.00         | 0.00         | 0.00                | 0.00        | 0.00 |
| 65       | Semi-monthly              |                    |                   |                 |               |               |              |           |              |              |             |           |              |              |              |              |                     |             |      |
| 66       | 1/1/2019                  | 12/31/2019         | 3/9/2018          | 365.0           | 182.5         | 7/2/19 12:00  | 4/28/2020    | 301.0     | 12.53        | 0.00         | 0.00        | 0.00      | 0.00         | 0.00         | 0.00         | 0.00         | 12.53               | 3,771.53    | 0.00 |
| 67       | 1/1/2019                  | 12/31/2019         | 3/9/2018          | 365.0           | 182.5         | 7/2/19 12:00  | 4/28/2020    | 301.0     | 661.27       | 0.00         | 0.00        | 0.00      | 0.00         | 0.00         | 0.00         | 221.33       | 882.60              | 265,662.60  | 0.00 |
| 68       |                           |                    |                   |                 |               |               |              |           |              |              |             |           |              |              |              |              |                     |             |      |
| 69       |                           | Total Semi-monthly |                   |                 |               |               |              | 301.00    | 673.80       | 0.00         | 0.00        | 0.00      | 0.00         | 0.00         | 0.00         | 221.33       | 895.13              | 269,434.13  | 0.00 |
| 70       |                           |                    |                   |                 |               |               |              |           |              |              |             |           |              |              |              |              |                     |             |      |
| 71       | Bi-weekly                 |                    |                   |                 |               |               |              |           |              |              |             |           |              |              |              |              |                     |             |      |
| 72       | 1/1/2019                  | 12/31/2019         | 3/9/2018          | 365.0           | 182.5         | 7/2/19 12:00  | 4/28/2020    | 301.0     | 0.00         | 0.00         | 0.00        | 0.00      | 0.00         | 0.00         | 0.00         | 0.00         | 0.00                | 0.00        | 0.00 |
| 73       |                           |                    |                   |                 |               |               |              |           |              |              |             |           |              |              |              |              |                     |             |      |
| 74       | Total Incentive Payrolls  |                    |                   |                 |               |               |              | 301.00    | 673.80       | 0.00         | 0.00        | 0.00      | 0.00         | 0.00         | 0.00         | 221.33       | 895.13              | 269,434.13  | 0.00 |
| 75       |                           |                    |                   |                 |               |               |              |           |              |              |             |           |              |              |              |              |                     |             |      |
| 76       |                           |                    |                   |                 |               |               |              |           |              |              |             |           |              |              |              |              |                     |             |      |
| 77       | Total Regular & Incentive |                    |                   |                 |               |               |              | 105.99    | 19,679.74    | 1,534.10     | 132.30      | 56,510.82 | 77,856.96    | 8,252,362.86 |              |              |                     |             |      |

**Southwestern Public Service Company  
Gross Receipts (Sales) Taxes Paid - New Mexico  
12 Months Ended June 30, 2020**

| Line No. | Period Beginning                        | Period Ending | Days of Service | Midpoint Days (1) | Midpoint Date  | Payment Date | Lead Days | Gross Receipts Amount | Dollar Days    |                  |
|----------|---|---------------|-----------------|-------------------|----------------|--------------|-----------|-----------------------|----------------|------------------|
|          |   |               |                 |                   |                |              |           | \$                    | \$             |                  |
| 1        | New Mexico - Gross Receipts (Sales) Tax |               |                 |                   |                |              |           |                       |                |                  |
| 2        | 7/1/2019                                | 7/31/2019     | 31.0            | 15.5              | 7/16/19 12:00  | 08/23/19     | 38.0      | 2,964,652.66          | 112,656,801.08 |                  |
| 3        | 8/1/2019                                | 8/31/2019     | 31.0            | 15.5              | 8/16/19 12:00  | 09/25/19     | 40.0      | 3,128,990.20          | 125,159,608.00 |                  |
| 4        | 9/1/2019                                | 9/30/2019     | 30.0            | 15.0              | 9/16/19 0:00   | 10/25/19     | 39.5      | 2,945,634.55          | 116,352,564.73 |                  |
| 5        | 10/1/2019                               | 10/31/2019    | 31.0            | 15.5              | 10/16/19 12:00 | 11/25/19     | 40.0      | 3,190,567.93          | 127,622,717.20 |                  |
| 6        | 11/1/2019                               | 11/30/2019    | 30.0            | 15.0              | 11/16/19 0:00  | 12/24/19     | 38.5      | 2,647,880.26          | 101,943,390.01 |                  |
| 7        | 12/1/2019                               | 12/31/2019    | 31.0            | 15.5              | 12/16/19 12:00 | 01/24/20     | 39.0      | 3,375,019.52          | 131,625,761.28 |                  |
| 8        | 1/1/2020                                | 1/31/2020     | 31.0            | 15.5              | 1/16/20 12:00  | 02/25/20     | 40.0      | 3,356,030.73          | 134,241,229.20 |                  |
| 9        | 2/1/2020                                | 2/28/2020     | 28.0            | 14.0              | 2/15/20 0:00   | 03/25/20     | 39.5      | 3,099,670.25          | 122,436,974.88 |                  |
| 10       | 3/1/2020                                | 3/31/2020     | 31.0            | 15.5              | 3/16/20 12:00  | 04/24/20     | 39.0      | 5,108,596.82          | 199,235,275.98 |                  |
| 11       | 4/1/2020                                | 4/30/2020     | 30.0            | 15.0              | 4/16/20 0:00   | 05/25/20     | 39.5      | 5,290,773.35          | 208,985,547.33 |                  |
| 12       | 5/1/2020                                | 5/31/2020     | 31.0            | 15.5              | 5/16/20 12:00  | 06/25/20     | 40.0      | 9,837,555.76          | 393,502,230.40 |                  |
| 13       | 6/1/2020                                | 6/30/2020     | 30.0            | 15.0              | 6/16/20 0:00   | 07/24/20     | 38.5      | 4,460,044.20          | 171,711,701.70 |                  |
| 14       | Total                                   |               |                 |                   |                |              |           |                       |                |                  |
| 15       | Average Lead - New Mexico               |               |                 |                   |                |              |           | 39.38                 | 49,405,416.23  | 1,945,473,801.79 |
| 16       |   |               |                 |                   |                |              |           |                       |                |                  |
| 17       |   |               |                 |                   |                |              |           |                       |                |                  |

Southwestern Public Service Company  
Sales Taxes Paid - Texas  
12 Months Ended June 30, 2020

| Line No. | Period Beginning     | Period Ending | Days of Service | Midpoint Days (1) | Midpoint Date  | Payment Date | Lead Days | Sales Amount \$ | Dollar Days \$ |                |
|----------|----------------------|---------------|-----------------|-------------------|----------------|--------------|-----------|-----------------|----------------|----------------|
| 1        | Texas - Sales Tax    |               |                 |                   |                |              |           |                 |                |                |
| 2        | 7/1/2019             | 7/31/2019     | 31.0            | 15.5              | 7/16/19 12:00  | 08/20/19     | 35.0      | 2,251,188.46    | 78,791,596.10  |                |
| 3        | 8/1/2019             | 8/31/2019     | 31.0            | 15.5              | 8/16/19 12:00  | 09/20/19     | 35.0      | 2,410,495.43    | 84,367,340.05  |                |
| 4        | 9/1/2019             | 9/30/2019     | 30.0            | 15.0              | 9/16/19 0:00   | 10/18/19     | 32.5      | 2,187,313.19    | 71,087,678.68  |                |
| 5        | 10/1/2019            | 10/31/2019    | 31.0            | 15.5              | 10/16/19 12:00 | 11/20/19     | 35.0      | 1,860,479.62    | 65,116,786.70  |                |
| 6        | 11/1/2019            | 11/30/2019    | 30.0            | 15.0              | 11/16/19 0:00  | 12/20/19     | 34.5      | 1,773,609.49    | 61,189,527.41  |                |
| 7        | 12/1/2019            | 12/31/2019    | 31.0            | 15.5              | 12/16/19 12:00 | 01/17/20     | 32.0      | 1,880,370.31    | 60,171,849.92  |                |
| 8        | 1/1/2020             | 1/31/2020     | 31.0            | 15.5              | 1/16/20 12:00  | 02/20/20     | 35.0      | 1,665,203.49    | 58,282,122.15  |                |
| 9        | 2/1/2020             | 2/28/2020     | 28.0            | 14.0              | 2/15/20 0:00   | 03/20/20     | 34.5      | 1,438,041.46    | 49,612,430.37  |                |
| 10       | 3/1/2020             | 3/31/2020     | 31.0            | 15.5              | 3/16/20 12:00  | 04/20/20     | 35.0      | 1,766,169.43    | 61,815,930.05  |                |
| 11       | 4/1/2020             | 4/30/2020     | 30.0            | 15.0              | 4/16/20 0:00   | 05/20/20     | 34.5      | 1,679,536.16    | 57,943,997.52  |                |
| 12       | 5/1/2020             | 5/31/2020     | 31.0            | 15.5              | 5/16/20 12:00  | 06/19/20     | 34.0      | 1,146,843.31    | 38,992,672.54  |                |
| 13       | 6/1/2020             | 6/30/2020     | 30.0            | 15.0              | 6/16/20 0:00   | 07/20/20     | 34.5      | 1,755,659.75    | 60,570,261.38  |                |
| 14       |                      |               |                 |                   |                |              |           |                 |                |                |
| 15       | Total                |               |                 |                   |                |              |           |                 | 21,814,910.10  | 747,942,192.87 |
| 16       |                      |               |                 |                   |                |              |           |                 |                |                |
| 17       | Average Lead - Texas |               |                 |                   |                |              |           |                 | 34.29          |                |

Southwestern Public Service Company  
Sales Taxes Paid - Oklahoma  
12 Months Ended June 30, 2020

| Line No. | Period Beginning          | Period Ending | Days of Service | Midpoint Days (1) | Midpoint Date  | Payment Date | Lead Days | Sales Amount \$ | Dollar Days \$   |               |
|----------|---------------------------|---------------|-----------------|-------------------|----------------|--------------|-----------|-----------------|------------------|---------------|
| 1        | Oklahoma - Sales Tax      |               |                 |                   |                |              |           |                 |                  |               |
| 2        | 7/1/2019                  | 7/31/2019     | 31.0            | 15.5              | 7/16/19 12:00  | 08/20/19     | 35.0      | 0.00            | 0.00             |               |
| 3        | 8/1/2019                  | 8/31/2019     | 31.0            | 15.5              | 8/16/19 12:00  | 09/20/19     | 35.0      | 0.00            | 0.00             |               |
| 4        | 9/1/2019                  | 9/30/2019     | 30.0            | 15.0              | 9/16/19 0:00   | 10/18/19     | 32.5      | 0.00            | 0.00             |               |
| 5        | 10/1/2019                 | 10/31/2019    | 31.0            | 15.5              | 10/16/19 12:00 | 11/20/19     | 35.0      | 10,934.44       | 382,705.40       |               |
| 6        | 11/1/2019                 | 11/30/2019    | 30.0            | 15.0              | 11/16/19 0:00  | 12/20/19     | 34.5      | 0.00            | 0.00             |               |
| 7        | 12/1/2019                 | 12/31/2019    | 31.0            | 15.5              | 12/16/19 12:00 | 01/17/20     | 32.0      | 5.91            | 189.12           |               |
| 8        | 1/1/2020                  | 1/31/2020     | 31.0            | 15.5              | 1/16/20 12:00  | 02/20/20     | 35.0      | 0.00            | 0.00             |               |
| 9        | 2/1/2020                  | 2/28/2020     | 28.0            | 14.0              | 2/15/20 0:00   | 03/20/20     | 34.5      | 0.00            | 0.00             |               |
| 10       | 3/1/2020                  | 3/31/2020     | 31.0            | 15.5              | 3/16/20 12:00  | 04/20/20     | 35.0      | 0.00            | 0.00             |               |
| 11       | 4/1/2020                  | 4/30/2020     | 30.0            | 15.0              | 4/16/20 0:00   | 05/20/20     | 34.5      | 0.00            | 0.00             |               |
| 12       | 5/1/2020                  | 5/31/2020     | 31.0            | 15.5              | 5/16/20 12:00  | 06/19/20     | 34.0      | 0.00            | 0.00             |               |
| 13       | 6/1/2020                  | 6/30/2020     | 30.0            | 15.0              | 6/16/20 0:00   | 07/20/20     | 34.5      | 1,947.58        | 67,191.51        |               |
| 14       |                           |               |                 |                   |                |              |           |                 |                  |               |
| 15       | Total                     |               |                 |                   |                |              |           |                 | 12,887.93        | 450,086.03    |
| 16       |                           |               |                 |                   |                |              |           |                 |                  |               |
| 17       | Average Lead - Oklahoma   |               |                 |                   |                |              |           |                 | 34.92            |               |
| 18       |                           |               |                 |                   |                |              |           |                 |                  |               |
| 19       |                           |               |                 |                   |                |              |           |                 |                  |               |
| 20       | Average Lead - All States |               |                 |                   |                |              |           |                 | 37.82            | 71,233,214.26 |
|          |                           |               |                 |                   |                |              |           |                 | 2,693,866,080.69 |               |

**Southwestern Public Service Company  
Franchise Fees - Texas  
12 Months Ended June 30, 2020**

| Line No. | Period Beginning         | Period Ending | Days of Service | Midpoint Days (1) | Midpoint Date  | Payment Date | Lead Days | Franchise Fee Amount | Dollar Days   |
|----------|--------------------------|---------------|-----------------|-------------------|----------------|--------------|-----------|----------------------|---------------|
| 1        | Texas - Franchise Fees   |               |                 |                   |                |              |           |                      |               |
| 2        | Annual                   |               |                 |                   |                |              |           |                      |               |
| 3        | 7/1/2019                 | 12/31/2019    | 184.0           | 92.0              | 10/1/19 0:00   | 1/31/2020    | 122.5     | 56,720.09            | 6,948,211.03  |
| 4        | 1/1/2020                 | 6/30/2020     | 182.0           | 91.0              | 4/1/20 0:00    | 1/29/2021    | 303.5     | 39,396.90            | 11,956,959.15 |
| 8        | Total                    |               |                 |                   |                |              |           |                      |               |
| 9        | 96,116.99                |               |                 |                   |                |              |           |                      |               |
| 10       | 18,905,170.18            |               |                 |                   |                |              |           |                      |               |
| 11       | Average Lead - Annual    |               |                 |                   |                |              |           |                      |               |
| 12       | 196.69                   |               |                 |                   |                |              |           |                      |               |
| 13       |                          |               |                 |                   |                |              |           |                      |               |
| 14       | Quarterly                |               |                 |                   |                |              |           |                      |               |
| 15       | 7/1/2019                 | 7/31/2019     | 31.0            | 15.5              | 7/16/19 12:00  | 10/31/2019   | 107.0     | 800,415.10           | 85,644,415.70 |
| 16       | 8/1/2019                 | 8/31/2019     | 31.0            | 15.5              | 8/16/19 12:00  | 10/31/2019   | 76.0      | 820,925.84           | 62,390,363.84 |
| 17       | 9/1/2019                 | 9/30/2019     | 30.0            | 15.0              | 9/16/19 0:00   | 10/31/2019   | 45.5      | 670,887.89           | 30,525,399.00 |
| 18       | 10/1/2019                | 10/31/2019    | 31.0            | 15.5              | 10/16/19 12:00 | 1/31/2020    | 107.0     | 601,117.22           | 64,319,542.54 |
| 19       | 11/1/2019                | 11/30/2019    | 30.0            | 15.0              | 11/16/19 0:00  | 1/31/2020    | 76.5      | 457,839.65           | 35,024,733.23 |
| 20       | 12/1/2019                | 12/31/2019    | 31.0            | 15.5              | 12/16/19 12:00 | 1/31/2020    | 46.0      | 572,954.07           | 26,355,887.22 |
| 21       | 1/1/2020                 | 1/31/2020     | 31.0            | 15.5              | 1/16/20 12:00  | 4/30/2020    | 105.0     | 623,726.84           | 65,491,318.20 |
| 22       | 2/1/2020                 | 2/29/2020     | 29.0            | 14.5              | 2/15/20 12:00  | 4/30/2020    | 75.0      | 503,995.92           | 37,799,694.00 |
| 23       | 3/1/2020                 | 3/31/2020     | 31.0            | 15.5              | 3/16/20 12:00  | 4/30/2020    | 45.0      | 515,328.41           | 23,189,778.45 |
| 24       | 4/1/2020                 | 4/30/2020     | 30.0            | 15.0              | 4/16/20 0:00   | 7/31/2020    | 106.5     | 427,887.72           | 45,570,042.18 |
| 25       | 5/1/2020                 | 5/31/2020     | 31.0            | 15.5              | 5/16/20 12:00  | 7/31/2020    | 76.0      | 330,116.09           | 25,088,822.84 |
| 26       | 6/1/2020                 | 6/30/2020     | 30.0            | 15.0              | 6/16/20 0:00   | 7/31/2020    | 45.5      | 468,926.14           | 21,336,139.37 |
| 27       |                          |               |                 |                   |                |              |           |                      |               |
| 28       |                          |               |                 |                   |                |              |           |                      |               |
| 29       | Total                    |               |                 |                   |                |              |           |                      |               |
| 30       | 6,794,120.89             |               |                 |                   |                |              |           |                      |               |
| 31       | 522,736,136.57           |               |                 |                   |                |              |           |                      |               |
|          | Average Lead - Quarterly |               |                 |                   |                |              |           |                      |               |
|          | 76.94                    |               |                 |                   |                |              |           |                      |               |



Southwestern Public Service Company  
Franchise Fees - Texas  
12 Months Ended June 30, 2019

| Line No. | Period Beginning       | Period Ending | Days of Service | Midpoint Days (1) | Midpoint Date  | Payment Date | Lead Days | Franchise Fee Amount | Dollar Days    |
|----------|------------------------|---------------|-----------------|-------------------|----------------|--------------|-----------|----------------------|----------------|
| 32       | Monthly                |               |                 |                   |                |              |           |                      |                |
| 33       | 7/1/2019               | 7/31/2019     | 31.0            | 15.5              | 7/16/19 12:00  | 8/15/2019    | 30.0      | 911,298.08           | 27,338,942.40  |
| 34       | 8/1/2019               | 8/31/2019     | 31.0            | 15.5              | 8/16/19 12:00  | 9/13/2019    | 28.0      | 955,737.23           | 26,760,642.44  |
| 35       | 9/1/2019               | 9/30/2019     | 30.0            | 15.0              | 9/16/19 0:00   | 10/15/2019   | 29.5      | 792,963.39           | 23,392,420.01  |
| 36       | 10/1/2019              | 10/31/2019    | 31.0            | 15.5              | 10/16/19 12:00 | 11/15/2019   | 30.0      | 633,972.11           | 19,019,163.30  |
| 37       | 11/1/2019              | 11/30/2019    | 30.0            | 15.0              | 11/16/19 0:00  | 12/13/2019   | 27.5      | 535,675.04           | 14,731,063.60  |
| 38       | 12/1/2019              | 12/31/2019    | 31.0            | 15.5              | 12/16/19 12:00 | 1/15/2020    | 30.0      | 614,643.67           | 18,439,310.10  |
| 39       | 1/1/2020               | 1/31/2020     | 31.0            | 15.5              | 1/16/20 12:00  | 2/14/2020    | 29.0      | 650,673.34           | 18,869,526.86  |
| 40       | 2/1/2020               | 2/29/2020     | 29.0            | 14.5              | 2/15/20 12:00  | 3/13/2020    | 27.0      | 561,644.63           | 15,164,405.01  |
| 41       | 3/1/2020               | 3/31/2020     | 31.0            | 15.5              | 3/16/20 12:00  | 4/15/2020    | 30.0      | 587,274.95           | 17,618,248.50  |
| 42       | 4/1/2020               | 4/30/2020     | 30.0            | 15.0              | 4/16/20 0:00   | 5/15/2020    | 29.5      | 491,235.11           | 14,491,435.75  |
| 43       | 5/1/2020               | 5/31/2020     | 31.0            | 15.5              | 5/16/20 12:00  | 6/15/2020    | 30.0      | 389,954.68           | 11,698,640.40  |
| 44       | 6/1/2020               | 6/30/2020     | 30.0            | 15.0              | 6/16/20 0:00   | 7/15/2020    | 29.5      | 524,303.32           | 15,466,947.94  |
| 45       | 7/1/2019               | 7/31/2019     | 31.0            | 15.5              | 7/16/19 12:00  | 8/30/2019    | 45.0      | 74,374.45            | 3,346,850.25   |
| 46       | 8/1/2019               | 8/31/2019     | 31.0            | 15.5              | 8/16/19 12:00  | 9/30/2019    | 45.0      | 82,852.69            | 3,728,371.05   |
| 47       | 9/1/2019               | 9/30/2019     | 30.0            | 15.0              | 9/16/19 0:00   | 10/31/2019   | 45.5      | 55,946.85            | 2,545,581.68   |
| 48       | 10/1/2019              | 10/31/2019    | 31.0            | 15.5              | 10/16/19 12:00 | 11/29/2019   | 44.0      | 61,643.95            | 2,712,333.80   |
| 49       | 11/1/2019              | 11/30/2019    | 30.0            | 15.0              | 11/16/19 0:00  | 12/31/2019   | 45.5      | 36,706.77            | 1,670,158.04   |
| 50       | 12/1/2019              | 12/31/2019    | 31.0            | 15.5              | 12/16/19 12:00 | 1/31/2020    | 46.0      | 48,005.98            | 2,208,275.08   |
| 51       | 1/1/2020               | 1/31/2020     | 31.0            | 15.5              | 1/16/20 12:00  | 2/28/2020    | 43.0      | 53,695.19            | 2,308,893.17   |
| 52       | 2/1/2020               | 2/29/2020     | 29.0            | 14.5              | 2/15/20 12:00  | 3/31/2020    | 45.0      | 36,746.65            | 1,653,599.25   |
| 53       | 3/1/2020               | 3/31/2020     | 31.0            | 15.5              | 3/16/20 12:00  | 4/30/2020    | 45.0      | 48,748.90            | 2,193,700.50   |
| 54       | 4/1/2020               | 4/30/2020     | 30.0            | 15.0              | 4/16/20 0:00   | 5/29/2020    | 43.5      | 34,419.48            | 1,497,247.38   |
| 55       | 5/1/2020               | 5/31/2020     | 31.0            | 15.5              | 5/16/20 12:00  | 6/30/2020    | 45.0      | 31,559.88            | 1,420,194.60   |
| 56       | 6/1/2020               | 6/30/2020     | 30.0            | 15.0              | 6/16/20 0:00   | 7/31/2020    | 45.5      | 47,861.52            | 2,177,699.16   |
| 57       |                        |               |                 |                   |                |              |           |                      |                |
| 58       | Total                  |               |                 |                   |                |              |           | 8,261,937.86         | 250,453,650.27 |
| 59       | Average Lead - Monthly |               |                 |                   |                |              | 30.31     |                      |                |
| 60       |                        |               |                 |                   |                |              |           |                      |                |
| 61       | Average Lead Texas     |               |                 |                   |                |              | 52.28     | 15,152,175.74        | 792,094,957.02 |

**Southwestern Public Service Company  
Lead Lag - Texas Gross Margin (Franchise Income) Tax  
12 Months Ended June 30, 2020**

| Line No. | Period Covered From    | To         | Days of Service | Midpoint Days | Midpoint Date | Payment Date | Lead Days | Portion of Annual Tax | Weighted Lead Days |
|----------|------------------------|------------|-----------------|---------------|---------------|--------------|-----------|-----------------------|--------------------|
| 1        | 1/1/2019               | 12/31/2019 | 365             | 182.5         | 7/2/19 12:00  | 8/15/2019    | 44.0      | 10.00%                | 4.40               |
| 2        | 1/1/2020               | 12/31/2020 | 366             | 183.0         | 7/2/20 0:00   | 5/18/2020    | (44.5)    | 90.00%                | (40.05)            |
| 3        |                        |            |                 |               |               |              |           |                       |                    |
| 4        | <b>Total Lead Days</b> |            |                 |               |               |              |           |                       |                    |
|          |                        |            |                 |               |               |              |           |                       | <b>(35.65)</b>     |

**Southwestern Public Service Company  
Texas Gross Receipts Tax  
12 Months Ended June 30, 2020**

| Line No. | Period Beginning  | Period Ending | Days of Service | Midpoint Days (1) | Midpoint Date | Payment Date | Lead Days | Gross Receipts Tax \$ | Dollar Days \$ |
|----------|-------------------|---------------|-----------------|-------------------|---------------|--------------|-----------|-----------------------|----------------|
| 1        | 7/1/2019          | 9/30/2019     | 92.0            | 46.0              | 8/16/19 0:00  | 10/31/2019   | 76.5      | 1,930,140.62          | 147,655,757.70 |
| 2        | 10/1/2019         | 12/31/2019    | 92.0            | 46.0              | 11/16/19 0:00 | 1/31/2020    | 76.5      | 1,307,481.61          | 100,022,343.53 |
| 3        | 1/1/2020          | 3/31/2020     | 91.0            | 45.5              | 2/15/20 12:00 | 4/30/2020    | 75.0      | 1,344,376.78          | 100,828,258.79 |
| 4        | 4/1/2020          | 6/30/2020     | 91.0            | 45.5              | 5/16/20 12:00 | 7/31/2020    | 76.0      | 1,022,284.19          | 77,693,598.23  |
| 5        | 7/1/2019          | 6/30/2020     | 366.0           | 183.0             | 12/31/19 0:00 | 8/14/2020    | 227.5     | 1,217,000.00          | 276,867,500.00 |
| 6        |                   |               |                 |                   |               |              |           |                       |                |
| 7        | Totals            |               |                 |                   |               |              | 103.07    | 6,821,283.21          | 703,067,458.25 |
| 8        |                   |               |                 |                   |               |              |           |                       |                |
| 9        | Average Lead Days |               |                 |                   |               |              | 103.07    |                       |                |

**Southwestern Public Service Company  
Lead Lag - Federal Income Tax  
12 Months Ended June 30, 2020**

| Line No. | Period Covered From    | To         | Days of Service | Midpoint Days | Midpoint Date | Payment Date | Lead Days | Portion of Annual Tax | Weighted Lead Days |
|----------|------------------------|------------|-----------------|---------------|---------------|--------------|-----------|-----------------------|--------------------|
| 1        | 1/1/2019               | 12/31/2019 | 365             | 182.5         | 7/2/19 12:00  | 9/16/2019    | 76.0      | 25.00%                | 19.00              |
| 2        | 1/1/2019               | 12/31/2019 | 365             | 182.5         | 7/2/19 12:00  | 12/16/2019   | 167.0     | 25.00%                | 41.75              |
| 3        | 1/1/2020               | 12/31/2020 | 366             | 183.0         | 7/2/20 0:00   | 4/15/2020    | -77.5     | 25.00%                | -19.38             |
| 4        | 1/1/2020               | 12/31/2020 | 366             | 183.0         | 7/2/20 0:00   | 6/15/2020    | -16.5     | 25.00%                | -4.13              |
| 5        |                        |            |                 |               |               |              |           | <u>100.00%</u>        |                    |
| 6        |                        |            |                 |               |               |              |           |                       |                    |
| 7        | <b>Total Lead Days</b> |            |                 |               |               |              |           |                       | <b>37.24</b>       |

**Note:**

Payments are made on the 15th day of the 4th, 6th, 9th, and 12th months of the tax year.

Payment dates provided by Tax Services group.

If any date falls on a Saturday, Sunday, or legal holiday, the installment is due on the next regular business day.

**Southwestern Public Service Company  
Lead Lag - New Mexico Income Tax  
12 Months Ended June 30, 2020**

| Line No. | Period Covered From    | To         | Days of Service | Midpoint Days | Midpoint Date | Payment Date | Lead Days | Portion of Annual Tax | Weighted Lead Days |
|----------|------------------------|------------|-----------------|---------------|---------------|--------------|-----------|-----------------------|--------------------|
| 1        | 1/1/2019               | 12/31/2019 | 365             | 182.5         | 7/2/19 12:00  | 9/16/2019    | 76.0      | 25.00%                | 19.00              |
| 2        | 1/1/2019               | 12/31/2019 | 365             | 182.5         | 7/2/19 12:00  | 12/16/2019   | 167.0     | 25.00%                | 41.75              |
| 3        | 1/1/2020               | 12/31/2020 | 366             | 183.0         | 7/2/20 0:00   | 4/15/2020    | -77.5     | 25.00%                | -19.38             |
| 4        | 1/1/2020               | 12/31/2020 | 366             | 183.0         | 7/2/20 0:00   | 6/15/2020    | -16.5     | 25.00%                | -4.13              |
| 6        |                        |            |                 |               |               |              |           | <u>100.00%</u>        |                    |
| 7        |                        |            |                 |               |               |              |           |                       |                    |
| 8        | <b>Total Lead Days</b> |            |                 |               |               |              |           |                       |                    |
|          |                        |            |                 |               |               |              |           |                       | <b>37.24</b>       |

**Note:**

Effective in 2006, it is corporate policy to pay all state estimated income tax payments in four installments. The installments follow the Federal estimated income tax payments. Payments are made on the 15th day of the 4th, 6th, 9th, and 12th months of the tax year. If any date falls on a Saturday, Sunday, or legal holiday, the installment is due on the next regular business day. Texas does not have state income tax.

Southwestern Public Service Company  
Revenue Lag - Texas  
Study Results  
12 Months Ending June 30, 2020

| Texas Rate Group | Description                         | Population Data - Premises and Revenues |                   |                         |                       | Lag Study Results      |                                 |                          |                   |           |                      |
|------------------|-------------------------------------|---|-------------------|-------------------------|-----------------------|------------------------|---------------------------------|--------------------------|-------------------|-----------|----------------------|
|                  |                                     | Premises                                | Sample/<br>Census | Revenue                 | % of Total<br>Revenue | Average<br>Lag<br>Days | Weighted<br>Average<br>Lag Days | Number<br>of<br>Invoices | Std.<br>Deviation | Variance  | Weighted<br>Variance |
| FLC              | Flood Lights - Commercial           | 1,027                                   | Census            | \$1,288,811.25          | 0.18%                 | 30.796                 | 0.054                           | 10,375                   | 53.457            | 2,857.701 | 0.000000             |
| FLR              | Flood Lights - Residential          | 29                                      | Census            | \$10,474.64             | 0.00%                 | 31.301                 | 0.000                           | 280                      | 7.038             | 49.540    | 0.000000             |
| GLC              | Guard Lights - Commercial           | 4,024                                   | Sample            | \$1,564,665.88          | 0.21%                 | 30.709                 | 0.066                           | 7,492                    | 56.352            | 3,175.492 | 0.000002             |
| GLR              | Guard Lights - Residential          | 8,262                                   | Sample            | \$1,413,367.06          | 0.19%                 | 31.865                 | 0.062                           | 17,959                   | 46.013            | 2,117.226 | 0.000000             |
| GSPGLL           | General Service Primary General Low | 1                                       | Census            |                         |                       | 33.318                 | 0.008                           | 11                       | 3.250             | 10.564    | 0.000000             |
| GSTX             | General Service                     | 43                                      | Census            | \$3,334,871.47          | 0.46%                 | 37.522                 | 0.171                           | 405                      | 12.313            | 151.598   | 0.000000             |
| LGSTBTX          | Large Generation Trans Back         | 105                                     | Census            | \$162,689,611.10        | 22.22%                | 37.417                 | 8.314                           | 295                      | 16.274            | 264.847   | 0.000000             |
| LGSTTX           | Large Generation Service-Transmissi | 20                                      | Census            | \$19,544,896.25         | 2.67%                 | 39.002                 | 1.041                           | 90                       | 11.701            | 136.905   | 0.000000             |
| LMSPTX           | Large Municipal Service             | 14                                      | Census            | \$1,484,913.32          | 0.20%                 | 41.922                 | 0.085                           | 141                      | 16.967            | 287.895   | 0.000000             |
| LMSSTX           | Large Municipal Service             | 961                                     | Census            | \$8,543,852.09          | 1.17%                 | 43.545                 | 0.508                           | 10,413                   | 12.022            | 144.531   | 0.000000             |
| LSSPTX           | Large School Service                | 4                                       | Census            | \$154,924.96            | 0.02%                 | 44.058                 | 0.009                           | 48                       | 11.599            | 134.527   | 0.000000             |
| LSSSTX           | Large School Service                | 786                                     | Census            | \$11,648,861.83         | 1.59%                 | 40.866                 | 0.650                           | 8,412                    | 13.548            | 183.539   | 0.000000             |
| PGTX             | Primary General                     | 4,151                                   | Sample            | \$83,860,630.94         | 11.45%                | 40.737                 | 4.666                           | 2,723                    | 13.599            | 184.932   | 0.000891             |
| PQFSSTX          | Primary QF Standby                  | 21                                      | Census            | \$44,129.79             | 0.01%                 | 44.892                 | 0.003                           | 84                       | 18.813            | 353.912   | 0.000000             |
| RSHTX            | Residential Space Heating           | 28,889                                  | Sample            | \$40,325,343.55         | 5.51%                 | 33.427                 | 1.841                           | 8,764                    | 24.311            | 591.031   | 0.000205             |
| RTX              | Residential                         | 231,519                                 | Sample            | \$203,052,901.07        | 27.73%                | 38.219                 | 10.599                          | 9,203                    | 30.384            | 923.180   | 0.007715             |
| RTXTOU           | Residential - TOU                   | 51                                      | Census            | \$62,345.37             | 0.01%                 | 34.730                 | 0.003                           | 512                      | 29.287            | 857.746   | 0.000000             |
| SA-805           | Municipal Street Lighting           | 2                                       | Census            | \$4,799.53              | 0.00%                 | NA                     | NA                              | NA                       | NA                | NA        | 0.000000             |
| SA-810           | Municipal Street Lighting           | 3                                       | Census            | \$7,428.56              | 0.00%                 | 35.333                 | 0.000                           | 24                       | 5.475             | 29.971    | 0.000000             |
| SAS-12           | Special Agreement                   | 2                                       | Census            | \$16,019,210.43         | 2.19%                 | 36.634                 | 0.802                           | 10                       | 3.605             | 12.997    | 0.000000             |
| SAS-4            | Special Agreement                   | 2                                       | Census            | \$4,339,711.47          | 0.59%                 | 40.500                 | 0.240                           | 11                       | 6.132             | 37.600    | 0.000000             |
| SAS-8            | Special Agreement                   | 1                                       | Census            |                         |                       | NA                     | NA                              | NA                       | NA                | NA        | 0.000000             |
| SGSTX            | Small General Service               | 36,526                                  | Sample            | \$25,006,472.58         | 3.42%                 | 34.222                 | 1.169                           | 12,654                   | 39.008            | 1,521.593 | 0.000140             |
| SGTX             | Secondary General Service           | 13,732                                  | Sample            | \$135,355,456.84        | 18.49%                | 33.174                 | 6.133                           | 4,322                    | 93.644            | 8,769.172 | 0.069343             |
| SL               | Street Lighting                     | 85                                      | Census            | \$4,498,777.19          | 0.61%                 | 31.482                 | 0.193                           | 980                      | 23.496            | 552.071   | 0.000000             |
| SMSSSTX          | Small Municipal and School District | 3,134                                   | Sample            | \$1,594,212.26          | 0.22%                 | 41.319                 | 0.090                           | 1,263                    | 10.877            | 118.302   | 0.000000             |
| TQFSSTX          | Trans QF Standby                    | 38                                      | Census            | \$5,225,615.48          | 0.71%                 | 34.250                 | 0.244                           | 99                       | 1.768             | 3.125     | 0.000000             |
| <b>Total</b>     |                                     | <b>333,432</b>                          |                   | <b>\$732,168,691.20</b> | <b>100.00%</b>        |                        |                                 | <b>36,952</b>            |                   |           | <b>0.076297</b>      |

Total Rounded

36.95

**Southwestern Public Service Company**

**2020 Lead Lag Study**

**12 Months Ended June 30, 2020**

**Workpapers**

**Southwestern Public Service Company**

**2020 Lead Lag Study**

**12 Months Ended June 30, 2020**

**Workpapers**

Calendars and

Lead Lag Calculation Examples



# 2019

| January |    |    |    |    |    |    |
|---------|----|----|----|----|----|----|
| Su      | Mo | Tu | We | Th | Fr | Sa |
|         | 1  | 2  | 3  | 4  | 5  |    |
| 6       | 7  | 8  | 9  | 10 | 11 | 12 |
| 13      | 14 | 15 | 16 | 17 | 18 | 19 |
| 20      | 21 | 22 | 23 | 24 | 25 | 26 |
| 27      | 28 | 29 | 30 | 31 |    |    |

| February |    |    |    |    |    |    |
|----------|----|----|----|----|----|----|
| Su       | Mo | Tu | We | Th | Fr | Sa |
|          |    |    |    |    | 1  | 2  |
| 3        | 4  | 5  | 6  | 7  | 8  | 9  |
| 10       | 11 | 12 | 13 | 14 | 15 | 16 |
| 17       | 18 | 19 | 20 | 21 | 22 | 23 |
| 24       | 25 | 26 | 27 | 28 |    |    |

| March |    |    |    |    |    |    |
|-------|----|----|----|----|----|----|
| Su    | Mo | Tu | We | Th | Fr | Sa |
|       |    |    |    |    | 1  | 2  |
| 3     | 4  | 5  | 6  | 7  | 8  | 9  |
| 10    | 11 | 12 | 13 | 14 | 15 | 16 |
| 17    | 18 | 19 | 20 | 21 | 22 | 23 |
| 24    | 25 | 26 | 27 | 28 | 29 | 30 |
|       |    |    |    |    |    | 31 |

| April |    |    |    |    |    |    |
|-------|----|----|----|----|----|----|
| Su    | Mo | Tu | We | Th | Fr | Sa |
|       | 1  | 2  | 3  | 4  | 5  | 6  |
| 7     | 8  | 9  | 10 | 11 | 12 | 13 |
| 14    | 15 | 16 | 17 | 18 | 19 | 20 |
| 21    | 22 | 23 | 24 | 25 | 26 | 27 |
| 28    | 29 | 30 |    |    |    |    |

| May |    |    |    |    |    |    |
|-----|----|----|----|----|----|----|
| Su  | Mo | Tu | We | Th | Fr | Sa |
|     |    |    | 1  | 2  | 3  | 4  |
| 5   | 6  | 7  | 8  | 9  | 10 | 11 |
| 12  | 13 | 14 | 15 | 16 | 17 | 18 |
| 19  | 20 | 21 | 22 | 23 | 24 | 25 |
| 26  | 27 | 28 | 29 | 30 | 31 |    |

| June |    |    |    |    |    |    |
|------|----|----|----|----|----|----|
| Su   | Mo | Tu | We | Th | Fr | Sa |
|      |    |    |    |    |    | 1  |
| 2    | 3  | 4  | 5  | 6  | 7  | 8  |
| 9    | 10 | 11 | 12 | 13 | 14 | 15 |
| 16   | 17 | 18 | 19 | 20 | 21 | 22 |
| 23   | 24 | 25 | 26 | 27 | 28 | 29 |
|      |    |    |    |    |    | 30 |

| July |    |    |    |    |    |    |
|------|----|----|----|----|----|----|
| Su   | Mo | Tu | We | Th | Fr | Sa |
|      | 1  | 2  | 3  | 4  | 5  | 6  |
| 7    | 8  | 9  | 10 | 11 | 12 | 13 |
| 14   | 15 | 16 | 17 | 18 | 19 | 20 |
| 21   | 22 | 23 | 24 | 25 | 26 | 27 |
| 28   | 29 | 30 | 31 |    |    |    |

| August |    |    |    |    |    |    |
|--------|----|----|----|----|----|----|
| Su     | Mo | Tu | We | Th | Fr | Sa |
|        |    |    |    |    | 1  | 2  |
| 3      | 4  | 5  | 6  | 7  | 8  | 9  |
| 10     | 11 | 12 | 13 | 14 | 15 | 16 |
| 17     | 18 | 19 | 20 | 21 | 22 | 23 |
| 24     | 25 | 26 | 27 | 28 | 29 | 30 |
|        |    |    |    |    |    | 31 |

| September |    |    |    |    |    |    |
|-----------|----|----|----|----|----|----|
| Su        | Mo | Tu | We | Th | Fr | Sa |
|           | 1  | 2  | 3  | 4  | 5  | 6  |
| 7         | 8  | 9  | 10 | 11 | 12 | 13 |
| 14        | 15 | 16 | 17 | 18 | 19 | 20 |
| 21        | 22 | 23 | 24 | 25 | 26 | 27 |
| 28        | 29 | 30 |    |    |    |    |

| October |    |    |    |    |    |    |
|---------|----|----|----|----|----|----|
| Su      | Mo | Tu | We | Th | Fr | Sa |
|         |    |    |    |    | 1  | 2  |
| 3       | 4  | 5  | 6  | 7  | 8  | 9  |
| 10      | 11 | 12 | 13 | 14 | 15 | 16 |
| 17      | 18 | 19 | 20 | 21 | 22 | 23 |
| 24      | 25 | 26 | 27 | 28 | 29 | 30 |
|         |    |    |    |    |    | 31 |

| November |    |    |    |    |    |    |
|----------|----|----|----|----|----|----|
| Su       | Mo | Tu | We | Th | Fr | Sa |
|          |    |    |    |    | 1  | 2  |
| 3        | 4  | 5  | 6  | 7  | 8  | 9  |
| 10       | 11 | 12 | 13 | 14 | 15 | 16 |
| 17       | 18 | 19 | 20 | 21 | 22 | 23 |
| 24       | 25 | 26 | 27 | 28 | 29 | 30 |

| December |    |    |    |    |    |    |
|----------|----|----|----|----|----|----|
| Su       | Mo | Tu | We | Th | Fr | Sa |
|          | 1  | 2  | 3  | 4  | 5  | 6  |
| 7        | 8  | 9  | 10 | 11 | 12 | 13 |
| 14       | 15 | 16 | 17 | 18 | 19 | 20 |
| 21       | 22 | 23 | 24 | 25 | 26 | 27 |
| 28       | 29 | 30 | 31 |    |    |    |

January 1: New Year's Day, January 21: Martin Luther King Day, February 18: Presidents' Day, May 27: Memorial Day, July 4: Independence Day, September 2: Labor Day, October 14: Columbus Day, November 11: Veterans Day, November 28: Thanksgiving Day, December 25: Christmas Day

# 2020

| January |    |    |    |    |    |    |
|---------|----|----|----|----|----|----|
| Su      | Mo | Tu | We | Th | Fr | Sa |
|         | 1  | 2  | 3  | 4  |    |    |
| 5       | 6  | 7  | 8  | 9  | 10 | 11 |
| 12      | 13 | 14 | 15 | 16 | 17 | 18 |
| 19      | 20 | 21 | 22 | 23 | 24 | 25 |
| 26      | 27 | 28 | 29 | 30 | 31 |    |

| February |    |    |    |    |    |    |
|----------|----|----|----|----|----|----|
| Su       | Mo | Tu | We | Th | Fr | Sa |
|          |    |    |    |    |    | 1  |
| 2        | 3  | 4  | 5  | 6  | 7  | 8  |
| 9        | 10 | 11 | 12 | 13 | 14 | 15 |
| 16       | 17 | 18 | 19 | 20 | 21 | 22 |
| 23       | 24 | 25 | 26 | 27 | 28 | 29 |

| March |    |    |    |    |    |    |
|-------|----|----|----|----|----|----|
| Su    | Mo | Tu | We | Th | Fr | Sa |
|       | 1  | 2  | 3  | 4  | 5  | 6  |
| 7     | 8  | 9  | 10 | 11 | 12 | 13 |
| 14    | 15 | 16 | 17 | 18 | 19 | 20 |
| 21    | 22 | 23 | 24 | 25 | 26 | 27 |
| 28    | 29 | 30 | 31 |    |    |    |

| April |    |    |    |    |    |    |
|-------|----|----|----|----|----|----|
| Su    | Mo | Tu | We | Th | Fr | Sa |
|       |    |    |    |    | 1  | 2  |
| 3     | 4  | 5  | 6  | 7  | 8  | 9  |
| 10    | 11 | 12 | 13 | 14 | 15 | 16 |
| 17    | 18 | 19 | 20 | 21 | 22 | 23 |
| 24    | 25 | 26 | 27 | 28 | 29 | 30 |

| May |    |    |    |    |    |    |
|-----|----|----|----|----|----|----|
| Su  | Mo | Tu | We | Th | Fr | Sa |
|     |    |    |    |    | 1  | 2  |
| 3   | 4  | 5  | 6  | 7  | 8  | 9  |
| 10  | 11 | 12 | 13 | 14 | 15 | 16 |
| 17  | 18 | 19 | 20 | 21 | 22 | 23 |
| 24  | 25 | 26 | 27 | 28 | 29 | 30 |
|     |    |    |    |    |    | 31 |

| June |    |    |    |    |    |    |
|------|----|----|----|----|----|----|
| Su   | Mo | Tu | We | Th | Fr | Sa |
|      |    |    |    |    |    | 1  |
| 2    | 3  | 4  | 5  | 6  |    |    |
| 7    | 8  | 9  | 10 | 11 | 12 | 13 |
| 14   | 15 | 16 | 17 | 18 | 19 | 20 |
| 21   | 22 | 23 | 24 | 25 | 26 | 27 |
| 28   | 29 | 30 |    |    |    |    |

| July |    |    |    |    |    |    |
|------|----|----|----|----|----|----|
| Su   | Mo | Tu | We | Th | Fr | Sa |
|      | 1  | 2  | 3  | 4  |    |    |
| 5    | 6  | 7  | 8  | 9  | 10 | 11 |
| 12   | 13 | 14 | 15 | 16 | 17 | 18 |
| 19   | 20 | 21 | 22 | 23 | 24 | 25 |
| 26   | 27 | 28 | 29 | 30 | 31 |    |

| August |    |    |    |    |    |    |
|--------|----|----|----|----|----|----|
| Su     | Mo | Tu | We | Th | Fr | Sa |
|        |    |    |    |    |    | 1  |
| 2      | 3  | 4  | 5  | 6  | 7  | 8  |
| 9      | 10 | 11 | 12 | 13 | 14 | 15 |
| 16     | 17 | 18 | 19 | 20 | 21 | 22 |
| 23     | 24 | 25 | 26 | 27 | 28 | 29 |
|        |    |    |    |    |    | 30 |
|        |    |    |    |    |    | 31 |

| September |    |    |    |    |    |    |
|-----------|----|----|----|----|----|----|
| Su        | Mo | Tu | We | Th | Fr | Sa |
|           |    |    |    |    | 1  | 2  |
| 3         | 4  | 5  | 6  | 7  | 8  | 9  |
| 10        | 11 | 12 | 13 | 14 | 15 | 16 |
| 17        | 18 | 19 | 20 | 21 | 22 | 23 |
| 24        | 25 | 26 | 27 | 28 | 29 | 30 |

| October |    |    |    |    |    |    |
|---------|----|----|----|----|----|----|
| Su      | Mo | Tu | We | Th | Fr | Sa |
|         |    |    |    |    | 1  | 2  |
| 3       | 4  | 5  | 6  | 7  | 8  | 9  |
| 10      | 11 | 12 | 13 | 14 | 15 | 16 |
| 17      | 18 | 19 | 20 | 21 | 22 | 23 |
| 24      | 25 | 26 | 27 | 28 | 29 | 30 |
|         |    |    |    |    |    | 31 |

| November |    |    |    |    |    |    |
|----------|----|----|----|----|----|----|
| Su       | Mo | Tu | We | Th | Fr | Sa |
|          | 1  | 2  | 3  | 4  | 5  | 6  |
| 7        | 8  | 9  | 10 | 11 | 12 | 13 |
| 14       | 15 | 16 | 17 | 18 | 19 | 20 |
| 21       | 22 | 23 | 24 | 25 | 26 | 27 |
| 28       | 29 | 30 |    |    |    |    |

| December |    |    |    |    |    |    |
|----------|----|----|----|----|----|----|
| Su       | Mo | Tu | We | Th | Fr | Sa |
|          |    |    |    |    |    | 1  |
| 2        | 3  | 4  | 5  | 6  | 7  | 8  |
| 9        | 10 | 11 | 12 | 13 | 14 | 15 |
| 16       | 17 | 18 | 19 | 20 | 21 | 22 |
| 23       | 24 | 25 | 26 | 27 | 28 | 29 |
| 30       | 31 |    |    |    |    |    |

January 1: New Year's Day, January 20: Martin Luther King Day, February 17: Presidents' Day, May 25: Memorial Day, July 3: Independence Day (obs.), July 4: Independence Day, September 7: Labor Day, October 12: Columbus Day, November 11: Veterans Day, November 26: Thanksgiving Day, December 25: Christmas Day

## Board of Governors of the Federal Reserve System

# K.8 - Holidays Observed by the Federal Reserve System 2016-2019

For holidays falling on Saturday, Federal Reserve Banks and Branches will be open the preceding Friday; however, the Board of Governors will be closed. For holidays falling on Sunday, all Federal Reserve offices will be closed the following Monday.

|                       | 2016        | 2017         | 2018        | 2019        |
|-----------------------|-------------|--------------|-------------|-------------|
| New Year's Day        | January 1   | January 2    | January 1   | January 1   |
| MLKing Jr. Birthday   | January 18  | January 16   | January 15  | January 21  |
| Washington's Birthday | February 15 | February 20  | February 19 | February 18 |
| Memorial Day          | May 30      | May 29       | May 28      | May 27      |
| Independence Day      | July 4      | July 4       | July 4      | July 4      |
| Labor Day             | September 5 | September 4  | September 3 | September 2 |
| Columbus Day          | October 10  | October 9    | October 8   | October 14  |
| Veterans Day          | November 11 | November 11* | November 12 | November 11 |
| Thanksgiving Day      | November 24 | November 23  | November 22 | November 28 |
| Christmas Day         | December 26 | December 25  | December 25 | December 25 |

---

\* Saturday - the Board of Governors is closed on November 10, 2017.

The Board of Governors is closed in observance of Inauguration Day, January 20, 2017.

# Board of Governors of the Federal Reserve System

*The Federal Reserve, the central bank of the United States, provides the nation with a safe, flexible, and stable monetary and financial system.*

About the Fed

News & Events

Monetary Policy

Supervision & Regulation

Payment Systems

Economic Research

Data

Consumers & Communities

Home > **About the Fed**

## Holidays Observed - K.8

### K.8 - Holidays Observed by the Federal Reserve System 2020-2024

For holidays falling on Saturday, Federal Reserve Banks and Branches will be open the preceding Friday; however, the Board of Governors will be closed. For holidays falling on Sunday, all Federal Reserve offices will be closed the following Monday.

|  | 2020        | 2021         | 2022          | 2023         | 2024      |
|--|-------------|--------------|---------------|--------------|-----------|
| <b>New Year's Day</b>                      | January 1   | January 1    | January 1*    | January 1**  | January 1 |
| <b>Birthday of Martin Luther King, Jr.</b> | January 20  | January 18   | January 17    | January 16   | January 1 |
| <b>Washington's Birthday</b>               | February 17 | February 15  | February 21   | February 20  | February  |
| <b>Memorial Day</b>                        | May 25      | May 31       | May 30        | May 29       | May 27    |
| <b>Independence Day</b>                    | July 4*     | July 4**     | July 4        | July 4       | July 4    |
| <b>Labor Day</b>                           | September 7 | September 6  | September 5   | September 4  | Septemb   |
| <b>Columbus Day</b>                        | October 12  | October 11   | October 10    | October 9    | October 1 |
| <b>Veterans Day</b>                        | November 11 | November 11  | November 11   | November 11* | Novembe   |
| <b>Thanksgiving Day</b>                    | November 26 | November 25  | November 24   | November 23  | Novembe   |
| <b>Christmas Day</b>                       | December 25 | December 25* | December 25** | December 25  | Decembe   |

\* Saturday - the Board of Governors is closed on July 3, 2020, December 24, 2021, December 31, 2021, and November 10, 2023.

\*\* Sunday - the Board of Governors is closed on July 5, 2021, December 26, 2022, and January 2, 2023.

The Board of Governors is closed in observance of Inauguration Day on January 20, 2021.

[Return to table](#)

## 2019 Bi-Weekly Pay Calendar

| January |    |    |    |    |    |    |
|---------|----|----|----|----|----|----|
| Su      | Mo | Tu | We | Th | Fr | Sa |
|         |    | 1  | 2  | 3  | 4  | 5  |
| 6       | 7  | 8  | 9  | 10 | 11 | 12 |
| 13      | 14 | 15 | 16 | 17 | 18 | 19 |
| 20      | 21 | 22 | 23 | 24 | 25 | 26 |
| 27      | 28 | 29 | 30 | 31 |    |    |

| February |    |    |    |    |    |    |
|----------|----|----|----|----|----|----|
| Su       | Mo | Tu | We | Th | Fr | Sa |
|          |    |    |    |    | 1  | 2  |
| 3        | 4  | 5  | 6  | 7  | 8  | 9  |
| 10       | 11 | 12 | 13 | 14 | 15 | 16 |
| 17       | 18 | 19 | 20 | 21 | 22 | 23 |
| 24       | 25 | 26 | 27 | 28 |    |    |

| March |    |    |    |    |    |    |
|-------|----|----|----|----|----|----|
| Su    | Mo | Tu | We | Th | Fr | Sa |
|       |    |    |    |    | 1  | 2  |
| 3     | 4  | 5  | 6  | 7  | 8  | 9  |
| 10    | 11 | 12 | 13 | 14 | 15 | 16 |
| 17    | 18 | 19 | 20 | 21 | 22 | 23 |
| 24    | 25 | 26 | 27 | 28 | 29 | 30 |
| 31    |    |    |    |    |    |    |

| April |    |    |    |    |    |    |
|-------|----|----|----|----|----|----|
| Su    | Mo | Tu | We | Th | Fr | Sa |
|       | 1  | 2  | 3  | 4  | 5  | 6  |
| 7     | 8  | 9  | 10 | 11 | 12 | 13 |
| 14    | 15 | 16 | 17 | 18 | 19 | 20 |
| 21    | 22 | 23 | 24 | 25 | 26 | 27 |
| 28    | 29 | 30 |    |    |    |    |

| May |    |    |    |    |    |    |
|-----|----|----|----|----|----|----|
| Su  | Mo | Tu | We | Th | Fr | Sa |
|     |    |    | 1  | 2  | 3  | 4  |
| 5   | 6  | 7  | 8  | 9  | 10 | 11 |
| 12  | 13 | 14 | 15 | 16 | 17 | 18 |
| 19  | 20 | 21 | 22 | 23 | 24 | 25 |
| 26  | 27 | 28 | 29 | 30 | 31 |    |

| June |    |    |    |    |    |    |
|------|----|----|----|----|----|----|
| Su   | Mo | Tu | We | Th | Fr | Sa |
|      |    |    |    |    |    | 1  |
| 2    | 3  | 4  | 5  | 6  | 7  | 8  |
| 9    | 10 | 11 | 12 | 13 | 14 | 15 |
| 16   | 17 | 18 | 19 | 20 | 21 | 22 |
| 23   | 24 | 25 | 26 | 27 | 28 | 29 |
| 30   |    |    |    |    |    |    |

| July |    |    |    |    |    |    |
|------|----|----|----|----|----|----|
| Su   | Mo | Tu | We | Th | Fr | Sa |
|      | 1  | 2  | 3  | 4  | 5  | 6  |
| 7    | 8  | 9  | 10 | 11 | 12 | 13 |
| 14   | 15 | 16 | 17 | 18 | 19 | 20 |
| 21   | 22 | 23 | 24 | 25 | 26 | 27 |
| 28   | 29 | 30 | 31 |    |    |    |





| August |    |    |    |    |    |    |
|--------|----|----|----|----|----|----|
| Su     | Mo | Tu | We | Th | Fr | Sa |
|        |    |    |    | 1  | 2  | 3  |
| 4      | 5  | 6  | 7  | 8  | 9  | 10 |
| 11     | 12 | 13 | 14 | 15 | 16 | 17 |
| 18     | 19 | 20 | 21 | 22 | 23 | 24 |
| 25     | 26 | 27 | 28 | 29 | 30 | 31 |

| September |    |    |    |    |    |    |
|-----------|----|----|----|----|----|----|
| Su        | Mo | Tu | We | Th | Fr | Sa |
| 1         | 2  | 3  | 4  | 5  | 6  | 7  |
| 8         | 9  | 10 | 11 | 12 | 13 | 14 |
| 15        | 16 | 17 | 18 | 19 | 20 | 21 |
| 22        | 23 | 24 | 25 | 26 | 27 | 28 |
| 29        | 30 |    |    |    |    |    |

| October |    |    |    |    |    |    |
|---------|----|----|----|----|----|----|
| Su      | Mo | Tu | We | Th | Fr | Sa |
|         |    | 1  | 2  | 3  | 4  | 5  |
| 6       | 7  | 8  | 9  | 10 | 11 | 12 |
| 13      | 14 | 15 | 16 | 17 | 18 | 19 |
| 20      | 21 | 22 | 23 | 24 | 25 | 26 |
| 27      | 28 | 29 | 30 | 31 |    |    |

| November |    |    |    |    |    |    |
|----------|----|----|----|----|----|----|
| Su       | Mo | Tu | We | Th | Fr | Sa |
|          |    |    |    |    | 1  | 2  |
| 3        | 4  | 5  | 6  | 7  | 8  | 9  |
| 10       | 11 | 12 | 13 | 14 | 15 | 16 |
| 17       | 18 | 19 | 20 | 21 | 22 | 23 |
| 24       | 25 | 26 | 27 | 28 | 29 | 30 |

| December |    |    |    |    |    |    |
|----------|----|----|----|----|----|----|
| Su       | Mo | Tu | We | Th | Fr | Sa |
| 1        | 2  | 3  | 4  | 5  | 6  | 7  |
| 8        | 9  | 10 | 11 | 12 | 13 | 14 |
| 15       | 16 | 17 | 18 | 19 | 20 | 21 |
| 22       | 23 | 24 | 25 | 26 | 27 | 28 |
| 29       | 30 | 31 |    |    |    |    |

-  Bi-Weekly Payroll Close/Calculation Day
-  Bi-Weekly Accounting Close
-  Bi-Weekly Pay Day
-  Holiday's for non-bargaining

**MN/WI Pay Period End Date**

**PSC/SPS/XS Pay period End Date**

## 2019 Semi-Monthly Pay Calendar

| January |    |    |    |    |    |    |
|---------|----|----|----|----|----|----|
| Su      | Mo | Tu | We | Th | Fr | Sa |
|         |    | 1  | 2  | 3  | 4  | 5  |
| 6       | 7  | 8  | 9  | 10 | 11 | 12 |
| 13      | 14 | 15 | 16 | 17 | 18 | 19 |
| 20      | 21 | 22 | 23 | 24 | 25 | 26 |
| 27      | 28 | 29 | 30 | 31 |    |    |

| February |    |    |    |    |    |    |
|----------|----|----|----|----|----|----|
| Su       | Mo | Tu | We | Th | Fr | Sa |
|          |    |    |    |    | 1  | 2  |
| 3        | 4  | 5  | 6  | 7  | 8  | 9  |
| 10       | 11 | 12 | 13 | 14 | 15 | 16 |
| 17       | 18 | 19 | 20 | 21 | 22 | 23 |
| 24       | 25 | 26 | 27 | 28 |    |    |

| March |    |    |    |    |    |    |
|-------|----|----|----|----|----|----|
| Su    | Mo | Tu | We | Th | Fr | Sa |
|       |    |    |    |    | 1  | 2  |
| 3     | 4  | 5  | 6  | 7  | 8  | 9  |
| 10    | 11 | 12 | 13 | 14 | 15 | 16 |
| 17    | 18 | 19 | 20 | 21 | 22 | 23 |
| 24    | 25 | 26 | 27 | 28 | 29 | 30 |
| 31    |    |    |    |    |    |    |

| April |    |    |    |    |    |    |
|-------|----|----|----|----|----|----|
| Su    | Mo | Tu | We | Th | Fr | Sa |
|       | 1  | 2  | 3  | 4  | 5  | 6  |
| 7     | 8  | 9  | 10 | 11 | 12 | 13 |
| 14    | 15 | 16 | 17 | 18 | 19 | 20 |
| 21    | 22 | 23 | 24 | 25 | 26 | 27 |
| 28    | 29 | 30 |    |    |    |    |

| May |    |    |    |    |    |    |
|-----|----|----|----|----|----|----|
| Su  | Mo | Tu | We | Th | Fr | Sa |
|     |    |    | 1  | 2  | 3  | 4  |
| 5   | 6  | 7  | 8  | 9  | 10 | 11 |
| 12  | 13 | 14 | 15 | 16 | 17 | 18 |
| 19  | 20 | 21 | 22 | 23 | 24 | 25 |
| 26  | 27 | 28 | 29 | 30 | 31 |    |

| June |    |    |    |    |    |    |
|------|----|----|----|----|----|----|
| Su   | Mo | Tu | We | Th | Fr | Sa |
|      |    |    |    |    |    | 1  |
| 2    | 3  | 4  | 5  | 6  | 7  | 8  |
| 9    | 10 | 11 | 12 | 13 | 14 | 15 |
| 16   | 17 | 18 | 19 | 20 | 21 | 22 |
| 23   | 24 | 25 | 26 | 27 | 28 | 29 |
| 30   |    |    |    |    |    |    |

| July |    |    |    |    |    |    |
|------|----|----|----|----|----|----|
| Su   | Mo | Tu | We | Th | Fr | Sa |
|      | 1  | 2  | 3  | 4  | 5  | 6  |
| 7    | 8  | 9  | 10 | 11 | 12 | 13 |
| 14   | 15 | 16 | 17 | 18 | 19 | 20 |
| 21   | 22 | 23 | 24 | 25 | 26 | 27 |
| 28   | 29 | 30 | 31 |    |    |    |

| August |    |    |    |    |    |    |
|--------|----|----|----|----|----|----|
| Su     | Mo | Tu | We | Th | Fr | Sa |
|        |    |    |    | 1  | 2  | 3  |
| 4      | 5  | 6  | 7  | 8  | 9  | 10 |
| 11     | 12 | 13 | 14 | 15 | 16 | 17 |
| 18     | 19 | 20 | 21 | 22 | 23 | 24 |
| 25     | 26 | 27 | 28 | 29 | 30 | 31 |

| September |    |    |    |    |    |    |
|-----------|----|----|----|----|----|----|
| Su        | Mo | Tu | We | Th | Fr | Sa |
| 1         | 2  | 3  | 4  | 5  | 6  | 7  |
| 8         | 9  | 10 | 11 | 12 | 13 | 14 |
| 15        | 16 | 17 | 18 | 19 | 20 | 21 |
| 22        | 23 | 24 | 25 | 26 | 27 | 28 |
| 29        | 30 |    |    |    |    |    |

| October |    |    |    |    |    |    |
|---------|----|----|----|----|----|----|
| Su      | Mo | Tu | We | Th | Fr | Sa |
|         |    | 1  | 2  | 3  | 4  | 5  |
| 6       | 7  | 8  | 9  | 10 | 11 | 12 |
| 13      | 14 | 15 | 16 | 17 | 18 | 19 |
| 20      | 21 | 22 | 23 | 24 | 25 | 26 |
| 27      | 28 | 29 | 30 | 31 |    |    |

| November |    |    |    |    |    |    |
|----------|----|----|----|----|----|----|
| Su       | Mo | Tu | We | Th | Fr | Sa |
|          |    |    |    |    | 1  | 2  |
| 3        | 4  | 5  | 6  | 7  | 8  | 9  |
| 10       | 11 | 12 | 13 | 14 | 15 | 16 |
| 17       | 18 | 19 | 20 | 21 | 22 | 23 |
| 24       | 25 | 26 | 27 | 28 | 29 | 30 |

| December |    |    |    |    |    |    |
|----------|----|----|----|----|----|----|
| Su       | Mo | Tu | We | Th | Fr | Sa |
| 1        | 2  | 3  | 4  | 5  | 6  | 7  |
| 8        | 9  | 10 | 11 | 12 | 13 | 14 |
| 15       | 16 | 17 | 18 | 19 | 20 | 21 |
| 22       | 23 | 24 | 25 | 26 | 27 | 28 |
| 29       | 30 | 31 |    |    |    |    |

- Semi-monthly Payroll Close/Calculation Day
- Semi-monthly Accounting Close
- Semi-monthly Pay Day
- Holiday's for non- bargaining

## 2020 Bi-Weekly Pay Calendar

| January |    |    |    |    |    |    |
|---------|----|----|----|----|----|----|
| Su      | Mo | Tu | We | Th | Fr | Sa |
|         |    |    | 1  | 2  | 3  | 4  |
| 5       | 6  | 7  | 8  | 9  | 10 | 11 |
| 12      | 13 | 14 | 15 | 16 | 17 | 18 |
| 19      | 20 | 21 | 22 | 23 | 24 | 25 |
| 26      | 27 | 28 | 29 | 30 | 31 |    |

| February |    |    |    |    |    |    |
|----------|----|----|----|----|----|----|
| Su       | Mo | Tu | We | Th | Fr | Sa |
|          |    |    |    |    |    | 1  |
| 2        | 3  | 4  | 5  | 6  | 7  | 8  |
| 9        | 10 | 11 | 12 | 13 | 14 | 15 |
| 16       | 17 | 18 | 19 | 20 | 21 | 22 |
| 23       | 24 | 25 | 26 | 27 | 28 | 29 |

| March |    |    |    |    |    |    |
|-------|----|----|----|----|----|----|
| Su    | Mo | Tu | We | Th | Fr | Sa |
| 1     | 2  | 3  | 4  | 5  | 6  | 7  |
| 8     | 9  | 10 | 11 | 12 | 13 | 14 |
| 15    | 16 | 17 | 18 | 19 | 20 | 21 |
| 22    | 23 | 24 | 25 | 26 | 27 | 28 |
| 29    | 30 | 31 |    |    |    |    |

| April |    |    |    |    |    |    |
|-------|----|----|----|----|----|----|
| Su    | Mo | Tu | We | Th | Fr | Sa |
|       |    |    | 1  | 2  | 3  | 4  |
| 5     | 6  | 7  | 8  | 9  | 10 | 11 |
| 12    | 13 | 14 | 15 | 16 | 17 | 18 |
| 19    | 20 | 21 | 22 | 23 | 24 | 25 |
| 26    | 27 | 28 | 29 | 30 |    |    |

| May |    |    |    |    |    |    |
|-----|----|----|----|----|----|----|
| Su  | Mo | Tu | We | Th | Fr | Sa |
|     |    |    |    |    | 1  | 2  |
| 3   | 4  | 5  | 6  | 7  | 8  | 9  |
| 10  | 11 | 12 | 13 | 14 | 15 | 16 |
| 17  | 18 | 19 | 20 | 21 | 22 | 23 |
| 24  | 25 | 26 | 27 | 28 | 29 | 30 |
| 31  |    |    |    |    |    |    |

| June |    |    |    |    |    |    |
|------|----|----|----|----|----|----|
| Su   | Mo | Tu | We | Th | Fr | Sa |
|      | 1  | 2  | 3  | 4  | 5  | 6  |
| 7    | 8  | 9  | 10 | 11 | 12 | 13 |
| 14   | 15 | 16 | 17 | 18 | 19 | 20 |
| 21   | 22 | 23 | 24 | 25 | 26 | 27 |
| 28   | 29 | 30 |    |    |    |    |

| July |    |    |    |    |    |    |
|------|----|----|----|----|----|----|
| Su   | Mo | Tu | We | Th | Fr | Sa |
|      |    |    | 1  | 2  | 3  | 4  |
| 5    | 6  | 7  | 8  | 9  | 10 | 11 |
| 12   | 13 | 14 | 15 | 16 | 17 | 18 |
| 19   | 20 | 21 | 22 | 23 | 24 | 25 |
| 26   | 27 | 28 | 29 | 30 | 31 |    |

| August |    |    |    |    |    |    |
|--------|----|----|----|----|----|----|
| Su     | Mo | Tu | We | Th | Fr | Sa |
|        |    |    |    |    |    | 1  |
| 2      | 3  | 4  | 5  | 6  | 7  | 8  |
| 9      | 10 | 11 | 12 | 13 | 14 | 15 |
| 16     | 17 | 18 | 19 | 20 | 21 | 22 |
| 23     | 24 | 25 | 26 | 27 | 28 | 29 |
| 30     | 31 |    |    |    |    |    |

| September |    |    |    |    |    |    |
|-----------|----|----|----|----|----|----|
| Su        | Mo | Tu | We | Th | Fr | Sa |
|           |    | 1  | 2  | 3  | 4  | 5  |
| 6         | 7  | 8  | 9  | 10 | 11 | 12 |
| 13        | 14 | 15 | 16 | 17 | 18 | 19 |
| 20        | 21 | 22 | 23 | 24 | 25 | 26 |
| 27        | 28 | 29 | 30 |    |    |    |

| October |    |    |    |    |    |    |
|---------|----|----|----|----|----|----|
| Su      | Mo | Tu | We | Th | Fr | Sa |
|         |    |    |    | 1  | 2  | 3  |
| 4       | 5  | 6  | 7  | 8  | 9  | 10 |
| 11      | 12 | 13 | 14 | 15 | 16 | 17 |
| 18      | 19 | 20 | 21 | 22 | 23 | 24 |
| 25      | 26 | 27 | 28 | 29 | 30 | 31 |

| November |    |    |    |    |    |    |
|----------|----|----|----|----|----|----|
| Su       | Mo | Tu | We | Th | Fr | Sa |
| 1        | 2  | 3  | 4  | 5  | 6  | 7  |
| 8        | 9  | 10 | 11 | 12 | 13 | 14 |
| 15       | 16 | 17 | 18 | 19 | 20 | 21 |
| 22       | 23 | 24 | 25 | 26 | 27 | 28 |
| 29       | 30 |    |    |    |    |    |

| December |    |    |    |    |    |    |
|----------|----|----|----|----|----|----|
| Su       | Mo | Tu | We | Th | Fr | Sa |
|          |    | 1  | 2  | 3  | 4  | 5  |
| 6        | 7  | 8  | 9  | 10 | 11 | 12 |
| 13       | 14 | 15 | 16 | 17 | 18 | 19 |
| 20       | 21 | 22 | 23 | 24 | 25 | 26 |
| 27       | 28 | 29 | 30 | 31 |    |    |

- Bi-Weekly Payroll Close/Calculation Day
- Bi-Weekly Accounting Close
- Bi-Weekly Pay Day
- Holiday's for non-bargaining

**MN/WI Pay Period End Date**

**PSC/SPS/XS Pay period End Date**

## 2020 Semi-Monthly Pay Calendar

| January |    |    |    |    |    |    |
|---------|----|----|----|----|----|----|
| Su      | Mo | Tu | We | Th | Fr | Sa |
|         |    |    | 1  | 2  | 3  | 4  |
| 5       | 6  | 7  | 8  | 9  | 10 | 11 |
| 12      | 13 | 14 | 15 | 16 | 17 | 18 |
| 19      | 20 | 21 | 22 | 23 | 24 | 25 |
| 26      | 27 | 28 | 29 | 30 | 31 |    |

| February |    |    |    |    |    |    |
|----------|----|----|----|----|----|----|
| Su       | Mo | Tu | We | Th | Fr | Sa |
|          |    |    |    |    |    | 1  |
| 2        | 3  | 4  | 5  | 6  | 7  | 8  |
| 9        | 10 | 11 | 12 | 13 | 14 | 15 |
| 16       | 17 | 18 | 19 | 20 | 21 | 22 |
| 23       | 24 | 25 | 26 | 27 | 28 | 29 |

| March |    |    |    |    |    |    |
|-------|----|----|----|----|----|----|
| Su    | Mo | Tu | We | Th | Fr | Sa |
| 1     | 2  | 3  | 4  | 5  | 6  | 7  |
| 8     | 9  | 10 | 11 | 12 | 13 | 14 |
| 15    | 16 | 17 | 18 | 19 | 20 | 21 |
| 22    | 23 | 24 | 25 | 26 | 27 | 28 |
| 29    | 30 | 31 |    |    |    |    |

| April |    |    |    |    |    |    |
|-------|----|----|----|----|----|----|
| Su    | Mo | Tu | We | Th | Fr | Sa |
|       |    |    | 1  | 2  | 3  | 4  |
| 5     | 6  | 7  | 8  | 9  | 10 | 11 |
| 12    | 13 | 14 | 15 | 16 | 17 | 18 |
| 19    | 20 | 21 | 22 | 23 | 24 | 25 |
| 26    | 27 | 28 | 29 | 30 |    |    |

| May |    |    |    |    |    |    |
|-----|----|----|----|----|----|----|
| Su  | Mo | Tu | We | Th | Fr | Sa |
|     |    |    |    |    | 1  | 2  |
| 3   | 4  | 5  | 6  | 7  | 8  | 9  |
| 10  | 11 | 12 | 13 | 14 | 15 | 16 |
| 17  | 18 | 19 | 20 | 21 | 22 | 23 |
| 24  | 25 | 26 | 27 | 28 | 29 | 30 |
| 31  |    |    |    |    |    |    |

| June |    |    |    |    |    |    |
|------|----|----|----|----|----|----|
| Su   | Mo | Tu | We | Th | Fr | Sa |
|      | 1  | 2  | 3  | 4  | 5  | 6  |
| 7    | 8  | 9  | 10 | 11 | 12 | 13 |
| 14   | 15 | 16 | 17 | 18 | 19 | 20 |
| 21   | 22 | 23 | 24 | 25 | 26 | 27 |
| 28   | 29 | 30 |    |    |    |    |

| July |    |    |    |    |    |    |
|------|----|----|----|----|----|----|
| Su   | Mo | Tu | We | Th | Fr | Sa |
|      |    |    | 1  | 2  | 3  | 4  |
| 5    | 6  | 7  | 8  | 9  | 10 | 11 |
| 12   | 13 | 14 | 15 | 16 | 17 | 18 |
| 19   | 20 | 21 | 22 | 23 | 24 | 25 |
| 26   | 27 | 28 | 29 | 30 | 31 |    |

| August |    |    |    |    |    |    |
|--------|----|----|----|----|----|----|
| Su     | Mo | Tu | We | Th | Fr | Sa |
|        |    |    |    |    |    | 1  |
| 2      | 3  | 4  | 5  | 6  | 7  | 8  |
| 9      | 10 | 11 | 12 | 13 | 14 | 15 |
| 16     | 17 | 18 | 19 | 20 | 21 | 22 |
| 23     | 24 | 25 | 26 | 27 | 28 | 29 |
| 30     | 31 |    |    |    |    |    |

| September |    |    |    |    |    |    |
|-----------|----|----|----|----|----|----|
| Su        | Mo | Tu | We | Th | Fr | Sa |
|           |    | 1  | 2  | 3  | 4  | 5  |
| 6         | 7  | 8  | 9  | 10 | 11 | 12 |
| 13        | 14 | 15 | 16 | 17 | 18 | 19 |
| 20        | 21 | 22 | 23 | 24 | 25 | 26 |
| 27        | 28 | 29 | 30 |    |    |    |

| October |    |    |    |    |    |    |
|---------|----|----|----|----|----|----|
| Su      | Mo | Tu | We | Th | Fr | Sa |
|         |    |    |    | 1  | 2  | 3  |
| 4       | 5  | 6  | 7  | 8  | 9  | 10 |
| 11      | 12 | 13 | 14 | 15 | 16 | 17 |
| 18      | 19 | 20 | 21 | 22 | 23 | 24 |
| 25      | 26 | 27 | 28 | 29 | 30 | 31 |

| November |    |    |    |    |    |    |
|----------|----|----|----|----|----|----|
| Su       | Mo | Tu | We | Th | Fr | Sa |
| 1        | 2  | 3  | 4  | 5  | 6  | 7  |
| 8        | 9  | 10 | 11 | 12 | 13 | 14 |
| 15       | 16 | 17 | 18 | 19 | 20 | 21 |
| 22       | 23 | 24 | 25 | 26 | 27 | 28 |
| 29       | 30 |    |    |    |    |    |

| December |    |    |    |    |    |    |
|----------|----|----|----|----|----|----|
| Su       | Mo | Tu | We | Th | Fr | Sa |
|          |    | 1  | 2  | 3  | 4  | 5  |
| 6        | 7  | 8  | 9  | 10 | 11 | 12 |
| 13       | 14 | 15 | 16 | 17 | 18 | 19 |
| 20       | 21 | 22 | 23 | 24 | 25 | 26 |
| 27       | 28 | 29 | 30 | 31 |    |    |

- Semi-monthly Payroll Close/Calculation Day
- Semi-monthly Accounting Close
- Semi-monthly Pay Day
- Holiday's for non- bargaining



## 2019 Xcel Energy Holiday Schedule

| Holiday                          | Day Observed           | Xcel Energy Non-Bargaining | NSP Bargaining | PSCo Bargaining | SPS Bargaining | Nuclear Bargaining |
|----------------------------------|------------------------|----------------------------|----------------|-----------------|----------------|--------------------|
| New Year's Day                   | Tuesday, January 1     | √                          | √              | √               | √              | √                  |
| President's Day                  | Monday, February 18    | -----                      | -----          | √               | -----          | -----              |
| Good Friday                      | Friday, April 19       | -----                      | √              | -----           | √              | -----              |
| Memorial Day                     | Monday, May 27         | √                          | √              | √               | √              | √                  |
| Independence Day                 | Thursday, July 4       | √                          | √              | √               | √              | √                  |
| Labor Day                        | Monday, September 2    | √                          | √              | √               | √              | √                  |
| Thanksgiving Day                 | Thursday, November 28  | √                          | √              | √               | √              | √                  |
| Day after Thanksgiving           | Friday, November 29    | -----                      | √              | √               | √              | √**                |
| Christmas Eve                    | Tuesday, December 24   | -----                      | √              | √*              | √              | √**                |
| Christmas Day                    | Wednesday, December 25 | √                          | √              | √               | √              | √                  |
| Employee's Birthday              |                        | -----                      | √              | -----           | -----          | -----              |
| Personal Floating Holidays / MAT |                        | 5 days                     | 1 day          | 3.5 days        | 1 day          | 3 days**           |
| <b>Total Holiday</b>             |                        | <b>11 days</b>             | <b>11 days</b> | <b>12 days</b>  | <b>10 days</b> | <b>11 days</b>     |

All holiday are eight (8) hours except as noted.

\*1/2 day (4 hours)

\*\*Unless otherwise noted in Collective Bargaining Agreement



## 2020 Xcel Energy Holiday Schedule

| Holiday                          | Day Observed                  | Xcel Energy Non-Bargaining | NSP Bargaining | PSCo Bargaining | SPS Bargaining | Nuclear Bargaining |
|----------------------------------|-------------------------------|----------------------------|----------------|-----------------|----------------|--------------------|
| New Year's Day                   | Wednesday, January 1          | √                          | √              | √               | √              | √                  |
| President's Day                  | Monday, February 17           | -----                      | -----          | √               | -----          | -----              |
| Good Friday                      | Friday, April 10              | -----                      | √              | -----           | √              | -----              |
| Memorial Day                     | Monday, May 25                | √                          | √              | √               | √              | √                  |
| Independence Day                 | Friday, July 3 <sup>(1)</sup> | √                          | √              | √               | √              | √                  |
| Labor Day                        | Monday, September 7           | √                          | √              | √               | √              | √                  |
| Thanksgiving Day                 | Thursday, November 26         | √                          | √              | √               | √              | √                  |
| Day after Thanksgiving           | Friday, November 27           | -----                      | √              | √               | √              | √**                |
| Christmas Eve                    | Thursday, December 24         | -----                      | √              | √*              | √              | √**                |
| Christmas Day                    | Friday, December 25           | √                          | √              | √               | √              | √                  |
| Employee's Birthday              |                               | -----                      | √              | -----           | -----          | -----              |
| Personal Floating Holidays / MAT |                               | 5 days                     | 1 day          | 3.5 days        | 1 day          | 3 days**           |
| <b>Total Holiday</b>             |                               | <b>11 days</b>             | <b>11 days</b> | <b>12 days</b>  | <b>10 days</b> | <b>11 days</b>     |

All holiday are eight (8) hours except as noted.

\*1/2 day (4 hours)

\*\*Unless otherwise noted in Collective Bargaining Agreement

<sup>(1)</sup> Independence Day falls on a Saturday. Friday, July 3<sup>rd</sup> will be treated as a holiday for pay and leave purposes.

**Lead Lag Studies**  
**2020 Lead Lag Study**  
**Calculation of Revenue Lag and Expense Lead Days**

|                                   |               |               |               |              |
|-----------------------------------|---------------|---------------|---------------|--------------|
| + To service date                 | 7/31/2019     | 8/31/2019     | 3/31/2020     | 2/29/2020    |
| - From service date               | 7/1/2019      | 8/1/2019      | 3/1/2020      | 2/16/2020    |
| + 1 day to include to service day | 1.0           | 1.0           | 1.0           | 1.0          |
| = Days of service                 | 31.0          | 31.0          | 31.0          | 14.0         |
| Divide by 2                       |               |               |               |              |
| = Midpoint days                   | 15.5          | 15.5          | 15.5          | 7            |
| + From service date               | 7/1/2019      | 8/1/2019      | 3/1/2020      | 2/16/2020    |
| = Midpoint date                   | 7/16/19 12:00 | 8/16/19 12:00 | 3/16/20 12:00 | 2/23/20 0:00 |
| + Payment date                    | 7/29/2019     | 9/26/2019     | 4/17/2020     | 3/30/2020    |
| - Midpoint date                   | 7/16/19 12:00 | 8/16/19 12:00 | 3/16/20 12:00 | 2/23/20 0:00 |
| + .5 day to bring to noon         | 0.5           | 0.5           | 0.5           | 0.5          |
| = lag or lead days                | 13.0          | 41.0          | 32.0          | 36.5         |

The entire "from day" and "to day" is counted.  
 Half a day is added to bring the receipt or payment date to noon of that day.

**Southwestern Public Service Company  
2020 Texas Lag Study Sampling Methodology**

**Process**

1. Review data from previous study.
  - a. Calculate the rate class mean and variance of the 2018 SPS-Texas Lag study (or the proxy study) to use as the proxy mean and variance for the current 2020 SPS study.
  - b. Verify that rate class mean, variance and record count equal those statistics calculated in database.
  - c. Calculate Cochran's minimum sample size required for positively skewed distributions.
2. Select census customers (debtors) for rates with less than 2,000 customers.
3. Determine rate class sample sizes using the mean and variance statistics from the 2018 SPS-Texas study to achieve an estimated 95% confidence of 5% precision at the rate class level. Use a minimum of 30 sample points or Cochran's minimum sample size required for positively skewed distributions. Add 50% additional records to account for missing data and ensure confidence intervals are narrow for each rate class. Sample design is shown below:

**Southwestern Public Service Company  
2020 Texas Lag Study Sampling Methodology**

|            |    |      |
|------------|----|------|
| Confidence | 95 | 1.96 |
| Precision  | 5  |      |

| Texas Rate Group | Premises       | Sample/Census | Revenue \$            | % of Total Revenue | 2018 SPS Texas Mean Lag Days | 2018 SPS Texas Variance of Lag Days | Sample Size with FPC | Sample Size with 50% Alternates |
|------------------|----------------|---------------|-----------------------|--------------------|------------------------------|-------------------------------------|----------------------|---------------------------------|
| FLC              | 1,027          | Census        | 1,288,811.25          | 0.18%              |                              |                                     |                      |                                 |
| FLR              | 29             | Census        | 10,474.64             | 0.00%              |                              |                                     |                      |                                 |
| GLC              | 4,024          | Sample        | 1,564,665.88          | 0.21%              | 32.071                       | 343.642                             | 456                  | 684                             |
| GLR              | 8,262          | Sample        | 1,413,367.06          | 0.19%              | 31.991                       | 837.531                             | 1,092                | 1,638                           |
| GSPGLL           | 1              | Census        |                       |                    |                              |                                     |                      |                                 |
| GSTX             | 43             | Census        | 3,334,871.47          | 0.46%              |                              |                                     |                      |                                 |
| LGSTBTX          | 105            | Census        | 162,689,611.10        | 22.22%             |                              |                                     |                      |                                 |
| LGSTTX           | 20             | Census        | 19,544,896.25         | 2.67%              |                              |                                     |                      |                                 |
| LMSPTX           | 14             | Census        | 1,484,913.32          | 0.20%              |                              |                                     |                      |                                 |
| LMSSTX           | 961            | Census        | 8,543,852.09          | 1.17%              |                              |                                     |                      |                                 |
| LSSPTX           | 4              | Census        | 154,924.96            | 0.02%              |                              |                                     |                      |                                 |
| LSSSTX           | 786            | Census        | 11,648,861.83         | 1.59%              |                              |                                     |                      |                                 |
| PGTX             | 4,151          | Sample        | 83,860,630.94         | 11.45%             | 38.253                       | 199.360                             | 200                  | 300                             |
| PQFSSTX          | 21             | Census        | 44,129.79             | 0.01%              |                              |                                     |                      |                                 |
| RSHTX            | 28,889         | Sample        | 40,325,343.55         | 5.51%              | 34.109                       | 400.044                             | 519                  | 779                             |
| RTX              | 231,519        | Sample        | 203,052,901.07        | 27.73%             | 38.754                       | 682.997                             | 697                  | 1,046                           |
| RTXTOU           | 51             | Census        | 62,345.37             | 0.01%              |                              |                                     |                      |                                 |
| SA-805           | 2              | Census        | 4,799.53              | 0.00%              |                              |                                     |                      |                                 |
| SA-810           | 3              | Census        | 7,428.56              | 0.00%              |                              |                                     |                      |                                 |
| SAS-12           | 2              | Census        | 16,019,210.43         | 2.19%              |                              |                                     |                      |                                 |
| SAS-4            | 2              | Census        | 4,339,711.47          | 0.59%              |                              |                                     |                      |                                 |
| SAS-8            | 1              | Census        |                       |                    |                              |                                     |                      |                                 |
| SGSTX            | 36,526         | Sample        | 25,006,472.58         | 3.42%              | 34.322                       | 681.542                             | 868                  | 1,303                           |
| SGTX             | 13,732         | Sample        | 135,355,456.84        | 18.49%             | 34.808                       | 227.360                             | 283                  | 424                             |
| SL               | 85             | Census        | 4,498,777.19          | 0.61%              |                              |                                     |                      |                                 |
| SMSSTX           | 3,134          | Sample        | 1,594,212.26          | 0.22%              | 40.059                       | 104.742                             | 98                   | 146                             |
| TQFSSTX          | 38             | Census        | 5,225,615.48          | 0.71%              |                              |                                     |                      |                                 |
| <b>Total</b>     | <b>333,432</b> |               | <b>732,168,691.20</b> | <b>100.00%</b>     |                              |                                     |                      |                                 |

|                       |              |
|-----------------------|--------------|
| <b>Sample Records</b> | <b>6,319</b> |
| <b>Census Records</b> | <b>3,195</b> |
| <b>Total Records</b>  | <b>9,514</b> |

- Remove census debtors from population and randomly select sample debtors using SPSS random sampling procedure.
- Send census and sample debtor accounts to CRS staff for billing and payment data extraction.

**Southwestern Public Service Company  
2020 Texas Lag Study Sampling Methodology**

**Sampling Calculations**

Rate classes with less than 2,000 debtors will be 100% sampled; all other rate classes will be sampled at 95/5. All invoices assigned to a selected debtor will be included in the analysis.

For each sampled rate class, sample size will be calculated as:

$$n_{k,s} = \frac{Z^2 S_{k,2018}^2}{d^2 \bar{x}_{k,2018}^2} * 1.5$$

Where

- $n_{k,s}$  = sample size (debtors) for rate class  $k$
- $Z$  = 1.96 (95% confidence based on normal distribution)
- $S_{k,2018}$  = standard deviation of 2018 lag day mean for rate class  $k$
- $d$  = precision required (5%)
- $\bar{x}_{k,2018}$  = 2018 estimated lag day mean for rate class  $k$

A minimum of 30 sample points or the sample size calculated by Cochran's adjustment to account for a positively skewed distribution is required.

Census and calculated sample sizes by rate group are shown in the table.

Across all rate classes, the calculation used to verify a sample size required for 99/1 using 100% sampling of small rate classes and 95/5 sampling of large rate classes is:

$$d = \frac{z \left( \sum_h W_h^2 \frac{S_{h,2018}^2}{n_h} (1 - f_h) \right)}{\left( \sum_h W_h \bar{x}_{h,2018} \right)}$$

where

- $d$  = calculated precision
- $Z$  = 2.575 (99% confidence based on normal distribution)
- $W_h$  = rate group revenue stated as a percent of total revenue across all rate groups
- $S_{h,2018}$  = standard deviation of 2018 lag day mean for rate class  $h$
- $n_h$  = 2018 sample size (invoices) for rate class  $h$
- $f_h = 1 - \frac{n_h}{N_h}$
- $\bar{x}_{h,2018}$  = 2018 estimated lag day mean for account class  $h$

**Southwestern Public Service Company  
2020 Texas Lag Study Sampling Methodology**

**Random Sample Selection**

Sample selection was conducted using SPSS software. For the census rate classes, all premises were selected. For the sampled rate classes, random samples of premises were selected to meet the 95% confidence level and 5% precision level as described above. Random samples were selected using the SPSS random sampling procedure.

The list of sampled premises was then provided to IBM staff so all billing and payment records for the test year could be appended to the selected premise records.

**Southwestern Public Service Company  
2020 Texas Lag Study Analysis Methodology**

**Process**

1. Restrict data to non-reversed invoices with amounts > \$0.
2. Exclude all Debtors with an Account Status code indicating the account was in receivership, pending write-off, written off or bankrupt.
3. Determine the rate group of each invoice:
  - a. For non-metered classes, use the tariff from the invoice.
  - b. For metered classes, determine the rate group from the population data and relate to the invoice data by debtor (account), premise and service numbers.
4. If Journal Type="DE" (deposit applied to invoice) then transaction date was the date that the deposit was actually made. Adjust this transaction date to equal the invoice date.
5. Calculate lag days for each invoice:
  - a. Calculate service days and midpoint date.
  - b. Relate payment and transaction data to invoices. Calculate lag days for each invoice and the payment weight of each invoice.
  - c. Calculate the weighted lag days for each invoice by applying the payment weight to the lag days of each payment/transaction.
  - d. Sum weighted lag days for each invoice.
  - e. Adjust lag days for any invoices that were not paid in full, using the date of the CRS data extraction (9/1/2020) as the date that the remaining invoice amount was paid.
6. Manually review invoices with lag days exceeding  $\pm 200$  days and determine if any issues identified from the manual review should be applied to all invoices.
7. Calculate results:
  - a. Calculate mean lag days and variance by rate group.
  - b. Apply percent revenue weight to rate group average and variance and total across all rate classes.
  - c. Calculate confidence intervals and precision for mean lag days estimate.

**Southwestern Public Service Company  
2020 Texas Lag Study Analysis Methodology**

**Analysis Calculations**

Lag days for each revenue invoice are calculated by first determining the lag days for each payment using the following equations:

$$\begin{aligned}
ServiceDays_i &= InvoiceToDate_i - InvoiceFromDate_i + 1 \\
MidptDate_i &= InvoiceFromDate_i + ServiceDays_i / 2 \\
LagDays_{i,j} &= PaymentDate_{i,j} - MidptDate_i + 0.5
\end{aligned}$$

where  $i$  denotes the invoice and  $j$  the payment applied to the invoice.

Since multiple payments and transactions can occur for each invoice, the lag days for each payment are then weighted by the payment amount, such that

$$LagDays_i = \frac{P_{i,j}}{q_i} LagDays_{i,j}$$

Where

- $P_{i,j}$  = payment  $j$  for invoice
- $q_i$  = invoice amount for invoice  $i$

If any payments were not paid in full, then the date the data extraction was performed (9/1/2020) is used as the payment date for any remaining balance on the invoice, such that

$$LagDaysTotal_i = \frac{p_{i,j}}{q_i} LagDays_{i,j} + (1 - \frac{p_{i,j}}{q_i})(9/1/2020) - MidptDate_i + 0.5$$

Once the lag days for each invoice have been determined, the estimate of the stratified mean lag days can then be calculated as

$$\bar{x}_{st} = \sum W_h \bar{x}_h$$

Where

- $W_h$  = rate group revenue stated as a percent of total revenue across all rate groups
- $\bar{x}_h$  = mean lag days by rate group



**Southwestern Public Service Company  
2020 Texas Lag Study Analysis Methodology**

The variance of the stratified estimate of the mean lag days is

$$v(\bar{x}_{st}) = \sum_h W_h^2 \frac{s_h^2}{n_h}$$

Where

$s_h^2$  = variance of the mean lag days by rate group

$n_h$  = rate group sample size (invoices)

Once the mean and variance have been calculated, the formula for the confidence interval is

$$\pm z\sqrt{v(\bar{x}_{st})}$$

and the precision is calculated as

$$d = \frac{z\sqrt{v(\bar{x}_{st})}}{\bar{x}_{st}}$$

**Southwestern Public Service Company  
Texas Lead Study Sampling Methodology  
12 Months Ended June 30, 2020**

1. Review data from previous study:
  - a. Calculate the account class mean and variance for the “sampled” strata of the previous study to use as the proxy mean and variance for the current study.
  - b. Calculate Cochran’s minimum sample size required for application of the normal approximation to calculate confidence limits for positively skewed distributions.
  - c. Export summarized data to spreadsheet.
  - d. Determine normality or skewness of data.
  
2. Group current study data by document number:
  - a. Import current study population data from spreadsheet to database.
  - b. Group current study invoices by document number.
  - c. Verify that the total invoice amount matches the total amount from the spreadsheet.
  - d. Export to spreadsheet and again verify that the total invoice amount matches the total amount from the spreadsheet. Add cumulative sum.
  
3. Review census weighting from the previous study and compare to the total invoice amount of the current data and determine the number of census records using column CUMSUM.
  
4. Determine sample size using mean and variance of the “sampled” strata from the previous study and number of census records and weight from current study. Sample sizes are calculated to yield a 90% confidence interval with less than 10% sampling error. Use a minimum of 30 sample points or Cochran’s minimum sample size for positively skewed distributions and add 20% additional records to the sample size for negatively skewed distributions and to account for missing data and unknown differences between the previous and current study’s data. Sample design is shown below:

| Expense Category | Total Invoices | Census or Sample | 12 ME December 2018 Mean Lead Days | 12 ME December 2018 Variance Lead Days | Stratum 1 Size | Stratum 1 Percent of Expense Category | Stratum 2 Size | Stratum 2 with 20% Alternates | Total Census or Sample |
|------------------|----------------|------------------|------------------------------------|--|----------------|---------------------------------------|----------------|-------------------------------|------------------------|
| Fuel Coal        | 12             | Census           | N/A                                | N/A                                    | N/A            | N/A                                   | N/A            | N/A                           | 12                     |
| Fuel Oil         | 3              | Census           | N/A                                | N/A                                    | N/A            | N/A                                   | N/A            | N/A                           | 3                      |
| Fuel Gas         | 409            | Sample           | 39.82                              | 31.414                                 | 100            | 76.89%                                | 146            | 176                           | 276                    |
| O&M              | 8,829          | Sample           | 46.35                              | 1,803.77                               | 175            | 50.28%                                | 57             | 69                            | 244                    |
| Purchased Power  | 314            | Sample           | 34.64                              | 5.90                                   | 50             | 54.01%                                | 80             | 97                            | 147                    |

5. Setup for sample selection:
  - a. In the population spreadsheet, calculate a running total based on the absolute value of the invoice amount for each sample record. Sample records will be selected if a random number falls between these two values. This applies the probability proportional to size with replacement sampling so that larger sample records have a higher probability of being selected. The absolute value of the invoice amount is used so that negative values have the same probability as positive values of being selected.
  - b. Export to database.
  - c. Verify that the total invoice amount matches the total amount from the original population.

6. Generate random numbers:
  - a. Generate a list of random numbers using the function “RAND()” multiplied by the total of the absolute value of the sample records.
  - b. Copy random values and paste the values only to a new column (this is due to the fact that MS Excel will re-calculate the random numbers every time any calculation is performed and we need them to be static).
  - c. Copy and paste the random numbers to database.
7. Select the sample records.
  - a. Select the records for each account class if a random number falls between the sample record cumulative min and cumulative max.
  - b. Append census records to selected sample records.
8. Send invoices selected to Revenue Analysis for service period lookup.

### **Sampling Calculations**

Design sample for 90% confidence of 10% precision (90/10) for each account class split into a census stratum and a sample stratum using the following equations:

$$n_{k,s} = (1 - W_{k,census})^2 \frac{z^2 s_{k,2018}^2}{d^2 \bar{x}_{k,2018}^2} * 1.2$$

Where

- $n_{k,s}$  = sample size for sample stratum only of account class  $k$
- $W_{k,census}$  = census stratum expense stated as a percent of total account class  $k$  expense dollars
- $z$  = 1.645 (90% confidence based on normal distribution)
- $s_{k,2018}$  = standard deviation of 12 months ending December 2018 lead day mean for account class  $k$
- $d$  = precision required (10%)
- $\bar{x}_{k,2018}$  = 12 months ending December 2018 estimated lead day mean for account class  $k$

A minimum of 30 sample points or the sample size calculated by Cochran’s adjustment to account for a positively skewed distribution is required.

If

- $n_{k,c}$  = census stratum size (top  $W_{k,census}$  of invoices)

Then

$$n_{k,total} = n_{k,c} + n_{k,s}$$

### **Randomization Methods**

Random numbers were generated using Microsoft Excel as

$$\text{RAND()} * \text{Total Dollar Amount of Sample Invoices}$$

so that probability proportional to size (pps) sampling could be employed. Sample invoices were sorted in descending dollar amount order. If a random number fell within the cumulative amount of the invoice, that invoice was chosen as a sample point.

**Southwestern Public Service Company  
Texas Lead Study Analysis Methodology  
12 Months Ended June 30, 2020**

**Process**

1. Review invoices to determine service period. Use shipping date, performance date, or other dates indicating service period. Calculate lead days for each payment, based on the later date of either the date when the cash was disbursed, or the invoice due date.
2. Check that total amount and sample count of expense data with service periods matches the sample selected.
3. Determine lead days for each document number by calculating the payment weight of each payment related to an expense and applying the weight to the lead days of each payment.
4. Calculate results by account class:
  - a. Calculate stratum mean lead days and variance.
  - b. Apply percent expense weight to the stratum mean and variance and total across all strata.
  - c. Apply finite population correction factor to the variance of the mean.
  - d. Sum weighted stats.
  - e. Calculate confidence intervals and precision of mean lead days estimate.

### Analysis Calculations

Lead days for each document number are calculated by first determining the lead days for each expense invoice using the following equations:

$$ServiceDays_i = InvoiceToDate_i - InvoiceFromDate_i + 1$$

$$MidptDate_i = InvoiceFromDate_i + ServiceDays_i / 2$$

Lead Days are based on the later date of either the date when the cash was disbursed,

$$LeadDays_{i,j} = PaymentDate_{i,j} - MidptDate_i + 0.5$$

or the invoice due date:

$$LeadDays_{i,j} = DueDate_{i,j} - MidptDate_i + 0.5$$

Where  $i$  denotes the document number and  $j$  the payment applied to the invoice.

Since multiple payments and transactions can occur for each expense, the lead days for each payment are then weighted by the payment amount, such that

$$LeadDays_i = \frac{P_{i,j}}{\sum_j P_{i,j}} LeadDays_{i,j}$$

Where

$P_{i,j}$  = payment  $j$  for invoice  $i$

Once the lead days for each invoice have been determined, the estimate of the stratified mean lead days for each account class can then be calculated as

$$\bar{x}_k = W_{k,h} \bar{x}_{k,h}$$

Where

$W_{k,h}$  = expense dollars for stratum  $h$  stated as a percent of total account class  $k$  expense dollars

$\bar{x}_{k,h}$  = mean lag days for stratum  $h$  of account class  $k$

The variance of the stratified estimate of the mean lead days is

$$v(\bar{x}_k) = \sum_k W_{k,h}^2 \frac{s_{k,h}^2}{n_{k,h}}$$

Where

$s_{k,h}^2$  = variance of the mean lag days for stratum  $h$  of account class  $k$

$n_{k,h}$  = sample size (document numbers) for stratum  $h$  of account class  $k$

Once the mean and variance have been calculated, the formula for the confidence interval is

$$\pm z\sqrt{v(\bar{x}_k)}$$

and the precision is calculated as

$$d_k = \frac{z\sqrt{v(\bar{x}_k)}}{\bar{x}_k}$$

Southwestern Public Service Company  
Lag Study - Texas  
Proposed Lag Study Design  
12 Months Ending June 30, 2020

|            |    |      |
|------------|----|------|
| Confidence | 95 | 1.96 |
| Precision  | 5  |      |

| Texas Rate Group | Description                              | Premises | Sample/<br>Census | Revenue \$  | % of Total<br>Revenue | 2018 SPS Texas<br>Mean Lag Days | 2018 SPS Texas<br>Variance of Lag<br>Days | Sample Size with<br>FPC | Sample Size<br>with 50%<br>Alternates |
|------------------|--|----------|-------------------|-------------|-----------------------|---------------------------------|---|-------------------------|---------------------------------------|
| FLC              | Flood Lights - Commercial                | 1,027    | Census            | 1,288,811   | 0.18%                 |                                 |   |                         |                                       |
| FLR              | Flood Lights - Residential               | 29       | Census            | 10,475      | 0.00%                 |                                 |   |                         |                                       |
| GLC              | Guard Lights - Commercial                | 4,024    | Sample            | 1,564,666   | 0.21%                 | 32.071                          | 343.642                                   | 456                     | 684                                   |
| GLR              | Guard Lights - Residential               | 8,262    | Sample            | 1,413,367   | 0.19%                 | 31.991                          | 837.531                                   | 1,092                   | 1,638                                 |
| GSPGLL           | General Service Primary General Low Load | 1        | Census            |             |                       |                                 |   |                         |                                       |
| GSTX             | General Service                          | 43       | Census            | 3,334,871   | 0.46%                 |                                 |   |                         |                                       |
| LGSTBTX          | Large Generation Trans Back              | 105      | Census            | 162,689,611 | 22.22%                |                                 |   |                         |                                       |
| LGSTTX           | Large Generation Service-Transmission    | 20       | Census            | 19,544,896  | 2.67%                 |                                 |   |                         |                                       |
| LMSPTX           | Large Municipal Service                  | 14       | Census            | 1,484,913   | 0.20%                 |                                 |   |                         |                                       |
| LMSPTX           | Large Municipal Service                  | 961      | Census            | 8,543,852   | 1.17%                 |                                 |   |                         |                                       |
| LSSPTX           | Large School Service                     | 4        | Census            | 154,925     | 0.02%                 |                                 |   |                         |                                       |
| LSSSTX           | Large School Service                     | 786      | Census            | 11,648,862  | 1.59%                 |                                 |   |                         |                                       |
| PGFSSTX          | Primary General                          | 4,151    | Sample            | 83,860,631  | 11.45%                | 38.253                          | 199.360                                   | 200                     | 300                                   |
| RSHTX            | Residential Space Heating                | 28,889   | Sample            | 40,325,344  | 5.51%                 | 34.109                          | 400.044                                   | 519                     | 779                                   |
| RTX              | Residential                              | 231,519  | Sample            | 203,052,901 | 27.73%                | 38.754                          | 682.997                                   | 697                     | 1,046                                 |
| RTXTOU           | Residential - TOU                        | 51       | Census            | 62,345      | 0.01%                 |                                 |   |                         |                                       |
| SA-805           | Municipal Street Lighting                | 2        | Census            | 4,800       | 0.00%                 |                                 |   |                         |                                       |
| SA-810           | Municipal Street Lighting                | 3        | Census            | 7,429       | 0.00%                 |                                 |   |                         |                                       |
| SAS-12           | Special Agreement                        | 2        | Census            | 16,019,210  | 2.19%                 |                                 |   |                         |                                       |
| SAS-4            | Special Agreement                        | 2        | Census            | 4,339,711   | 0.59%                 |                                 |   |                         |                                       |
| SAS-8            | Special Agreement                        | 1        | Census            |             |                       |                                 |   |                         |                                       |
| SGSTX            | Small General Service                    | 36,526   | Sample            | 25,006,473  | 3.42%                 | 34.322                          | 681.542                                   | 868                     | 1,303                                 |
| SGTX             | Secondary General Service                | 13,732   | Sample            | 136,355,457 | 18.49%                | 34.808                          | 227.360                                   | 283                     | 424                                   |
| SL               | Street Lighting                          | 85       | Census            | 4,498,777   | 0.61%                 |                                 |   |                         |                                       |
| SMSSTX           | Small Municipal and School District      | 3,134    | Sample            | 1,594,212   | 0.22%                 | 40.059                          | 104.742                                   | 98                      | 146                                   |
| TQFSSTX          | Trans QF Standby                         | 38       | Census            | 5,225,615   | 0.71%                 |                                 |   |                         |                                       |
| Total            |  | 333,432  |                   | 732,168,691 | 100.00%               |                                 |   |                         |                                       |

|                |       |
|----------------|-------|
| Sample Records | 6,319 |
| Census Records | 3,195 |
| Total Records  | 9,514 |

vs. 2018 Texas Revenue by Rate sheet total \$732,168,691  
Difference -

**SOUTHWESTERN PUBLIC SERVICE COMPANY**  
**2020 Texas Rate Case**  
ACTUAL TEXAS PROPERTY TAXES PAID BY COUNTY  
FOR PROPERTY ASSESSED IN 2019- PAID IN 2020

|                           |            |
|---------------------------|------------|
| <b>2019 Due Date</b>      | 1/31/2020  |
| <b>2019 Discount Date</b> | 10/31/2019 |

| <b>TEXAS COUNTY</b> | <b>AMOUNT</b> |
|---------------------|---------------|
| Andrews             | 32,475.26     |
| Andrews ISD         | 105,004.22    |
| Armstrong           | 27,053.23     |
| Bailey              | 378,609.59    |
| Borden              | 783.08        |
| Briscoe             | 20,572.77     |
| Canadian ISD        | 82,900.85     |
| Carson County       | 110,105.92    |
| Carson County       | 67.69         |
| Carson CAD          | 268,598.03    |
| Castro CAD          | 645,456.47    |
| Childress CAD       | 29,998.09     |
| Cochran             | 247,567.64    |
| Collingsworth CAD   | 370,921.34    |
| Cottle              | 52,373.75     |
| Crosby CAD          | 150,503.55    |
| Dallam              | 40,251.38     |
| Dallam CAD          | 200,709.56    |
| Dawson CAD          | 835.80        |
| Dawson CAD          | 13.23         |
| Deaf Smith          | 601,610.95    |
| Donley              | 817.52        |
| Floyd CAD           | 579,559.68    |
| Floyd CAD           | 113.75        |
| Foard CAD           | 41,810.59     |
| Fort Elliott ISD    | 46,360.09     |
| Gaines              | 1,045,094.96  |
| Gaines              | 72,632.63     |
| Garza               | 78,902.90     |
| Gray                | 971,057.38    |
| Hale CAD            | 10,510.82     |
| Hale CAD            | 3,304,553.31  |
| Hall CAD            | 213,555.83    |
| Hansford            | 994,386.05    |
| Hartley             | 227,020.16    |
| Hemphill            | 61,491.27     |
| Hockley             | 493,430.70    |
| Hutchinson          | 901,500.36    |
| Lamb                | 6,805,526.39  |



**SOUTHWESTERN PUBLIC SERVICE COMPANY**  
**2020 Texas Rate Case**  
ACTUAL TEXAS PROPERTY TAXES PAID BY COUNTY  
FOR PROPERTY ASSESSED IN 2019- PAID IN 2020

|                           |            |
|---------------------------|------------|
| <b>2019 Due Date</b>      | 1/31/2020  |
| <b>2019 Discount Date</b> | 10/31/2019 |

| <b>TEXAS COUNTY</b>            | <b>AMOUNT</b>        |
|--------------------------------|----------------------|
| Lipscomb                       | 168,066.82           |
| Lipscomb                       | 714.67               |
| Lubbock CAD                    | 2,937,183.91         |
| Lynn                           | 302,496.40           |
| Midland CAD                    | 3,146.34             |
| Moore                          | 672,579.18           |
| Motley                         | 270,137.18           |
| Ochiltree                      | 509,216.27           |
| Oldham CAD                     | 85,315.54            |
| Parmer                         | 158,118.06           |
| Post                           | 13,741.09            |
| Post ISD                       | 149,776.13           |
| Potter                         | 8,200,044.98         |
| Randall(Sharon Hollingsworth)  | 2,696,666.57         |
| Roberts                        | 175,310.22           |
| Sherman CAD                    | 142,653.22           |
| Sherman                        | 78,480.45            |
| Southland ISD                  | 5,428.47             |
| Southland ISD                  | 1,045.42             |
| Swisher CAD                    | 531,408.68           |
| Terry                          | 256,507.68           |
| Terry                          | 8,315.58             |
| Travis                         | 546.04               |
| Wheeler CAD                    | 9,003.79             |
| Wheeler CAD                    | 351,883.73           |
| Wilbarger                      | 23,046.22            |
| Yoakum                         | 1,261,120.97         |
| <b>TOTAL</b>                   | <b>38,226,690.40</b> |
| <b>TOTAL DISCOUNT PAYMENTS</b> | <b>12,833,960.30</b> |

**2020 Texas Rate Case**  
**Property Tax By State (Jurisdiction)**  
**For The Period Of July 1, 2019 through June 30, 2020**

| <b>New Mexico</b>       | <b>Jurisdiction</b> | <b>2019 1st Install</b>  | <b>2019 2nd Install</b> |
|-------------------------|---------------------|--------------------------|-------------------------|
| Jurisdiction            | Type                | 12/10/2019               | 5/4/2020                |
| CHAVES                  | County              | \$623,398.19             | \$436,697.05            |
| CURRY                   | County              | 450,781.47               | 315,552.40              |
| EDDY                    | County              | 1,975,313.04             | 1,382,838.64            |
| LEA                     | County              | 2,332,120.40             | 1,632,512.02            |
| QUAY                    | County              | 183,761.78               | 135,095.26              |
| ROOSEVELT               | County              | 275,347.70               | 192,746.70              |
| <b>TOTAL New Mexico</b> |                     | <b>\$5,840,722.58</b>    | <b>\$4,095,442.07</b>   |
| Due Date                |                     | 2019 Tax Year 12/10/2019 | 2019 Tax Year 5/11/2020 |

| <b>Oklahoma</b>       | <b>Jurisdiction</b> | <b>Due Date</b> | <b>Paid Date</b>    |
|-----------------------|---------------------|-----------------|---------------------|
| Jurisdiction          | Type                |                 | 12/24/2019          |
| BEAVER                | County              | 12/31/2019      | \$62,078.00         |
| BECKHAM               | County              | 12/31/2019      | 41,468.00           |
| TEXAS                 | County              | 12/31/2019      | 489,572.00          |
| <b>TOTAL Oklahoma</b> |                     |                 | <b>\$593,118.00</b> |
|                       |                     |                 | 2019 Tax Year       |

| <b>Kansas</b>       | <b>Jurisdiction</b> | <b>Due Date</b> | <b>Paid Date</b>       |
|---------------------|---------------------|-----------------|------------------------|
| Jurisdiction        | Type                |                 | 12/16/2019             |
| FINNEY              | County              | 12/20/2018      | \$335,201.54           |
| GRANT               | County              | 12/20/2018      | \$103,035.93           |
| HAMILTON            | County              | 12/20/2018      | \$190,729.20           |
| KEARNY              | County              | 12/20/2018      | \$204,777.76           |
| MORTON              | County              | 12/20/2018      | \$2,277.82             |
| STEVENS             | County              | 12/20/2018      | \$395,526.58           |
| <b>TOTAL Kansas</b> |                     |                 | <b>\$ 1,231,548.83</b> |
|                     |                     |                 | 2019 Tax Year          |

**SPS GRAND TOTAL \$49,987,521.88**

Southwestern Public Service Company  
Net Payroll - Regular Payroll  
12 Months Ended June 30, 2020

| Line No. | Period Beginning | Period Ending | Employee Payment Date | Gross Payroll \$ | Total Taxes \$ | Total Deductions \$ | Net Pay \$    | Paper Checks | Electronic Advice | Paper Check Dollar Days |
|----------|------------------|---------------|-----------------------|------------------|----------------|---------------------|---------------|--------------|-------------------|-------------------------|
| 1        | Semi-monthly     |               |                       |                  |                |                     |               |              |                   |                         |
| 2        | 7/1/2019         | 7/15/2019     | 7/15/2019             | 1,009,953.49     | 181,070.15     | 176,369.87          | 652,513.47    | 0.00         | 652,513.47        | 0.00                    |
| 3        | 7/16/2019        | 7/31/2019     | 7/31/2019             | 1,018,629.53     | 186,019.58     | 175,245.24          | 657,364.71    | 0.00         | 657,364.71        | 0.00                    |
| 4        | 8/1/2019         | 8/15/2019     | 8/15/2019             | 1,002,325.73     | 182,237.14     | 169,871.49          | 650,217.10    | 2,732.20     | 647,484.90        | 32,786.40               |
| 5        | 8/16/2019        | 8/31/2019     | 8/30/2019             | 1,007,896.27     | 184,106.06     | 166,315.78          | 657,474.43    | 150.00       | 657,324.43        | 2,025.00                |
| 6        | 9/1/2019         | 9/15/2019     | 9/13/2019             | 988,267.21       | 178,664.36     | 163,960.96          | 645,641.89    | 0.00         | 645,641.89        | 0.00                    |
| 7        | 9/16/2019        | 9/30/2019     | 9/30/2019             | 989,116.99       | 174,341.91     | 161,626.01          | 653,149.07    | 2,085.75     | 651,063.32        | 70,593.48               |
| 8        | 10/1/2019        | 10/15/2019    | 10/15/2019            | 994,485.55       | 177,243.28     | 161,190.55          | 656,051.72    | 0.00         | 656,051.72        | 0.00                    |
| 9        | 10/16/2019       | 10/31/2019    | 10/31/2019            | 996,109.85       | 178,418.78     | 162,893.25          | 654,797.82    | 7,274.84     | 647,522.98        | 123,267.13              |
| 10       | 11/1/2019        | 11/15/2019    | 11/15/2019            | 1,030,412.63     | 190,431.94     | 156,574.84          | 683,405.85    | 0.00         | 683,405.85        | 0.00                    |
| 11       | 11/16/2019       | 11/30/2019    | 11/29/2019            | 1,013,283.20     | 187,527.85     | 155,153.90          | 670,601.45    | 0.00         | 670,601.45        | 0.00                    |
| 12       | 12/1/2019        | 12/15/2019    | 12/13/2019            | 1,021,313.84     | 181,367.46     | 153,842.06          | 686,104.32    | 0.00         | 686,104.32        | 0.00                    |
| 13       | 12/16/2019       | 12/31/2019    | 12/31/2019            | 1,014,168.22     | 180,755.16     | 149,795.03          | 683,618.03    | 0.00         | 683,618.03        | 0.00                    |
| 14       | 1/1/2020         | 1/15/2020     | 1/15/2020             | 1,037,103.45     | 187,523.79     | 182,659.28          | 666,920.38    | 3,997.21     | 662,923.17        | 30,336.18               |
| 15       | 1/16/2020        | 1/31/2020     | 1/31/2020             | 1,021,455.81     | 186,123.17     | 183,850.97          | 651,481.67    | 1,336.13     | 650,145.54        | 15,365.50               |
| 16       | 2/1/2020         | 2/15/2020     | 2/14/2020             | 1,061,321.20     | 200,124.92     | 184,147.49          | 677,048.79    | 0.00         | 677,048.79        | 0.00                    |
| 17       | 2/16/2020        | 2/29/2020     | 2/28/2020             | 1,012,671.29     | 181,415.47     | 180,020.24          | 651,235.58    | 3,690.28     | 647,545.30        | 20,446.54               |
| 18       | 3/1/2020         | 3/15/2020     | 3/13/2020             | 1,018,431.95     | 186,447.01     | 176,871.28          | 655,113.66    | 0.00         | 655,113.66        | 0.00                    |
| 19       | 3/16/2020        | 3/31/2020     | 3/31/2020             | 1,049,626.86     | 190,868.44     | 185,602.82          | 673,155.60    | 0.00         | 673,155.60        | 0.00                    |
| 20       | 4/1/2020         | 4/15/2020     | 4/15/2020             | 1,033,212.94     | 186,474.83     | 181,651.05          | 665,087.06    | 620.76       | 664,466.30        | 11,794.44               |
| 21       | 4/16/2020        | 4/30/2020     | 4/30/2020             | 1,039,757.76     | 190,191.39     | 182,650.74          | 666,915.63    | 0.00         | 666,915.63        | 0.00                    |
| 22       | 5/1/2020         | 5/15/2020     | 5/15/2020             | 1,072,452.48     | 197,513.23     | 181,327.84          | 693,611.41    | 0.00         | 693,611.41        | 0.00                    |
| 23       | 5/16/2020        | 5/31/2020     | 5/29/2020             | 1,057,525.91     | 192,384.40     | 182,463.59          | 682,677.92    | 0.00         | 682,677.92        | 0.00                    |
| 24       | 6/1/2020         | 6/15/2020     | 6/15/2020             | 1,034,832.20     | 191,069.41     | 180,239.42          | 663,523.37    | 0.00         | 663,523.37        | 0.00                    |
| 25       | 6/16/2020        | 6/30/2020     | 6/30/2020             | 1,076,801.43     | 202,627.87     | 178,452.18          | 695,721.38    | 0.00         | 695,721.38        | 0.00                    |
| 26       |                  |               |                       |                  |                |                     |               |              |                   |                         |
| 27       | Totals           |               |                       | 24,601,155.79    | 4,474,947.60   | 4,132,775.88        | 15,993,432.31 | 21,887.17    | 15,971,545.14     | 306,614.67              |
| 28       |                  |               |                       |                  |                |                     |               |              |                   |                         |

Southwestern Public Service Company  
Net Payroll - Regular Payroll  
12 Months Ended June 30, 2020

| Line No. | Period Beginning      | Period Ending | Employee Payment Date | Gross Payroll \$ | Total Taxes \$ | Total Deductions \$ | Net Pay \$    | Paper Checks | Electronic Advice | Paper Check Dollar Days |
|----------|-----------------------|---------------|-----------------------|------------------|----------------|---------------------|---------------|--------------|-------------------|-------------------------|
| 29       | Bi-weekly             |               |                       |                  |                |                     |               |              |                   |                         |
| 30       | 7/1/2019              | 7/14/2019     | 7/19/2019             | 3,619,190.07     | 686,168.36     | 447,068.52          | 2,485,953.19  | 9,418.54     | 2,476,534.65      | 84,399.27               |
| 31       | 7/15/2019             | 7/28/2019     | 8/2/2019              | 3,548,912.00     | 663,310.82     | 528,861.49          | 2,356,739.69  | 2,754.25     | 2,353,985.44      | 46,019.84               |
| 32       | 7/29/2019             | 8/11/2019     | 8/16/2019             | 3,629,520.13     | 686,047.45     | 442,315.74          | 2,501,156.94  | 2,011.18     | 2,499,145.76      | 29,162.11               |
| 33       | 8/12/2019             | 8/25/2019     | 8/30/2019             | 3,663,636.34     | 731,503.05     | 260,274.87          | 2,671,858.42  | 6,448.97     | 2,665,409.45      | 95,013.21               |
| 34       | 8/26/2019             | 9/8/2019      | 9/13/2019             | 3,497,988.34     | 664,602.76     | 523,327.86          | 2,310,057.72  | 2,868.28     | 2,307,189.44      | 45,285.02               |
| 35       | 9/9/2019              | 9/22/2019     | 9/27/2019             | 3,463,945.25     | 650,338.51     | 433,611.65          | 2,379,995.09  | 8,191.45     | 2,371,803.64      | 117,422.98              |
| 36       | 9/23/2019             | 10/6/2019     | 10/11/2019            | 3,533,831.12     | 674,198.13     | 519,041.28          | 2,340,591.71  | 4,844.50     | 2,335,747.21      | 78,024.48               |
| 37       | 10/7/2019             | 10/20/2019    | 10/25/2019            | 3,526,966.92     | 652,403.14     | 429,714.41          | 2,444,849.37  | 3,022.04     | 2,441,827.33      | 46,841.62               |
| 38       | 10/21/2019            | 11/3/2019     | 11/8/2019             | 3,443,508.25     | 638,848.36     | 513,873.45          | 2,290,786.44  | 3,062.41     | 2,287,724.03      | 66,479.27               |
| 39       | 11/4/2019             | 11/17/2019    | 11/22/2019            | 3,593,942.54     | 666,392.30     | 432,365.69          | 2,495,184.55  | 4,977.79     | 2,490,206.76      | 56,841.88               |
| 40       | 11/18/2019            | 12/1/2019     | 12/6/2019             | 3,564,789.92     | 665,288.33     | 514,703.74          | 2,384,797.85  | 5,815.60     | 2,378,982.25      | 94,799.35               |
| 41       | 12/2/2019             | 12/15/2019    | 12/20/2019            | 3,602,869.87     | 651,348.95     | 424,771.78          | 2,526,749.14  | 8,296.29     | 2,518,452.85      | 238,376.38              |
| 42       | 12/16/2019            | 1/1/2020      | 1/3/2020              | 3,388,208.79     | 629,902.26     | 559,065.74          | 2,199,240.79  | 2,594.69     | 2,196,646.10      | 75,002.90               |
| 43       | 12/30/2019            | 1/12/2020     | 1/17/2020             | 3,472,632.66     | 639,839.80     | 462,309.76          | 2,370,483.10  | 9,092.34     | 2,361,390.76      | 158,529.23              |
| 44       | 1/13/2020             | 1/26/2020     | 1/31/2020             | 3,591,406.33     | 700,259.56     | 274,246.93          | 2,616,899.84  | 9,599.72     | 2,607,300.12      | 156,957.62              |
| 45       | 1/27/2020             | 2/9/2020      | 2/14/2020             | 3,618,830.25     | 677,794.33     | 550,468.37          | 2,390,567.55  | 3,660.10     | 2,386,907.45      | 50,038.59               |
| 46       | 2/10/2020             | 2/23/2020     | 2/28/2020             | 3,689,994.92     | 685,999.46     | 461,626.64          | 2,542,368.82  | 910.21       | 2,541,458.61      | 10,467.42               |
| 47       | 2/24/2020             | 3/8/2020      | 3/13/2020             | 3,793,834.17     | 717,100.78     | 555,186.28          | 2,521,547.11  | 1,102.85     | 2,520,444.26      | 35,491.33               |
| 48       | 3/9/2020              | 3/22/2020     | 3/27/2020             | 3,692,775.26     | 698,122.73     | 462,526.59          | 2,532,125.94  | 937.89       | 2,531,188.05      | 14,537.30               |
| 49       | 3/23/2020             | 4/5/2020      | 4/9/2020              | 3,494,424.23     | 643,258.59     | 551,066.51          | 2,300,099.13  | 1,423.04     | 2,298,676.09      | 24,483.70               |
| 50       | 4/6/2020              | 4/19/2020     | 4/24/2020             | 3,497,503.24     | 648,285.01     | 462,315.76          | 2,386,902.47  | 1,878.50     | 2,385,023.97      | 30,995.25               |
| 51       | 4/20/2020             | 5/3/2020      | 5/8/2020              | 3,500,371.42     | 643,692.05     | 555,654.39          | 2,301,024.98  | 1,371.77     | 2,299,653.21      | 24,525.57               |
| 52       | 5/4/2020              | 5/17/2020     | 5/22/2020             | 3,386,647.56     | 610,534.42     | 465,010.49          | 2,311,102.65  | 908.76       | 2,310,193.89      | 15,903.30               |
| 53       | 5/18/2020             | 5/31/2020     | 6/5/2020              | 3,530,410.17     | 657,748.58     | 554,644.52          | 2,318,017.07  | 900.07       | 2,317,117.00      | 13,951.09               |
| 54       | 6/1/2020              | 6/14/2020     | 6/19/2020             | 3,562,748.64     | 663,923.56     | 461,713.10          | 2,437,111.98  | 860.84       | 2,436,251.14      | 13,343.02               |
| 55       | 6/15/2020             | 6/28/2020     | 7/2/2020              | 3,574,518.03     | 673,516.17     | 549,407.99          | 2,351,593.87  | 0.00         | 2,351,593.87      | 0.00                    |
| 56       | N/A                   | N/A           | N/A                   | 0.00             | 0.00           | 0.00                | 0.00          | 0.00         | 0.00              | 0.00                    |
| 57       |                       |               |                       |                  |                |                     |               |              |                   |                         |
| 58       | Totals                |               |                       | 92,483,406.42    | 17,320,427.46  | 12,395,173.55       | 62,767,805.41 | 96,952.08    | 62,670,853.33     | 1,622,891.68            |
| 59       |                       |               |                       |                  |                |                     |               |              |                   |                         |
| 60       | Total Regular Payroll |               |                       | 117,084,562.21   | 21,795,375.06  | 16,527,949.43       | 78,761,237.72 | 118,839.25   | 78,642,398.47     | 1,929,506.34            |

Southwestern Public Service Company  
Paper Payroll Checks for 12 Months Ended June 30, 2020  
All semi-monthly and all bi-weekly paper checks are included

| Line No. | Period Beginning   | Period Ending | Paygroup | Check Date | Paycheck # | Days of Service | Midpoint Days | Midpoint Date   | Check Clear Date | Lead Days | Net Pay \$ | Dollar Days \$ |  |
|----------|--------------------|---------------|----------|------------|------------|-----------------|---------------|-----------------|------------------|-----------|------------|----------------|--|
| 1        | Semi-monthly       |               |          |            |            |                 |               |                 |                  |           |            |                |  |
| 2        | 8/1/2019           | 8/15/2019     | SM       | 08/15/2019 | 1154042    | 15.0            | 7.5           | 8/8/2019 12:00  | 8/20/2019        | 12.00     | 2,732.20   | 32,786.40      |  |
| 3        |                    |               |          |            |            |                 |               |                 |                  |           |            |                |  |
| 4        | 8/16/2019          | 8/31/2019     | SM       | 08/30/2019 | 1154263    | 16.0            | 8             | 8/24/2019 0:00  | 9/6/2019         | 13.50     | 150.00     | 2,025.00       |  |
| 5        |                    |               |          |            |            |                 |               |                 |                  |           |            |                |  |
| 6        | 9/1/2019           | 9/30/2019     | SM       | 09/13/2019 | 1157511    | 15.0            | 7.5           | 9/23/2019 12:00 | 2/18/2020        | 148.00    | 355.65     | 52,636.20      |  |
| 7        | 9/16/2019          | 9/30/2019     | SM       | 09/30/2019 | 1154829    | 15.0            | 7.5           | 9/23/2019 12:00 | 10/4/2019        | 11.00     | 1,193.19   | 13,125.09      |  |
| 8        | 9/16/2019          | 9/30/2019     | SM       | 09/30/2019 | 1154830    | 15.0            | 7.5           | 9/23/2019 12:00 | 10/2/2019        | 9.00      | 218.58     | 1,967.22       |  |
| 9        | 9/16/2019          | 9/30/2019     | SM       | 09/30/2019 | 1154831    | 15.0            | 7.5           | 9/23/2019 12:00 | 10/2/2019        | 9.00      | 318.33     | 2,864.97       |  |
| 10       | Total              |               |          |            |            |                 |               |                 |                  |           |            | 70,593.48      |  |
| 11       |                    |               |          |            |            |                 |               |                 |                  |           |            |                |  |
| 12       | 10/1/2019          | 10/31/2019    | SM       | 10/31/2019 | 1155312    | 16.0            | 8             | 10/24/2019 0:00 | 11/1/2019        | 8.50      | 746.88     | 6,348.48       |  |
| 13       | 10/16/2019         | 10/31/2019    | SM       | 10/31/2019 | 1155313    | 16.0            | 8             | 10/24/2019 0:00 | 11/20/2019       | 27.50     | 3,233.21   | 88,913.28      |  |
| 14       | 10/16/2019         | 10/31/2019    | SM       | 10/31/2019 | 1155314    | 16.0            | 8             | 10/24/2019 0:00 | 11/1/2019        | 8.50      | 1,614.40   | 13,722.40      |  |
| 15       | 10/16/2019         | 10/31/2019    | SM       | 10/31/2019 | 1155315    | 16.0            | 8             | 10/24/2019 0:00 | 11/1/2019        | 8.50      | 1,680.35   | 14,282.98      |  |
| 16       | Total              |               |          |            |            |                 |               |                 |                  |           |            | 123,267.13     |  |
| 17       |                    |               |          |            |            |                 |               |                 |                  |           |            |                |  |
| 18       | 1/1/2020           | 1/15/2020     | SM       | 01/03/2020 | 1156852    | 15.0            | 7.5           | 1/8/2020 12:00  | 1/10/2020        | 2.00      | 805.53     | 1,611.06       |  |
| 19       | 1/1/2020           | 1/15/2020     | SM       | 01/15/2020 | 1157029    | 15.0            | 7.5           | 1/8/2020 12:00  | 1/17/2020        | 9.00      | 3,191.68   | 28,725.12      |  |
| 20       | Total              |               |          |            |            |                 |               |                 |                  |           |            | 30,336.18      |  |
| 21       |                    |               |          |            |            |                 |               |                 |                  |           |            |                |  |
| 22       | 1/16/2020          | 1/31/2020     | SM       | 01/31/2020 | 1157256    | 16.0            | 8             | 1/24/2020 0:00  | 2/4/2020         | 11.50     | 1,336.13   | 15,365.50      |  |
| 23       |                    |               |          |            |            |                 |               |                 |                  |           |            |                |  |
| 24       | 2/1/2020           | 2/29/2020     | SM       | 02/20/2020 | 1158035    | 14.0            | 7             | 2/23/2020 0:00  | 2/28/2020        | 5.50      | 3,640.28   | 20,021.54      |  |
| 25       | 2/1/2020           | 2/29/2020     | SM       | 02/28/2020 | 1158114    | 14.0            | 7             | 2/23/2020 0:00  | 3/2/2020         | 8.50      | 50.00      | 425.00         |  |
| 26       | Total              |               |          |            |            |                 |               |                 |                  |           |            | 20,446.54      |  |
| 27       |                    |               |          |            |            |                 |               |                 |                  |           |            |                |  |
| 28       | 4/1/2020           | 4/15/2020     | SM       | 04/15/2020 | 1159238    | 15.0            | 7.5           | 4/8/2020 12:00  | 4/27/2020        | 19.00     | 620.76     | 11,794.44      |  |
| 29       |                    |               |          |            |            |                 |               |                 |                  |           |            |                |  |
| 30       | Total Semi-monthly |               |          |            |            |                 |               |                 |                  |           |            | 306,614.67     |  |
| 31       | Bi-weekly          |               |          |            |            |                 |               |                 |                  |           |            |                |  |
| 32       | 7/1/2019           | 7/14/2019     | BW       | 07/05/2019 | 1153376    | 14.0            | 7             | 7/8/2019 0:00   | 7/19/2019        | 11.50     | 1,829.41   | 21,038.22      |  |
| 33       | 7/1/2019           | 7/14/2019     | BW       | 07/05/2019 | 1153377    | 14.0            | 7             | 7/8/2019 0:00   | 7/10/2019        | 2.50      | 1,523.10   | 3,807.75       |  |
| 34       | 7/1/2019           | 7/14/2019     | BW       | 07/05/2019 | 1153378    | 14.0            | 7             | 7/8/2019 0:00   | 7/10/2019        | 2.50      | 839.52     | 2,098.80       |  |
| 35       | 7/1/2019           | 7/14/2019     | BW       | 07/05/2019 | 1153379    | 14.0            | 7             | 7/8/2019 0:00   | 7/10/2019        | 2.50      | 1,621.60   | 4,054.00       |  |
| 36       | 7/1/2019           | 7/14/2019     | BW       | 07/19/2019 | 1153599    | 14.0            | 7             | 7/8/2019 0:00   | 7/22/2019        | 14.50     | 2,475.60   | 35,896.20      |  |
| 37       | 7/1/2019           | 7/14/2019     | BW       | 07/19/2019 | 1153600    | 14.0            | 7             | 7/8/2019 0:00   | 7/23/2019        | 15.50     | 1,129.31   | 17,504.31      |  |
| 38       | Total              |               |          |            |            |                 |               |                 |                  |           |            | 84,399.27      |  |
| 39       |                    |               |          |            |            |                 |               |                 |                  |           |            |                |  |
| 40       | 7/15/2019          | 7/28/2019     | BW       | 07/19/2019 | 1153681    | 14.0            | 7             | 7/22/2019 0:00  | 7/30/2019        | 8.50      | 262.33     | 2,229.81       |  |
| 41       | 7/15/2019          | 7/28/2019     | BW       | 08/02/2019 | 1153862    | 14.0            | 7             | 7/22/2019 0:00  | 8/7/2019         | 16.50     | 1,957.25   | 32,294.63      |  |

Southwestern Public Service Company  
Paper Payroll Checks for 12 Months Ended June 30, 2020  
All semi-monthly and all bi-weekly paper checks are included

| Line No. | Period<br>Beginning | Period<br>Ending | Paygroup | Check Date | Paycheck # | Days of<br>Service | Midpoint<br>Days | Midpoint<br>Date | Check Clear Date | Lead<br>Days | Net Pay<br>\$ | Dollar Days<br>\$ |
|----------|---------------------|------------------|----------|------------|------------|--------------------|------------------|------------------|------------------|--------------|---------------|-------------------|
| 42       | 7/15/2019           | 7/28/2019        | BW       | 08/02/2019 | 1153863    | 14.0               | 7                | 7/22/2019 0:00   | 8/12/2019        | 21.50        | 534.67        | 11,495.41         |
| 43       |                     |                  |          |            |            |                    |                  | Total            |                  |              | 2,754.25      | 46,019.84         |
| 44       | 7/29/2019           | 8/11/2019        | BW       | 08/16/2019 | 1154098    | 14.0               | 7                | 8/5/2019 0:00    | 8/19/2019        | 14.50        | 2,011.18      | 29,162.11         |
| 46       | 8/12/2019           | 8/25/2019        | BW       | 08/21/2019 | 1154218    | 14.0               | 7                | 8/19/2019 0:00   | 8/28/2019        | 9.50         | 2,997.14      | 28,472.83         |
| 47       | 8/12/2019           | 8/25/2019        | BW       | 08/30/2019 | 1154308    | 14.0               | 7                | 8/19/2019 0:00   | 9/6/2019         | 18.50        | 2,557.99      | 47,322.82         |
| 48       | 8/12/2019           | 8/25/2019        | BW       | 08/30/2019 | 1154309    | 14.0               | 7                | 8/19/2019 0:00   | 9/9/2019         | 21.50        | 893.84        | 19,217.56         |
| 49       |                     |                  |          |            |            |                    |                  | Total            |                  |              | 6,448.97      | 95,013.21         |
| 51       | 8/26/2019           | 9/8/2019         | BW       | 09/13/2019 | 1154531    | 14.0               | 7                | 9/2/2019 0:00    | 9/18/2019        | 16.50        | 2,459.96      | 40,589.34         |
| 52       | 8/26/2019           | 9/8/2019         | BW       | 09/13/2019 | 1154532    | 14.0               | 7                | 9/2/2019 0:00    | 9/13/2019        | 11.50        | 408.32        | 4,695.68          |
| 53       |                     |                  |          |            |            |                    |                  | Total            |                  |              | 2,868.28      | 45,285.02         |
| 55       | 9/9/2019            | 9/22/2019        | BW       | 09/13/2019 | 1154608    | 14.0               | 7                | 9/16/2019 0:00   | 9/24/2019        | 8.50         | 552.93        | 4,699.91          |
| 56       | 9/9/2019            | 9/22/2019        | BW       | 09/13/2019 | 1154610    | 14.0               | 7                | 9/16/2019 0:00   | 10/1/2019        | 15.50        | 1,670.06      | 25,885.93         |
| 57       | 9/9/2019            | 9/22/2019        | BW       | 09/13/2019 | 1154611    | 14.0               | 7                | 9/16/2019 0:00   | 9/27/2019        | 11.50        | 754.47        | 8,676.41          |
| 58       | 9/9/2019            | 9/22/2019        | BW       | 09/27/2019 | 1154721    | 14.0               | 7                | 9/16/2019 0:00   | 9/30/2019        | 14.50        | 2,259.00      | 32,755.50         |
| 59       | 9/9/2019            | 9/22/2019        | BW       | 09/27/2019 | 1154722    | 14.0               | 7                | 9/16/2019 0:00   | 10/2/2019        | 16.50        | 1,278.94      | 21,102.51         |
| 60       | 9/9/2019            | 9/22/2019        | BW       | 09/27/2019 | 1154723    | 14.0               | 7                | 9/16/2019 0:00   | 9/30/2019        | 14.50        | 1,676.05      | 24,302.73         |
| 61       |                     |                  |          |            |            |                    |                  | Total            |                  |              | 8,191.45      | 117,422.98        |
| 62       | 9/23/2019           | 10/6/2019        | BW       | 10/11/2019 | 1154981    | 14.0               | 7                | 9/30/2019 0:00   | 10/15/2019       | 15.50        | 1,909.77      | 29,601.44         |
| 63       | 9/23/2019           | 10/6/2019        | BW       | 10/11/2019 | 1154982    | 14.0               | 7                | 9/30/2019 0:00   | 10/16/2019       | 16.50        | 2,153.67      | 35,535.56         |
| 64       | 9/23/2019           | 10/6/2019        | BW       | 10/11/2019 | 1155053    | 14.0               | 7                | 9/30/2019 0:00   | 10/16/2019       | 16.50        | 781.06        | 12,887.49         |
| 65       |                     |                  |          |            |            |                    |                  | Total            |                  |              | 4,844.50      | 78,024.48         |
| 66       | 10/7/2019           | 10/20/2019       | BW       | 10/25/2019 | 1155189    | 14.0               | 7                | 10/14/2019 0:00  | 10/29/2019       | 15.50        | 3,022.04      | 46,841.62         |
| 67       | 10/21/2019          | 11/3/2019        | BW       | 11/08/2019 | 1155572    | 14.0               | 7                | 10/28/2019 0:00  | 1/2/2020         | 66.50        | 318.99        | 21,212.84         |
| 68       | 10/21/2019          | 11/3/2019        | BW       | 11/08/2019 | 1155573    | 14.0               | 7                | 10/28/2019 0:00  | 11/13/2019       | 16.50        | 2,743.42      | 45,266.43         |
| 69       |                     |                  |          |            |            |                    |                  | Total            |                  |              | 3,062.41      | 66,479.27         |
| 70       | 11/4/2019           | 11/17/2019       | BW       | 11/08/2019 | 1155653    | 14.0               | 7                | 11/11/2019 0:00  | 11/15/2019       | 4.50         | 925.82        | 4,166.19          |
| 71       | 11/4/2019           | 11/17/2019       | BW       | 11/11/2019 | 1155656    | 14.0               | 7                | 11/11/2019 0:00  | 11/19/2019       | 8.50         | 1,012.98      | 8,610.33          |
| 72       | 11/4/2019           | 11/17/2019       | BW       | 11/22/2019 | 1155852    | 14.0               | 7                | 11/11/2019 0:00  | 11/25/2019       | 14.50        | 2,481.75      | 35,985.38         |
| 73       | 11/4/2019           | 11/17/2019       | BW       | 11/22/2019 | 1155853    | 14.0               | 7                | 11/11/2019 0:00  | 11/25/2019       | 14.50        | 557.24        | 8,079.98          |
| 74       |                     |                  |          |            |            |                    |                  | Total            |                  |              | 4,977.79      | 56,841.88         |
| 75       | 11/18/2019          | 12/1/2019        | BW       | 12/06/2019 | 1156104    | 14.0               | 7                | 11/25/2019 0:00  | 12/9/2019        | 14.50        | 950.63        | 13,784.14         |
| 76       | 11/18/2019          | 12/1/2019        | BW       | 12/06/2019 | 1156105    | 14.0               | 7                | 11/25/2019 0:00  | 12/10/2019       | 15.50        | 2,060.88      | 31,943.64         |



Southwestern Public Service Company  
Paper Payroll Checks for 12 Months Ended June 30, 2020  
All semi-monthly and all bi-weekly paper checks are included

| Line No. | Period    |               | Paygroup | Check Date | Paycheck # | Days of Service | Midpoint Days | Midpoint Date  | Check Clear Date | Lead Days | Net Pay    |               | Dollar Days |
|----------|-----------|---------------|----------|------------|------------|-----------------|---------------|----------------|------------------|-----------|------------|---------------|-------------|
|          | Beginning | Ending        |          |            |            |                 |               |                |                  |           | \$         | \$            |             |
| 124      | 3/23/2020 | 4/5/2020 BW   |          | 04/09/2020 | 1159210    | 14.0            | 7             | 3/30/2020 0:00 | 4/15/2020        | 16.50     | 921.27     | 15,200.96     |             |
| 125      | 3/23/2020 | 4/5/2020 BW   |          | 04/09/2020 | 1159211    | 14.0            | 7             | 3/30/2020 0:00 | 4/17/2020        | 18.50     | 501.77     | 9,282.75      |             |
| 126      |           |               |          |            |            |                 |               | Total          |                  |           | 1,423.04   | 24,483.70     |             |
| 127      |           |               |          |            |            |                 |               |                |                  |           |            |               |             |
| 128      | 4/6/2020  | 4/19/2020 BW  |          | 04/24/2020 | 1159374    | 14.0            | 7             | 4/13/2020 0:00 | 4/29/2020        | 16.50     | 900.09     | 14,851.49     |             |
| 129      | 4/6/2020  | 4/19/2020 BW  |          | 04/24/2020 | 1159375    | 14.0            | 7             | 4/13/2020 0:00 | 4/29/2020        | 16.50     | 978.41     | 16,143.77     |             |
| 130      |           |               |          |            |            |                 |               | Total          |                  |           | 1,878.50   | 30,995.25     |             |
| 131      |           |               |          |            |            |                 |               |                |                  |           |            |               |             |
| 132      | 4/20/2020 | 5/3/2020 BW   |          | 05/08/2020 | 1159525    | 14.0            | 7             | 4/27/2020 0:00 | 5/13/2020        | 16.50     | 1,253.56   | 20,683.74     |             |
| 133      | 4/20/2020 | 5/3/2020 BW   |          | 05/08/2020 | 1159535    | 14.0            | 7             | 4/27/2020 0:00 | 5/29/2020        | 32.50     | 118.21     | 3,841.83      |             |
| 134      |           |               |          |            |            |                 |               | Total          |                  |           | 1,371.77   | 24,525.57     |             |
| 135      |           |               |          |            |            |                 |               |                |                  |           |            |               |             |
| 136      | 5/4/2020  | 5/17/2020 BW  |          | 05/22/2020 | 1159648    | 14.0            | 7             | 5/11/2020 0:00 | 5/28/2020        | 17.50     | 908.76     | 15,903.30     |             |
| 137      |           |               |          |            |            |                 |               |                |                  |           |            |               |             |
| 138      | 5/18/2020 | 5/31/2020 BW  |          | 06/05/2020 | 1159821    | 14.0            | 7             | 5/25/2020 0:00 | 6/9/2020         | 15.50     | 900.07     | 13,951.09     |             |
| 139      |           |               |          |            |            |                 |               |                |                  |           |            |               |             |
| 140      | 6/1/2020  | 6/14/2020 BW  |          | 06/19/2020 | 1159996    | 14.0            | 7             | 6/8/2020 0:00  | 6/23/2020        | 15.50     | 860.84     | 13,343.02     |             |
| 141      |           |               |          |            |            |                 |               |                |                  |           |            |               |             |
| 142      |           |               |          |            |            |                 |               |                |                  | 16.74     | 96,952.08  | 1,622,891.68  |             |
| 143      |           |               |          |            |            |                 |               |                |                  |           |            |               |             |
| 144      |           |               |          |            |            |                 |               |                |                  | 16.24     | 118,839.25 | 1,929,506.34  |             |
| 145      |           |               |          |            |            |                 |               |                |                  |           |            |               |             |
| 146      |           |               |          |            |            |                 |               |                |                  |           |            |               |             |
| 147      | 1/1/2019  | 12/31/2019 SM |          | 03/06/2020 | 1158451    | 365.0           | 182.5         | 7/2/2019 12:00 | 03/27/2020       | 269.00    | 3,208.67   | 863,132.23    |             |
| 148      | 1/1/2019  | 12/31/2019 SM |          | 03/06/2020 | 1158452    | 365.0           | 182.5         | 7/2/2019 12:00 | 03/23/2020       | 265.00    | 5,300.87   | 1,404,730.55  |             |
| 149      | 1/1/2019  | 12/31/2019 SM |          | 03/06/2020 | 1158453    | 365.0           | 182.5         | 7/2/2019 12:00 | 03/26/2020       | 268.00    | 2,762.65   | 740,390.20    |             |
| 150      | 1/1/2019  | 12/31/2019 SM |          | 03/06/2020 | 1158455    | 365.0           | 182.5         | 7/2/2019 12:00 | 03/20/2020       | 262.00    | 2,182.26   | 571,752.12    |             |
| 151      | 1/1/2019  | 12/31/2019 SM |          | 03/06/2020 | 1158456    | 365.0           | 182.5         | 7/2/2019 12:00 | 04/16/2020       | 289.00    | 3,136.20   | 906,361.80    |             |
| 152      | 1/1/2019  | 12/31/2019 SM |          | 03/06/2020 | 1158457    | 365.0           | 182.5         | 7/2/2019 12:00 | 03/24/2020       | 266.00    | 3,550.57   | 944,451.62    |             |
| 153      | 1/1/2019  | 12/31/2019 SM |          | 03/06/2020 | 1158458    | 365.0           | 182.5         | 7/2/2019 12:00 | 03/27/2020       | 269.00    | 1,871.31   | 503,382.39    |             |
| 154      | 1/1/2019  | 12/31/2019 SM |          | 03/06/2020 | 1158461    | 365.0           | 182.5         | 7/2/2019 12:00 | 03/20/2020       | 262.00    | 659.88     | 172,888.56    |             |
| 155      | 1/1/2019  | 12/31/2019 SM |          | 03/06/2020 | 1158463    | 365.0           | 182.5         | 7/2/2019 12:00 | 03/23/2020       | 265.00    | 1,483.68   | 393,175.20    |             |
| 156      | 1/1/2019  | 12/31/2019 SM |          | 03/06/2020 | 1158464    | 365.0           | 182.5         | 7/2/2019 12:00 | 03/25/2020       | 273.00    | 517.78     | 138,247.26    |             |
| 157      | 1/1/2019  | 12/31/2019 SM |          | 03/06/2020 | 1158466    | 365.0           | 182.5         | 7/2/2019 12:00 | 03/31/2020       | 267.00    | 9,784.27   | 2,671,105.71  |             |
| 158      | 1/1/2019  | 12/31/2019 SM |          | 03/06/2020 | 1158466    | 365.0           | 182.5         | 7/2/2019 12:00 | 07/24/2020       | 388.00    | 4,831.70   | 1,874,699.60  |             |
| 159      | 1/1/2019  | 12/31/2019 SM |          | 03/06/2020 | 1158467    | 365.0           | 182.5         | 7/2/2019 12:00 | 03/27/2020       | 269.00    | 807.04     | 217,093.76    |             |
| 160      |           |               |          |            |            |                 |               | Total          |                  | 284.35    | 40,096.88  | 11,401,411.00 |             |
| 161      |           |               |          |            |            |                 |               |                |                  |           |            |               |             |
| 162      |           |               |          |            |            |                 |               |                |                  |           | 158,936.13 | 13,330,917.34 |             |

Total Regular & Incentive



Southwestern Public Service Company  
Regular Payroll Details - Employee Deductions  
Payrolls in 12 Months Ended June 30, 2020  
Employee Deduction Summary

| Line No. | Period Beginning | Period Ending | Employee Payment Date | Pay End Date | Employee Deduction Summary |              |          |           |          |         |           |           |          |  |  |  |  |  |
|----------|------------------|---------------|-----------------------|--------------|----------------------------|--------------|----------|-----------|----------|---------|-----------|-----------|----------|--|--|--|--|--|
|          |                  |               |                       |              | 401CU \$                   | 401K \$      | ADVCK \$ | AUTO \$   | CHADD \$ | DADD \$ | DCBASE \$ | DCEA \$   |          |  |  |  |  |  |
| 1        | Semi-monthly     |               |                       |              |                            |              |          |           |          |         |           |           |          |  |  |  |  |  |
| 2        | 7/1/2015         | 7/15/2019     | 7/15/2019             | 7/15/2019    | 1,716.87                   | 73,180.04    | -        | -         | 19.61    | -       | -         | 3,865.63  | 583.35   |  |  |  |  |  |
| 3        | 7/16/2019        | 7/31/2019     | 7/31/2019             | 7/31/2019    | 1,716.87                   | 73,296.66    | -        | 928.23    | 19.38    | -       | -         | 3,865.63  | 583.33   |  |  |  |  |  |
| 4        | 8/1/2019         | 8/15/2019     | 8/15/2019             | 8/15/2019    | 2,167.09                   | 69,728.81    | -        | -         | 19.15    | -       | -         | 3,865.63  | 583.35   |  |  |  |  |  |
| 5        | 8/16/2019        | 8/31/2019     | 8/30/2019             | 8/31/2019    | 2,124.17                   | 68,210.62    | -        | 1,349.89  | 19.38    | -       | -         | 3,865.63  | 583.33   |  |  |  |  |  |
| 6        | 9/1/2019         | 9/15/2019     | 9/13/2019             | 9/15/2019    | 1,620.48                   | 67,853.48    | -        | -         | 19.38    | -       | -         | 3,865.63  | 583.35   |  |  |  |  |  |
| 7        | 9/16/2019        | 9/30/2019     | 9/30/2019             | 9/30/2019    | 1,559.28                   | 65,404.38    | -        | 1,163.89  | 19.38    | -       | -         | 3,865.63  | 583.32   |  |  |  |  |  |
| 8        | 10/1/2019        | 10/15/2019    | 10/15/2019            | 10/15/2019   | 2,515.69                   | 63,929.31    | -        | -         | 20.07    | -       | -         | 3,865.63  | 583.35   |  |  |  |  |  |
| 9        | 10/16/2019       | 10/31/2019    | 10/31/2019            | 10/31/2019   | 2,257.65                   | 63,289.27    | -        | 1,163.89  | 19.84    | -       | -         | 3,865.63  | 583.32   |  |  |  |  |  |
| 10       | 11/1/2019        | 11/15/2019    | 11/15/2019            | 11/15/2019   | 2,043.21                   | 59,212.04    | -        | -         | 20.30    | -       | -         | 3,865.63  | 583.35   |  |  |  |  |  |
| 11       | 11/16/2019       | 11/30/2019    | 11/29/2019            | 11/30/2019   | 1,618.45                   | 57,490.03    | -        | 1,213.98  | 19.84    | -       | -         | 3,865.63  | 583.32   |  |  |  |  |  |
| 12       | 12/1/2019        | 12/15/2019    | 12/13/2019            | 12/15/2019   | 1,509.52                   | 55,684.39    | -        | -         | 19.84    | -       | -         | 3,865.63  | 583.35   |  |  |  |  |  |
| 13       | 12/16/2019       | 12/31/2019    | 12/31/2019            | 12/31/2019   | 1,411.48                   | 52,701.01    | -        | 1,213.98  | 19.84    | -       | -         | 3,865.63  | 583.32   |  |  |  |  |  |
| 14       | 1/1/2020         | 1/15/2020     | 1/15/2020             | 1/15/2020    | 4,770.59                   | 74,265.69    | -        | -         | 20.76    | -       | -         | 3,969.90  | 312.50   |  |  |  |  |  |
| 15       | 1/16/2020        | 1/31/2020     | 1/31/2020             | 1/31/2020    | 4,717.79                   | 74,888.24    | -        | 1,214.02  | 20.76    | -       | -         | 3,969.90  | 312.50   |  |  |  |  |  |
| 16       | 2/1/2020         | 2/15/2020     | 2/14/2020             | 2/15/2020    | 4,717.79                   | 74,037.03    | -        | -         | 20.76    | -       | -         | 3,969.90  | 312.50   |  |  |  |  |  |
| 17       | 2/16/2020        | 2/29/2020     | 2/28/2020             | 2/29/2020    | 4,717.79                   | 74,799.51    | -        | 1,217.69  | 20.76    | -       | -         | 3,969.90  | 312.50   |  |  |  |  |  |
| 18       | 3/1/2020         | 3/15/2020     | 3/13/2020             | 3/15/2020    | 4,687.56                   | 74,384.24    | -        | -         | 20.76    | -       | -         | 3,969.90  | 312.50   |  |  |  |  |  |
| 19       | 3/16/2020        | 3/31/2020     | 3/31/2020             | 3/31/2020    | 4,305.61                   | 80,606.58    | -        | 1,220.15  | 20.76    | -       | -         | 4,888.86  | 312.50   |  |  |  |  |  |
| 20       | 4/1/2020         | 4/15/2020     | 4/15/2020             | 4/15/2020    | 3,099.78                   | 79,239.33    | -        | -         | 20.99    | -       | -         | 4,029.79  | 312.50   |  |  |  |  |  |
| 21       | 4/16/2020        | 4/30/2020     | 4/30/2020             | 4/30/2020    | 2,726.49                   | 79,222.22    | -        | 987.64    | 20.99    | -       | -         | 4,029.79  | 312.50   |  |  |  |  |  |
| 22       | 5/1/2020         | 5/15/2020     | 5/15/2020             | 5/15/2020    | 2,726.49                   | 79,415.03    | -        | -         | 20.99    | -       | -         | 4,029.79  | 104.17   |  |  |  |  |  |
| 23       | 5/16/2020        | 5/31/2020     | 5/29/2020             | 5/31/2020    | 2,726.49                   | 79,638.63    | -        | 830.32    | 20.99    | -       | -         | 4,029.79  | 104.16   |  |  |  |  |  |
| 24       | 6/1/2020         | 6/15/2020     | 6/15/2020             | 6/15/2020    | 2,811.48                   | 78,978.34    | -        | -         | 20.99    | -       | -         | 4,029.79  | 104.17   |  |  |  |  |  |
| 25       | 6/16/2020        | 6/30/2020     | 6/30/2020             | 6/30/2020    | 2,502.98                   | 76,249.71    | -        | 803.23    | 20.99    | -       | -         | 4,029.79  | 104.16   |  |  |  |  |  |
| 26       |                  |               |                       |              |                            |              |          |           |          |         |           |           |          |  |  |  |  |  |
| 27       |                  |               |                       |              | 66,771.60                  | 1,695,704.59 | -        | 13,306.91 | 486.51   | -       | -         | 95,304.66 | 9,916.70 |  |  |  |  |  |
| 28       |                  |               |                       |              |                            |              |          |           |          |         |           |           |          |  |  |  |  |  |

Southwestern Public Service Company  
Regular Payroll Details - Employee Deductions  
Payrolls in 12 Months Ended June 30, 2020  
Employee Deduction Summary

| Line No. | Period Beginning | Period Ending | Employee Payment Date | Pay End Date | DENTAL \$ | DEPLIF \$ | DISAFT \$ | DISPRE \$ | DPLIFE \$ | DPSUR \$ | EILOAN \$  | EXPRKP \$ |
|----------|------------------|---------------|-----------------------|--------------|-----------|-----------|-----------|-----------|-----------|----------|------------|-----------|
| 1        | Semi-monthly     |               |                       |              |           |           |           |           |           |          |            |           |
| 2        | 7/1/2015         | 7/15/2019     | 7/15/2019             | 7/15/2019    | 2,588.50  | 98.65     | -         | -         | 27.01     | -        | 6,873.12   | 151.56    |
| 3        | 7/16/2019        | 7/31/2019     | 7/31/2019             | 7/31/2019    | 2,534.50  | 97.52     | -         | -         | 27.01     | -        | 6,873.12   | 151.56    |
| 4        | 8/1/2019         | 8/15/2019     | 8/15/2019             | 8/15/2019    | 2,522.50  | 97.52     | -         | -         | 27.01     | -        | 6,873.12   | 151.56    |
| 5        | 8/16/2019        | 8/31/2019     | 8/30/2019             | 8/31/2019    | 2,447.50  | 95.26     | -         | -         | 27.01     | -        | 6,873.12   | 151.56    |
| 6        | 9/1/2019         | 9/15/2019     | 9/13/2019             | 9/15/2019    | 2,425.58  | 95.26     | -         | 2.85      | 27.01     | -        | 6,924.35   | 151.56    |
| 7        | 9/16/2019        | 9/30/2019     | 9/30/2019             | 9/30/2019    | 2,436.66  | 95.26     | -         | 5.70      | 27.01     | -        | 6,999.53   | 151.56    |
| 8        | 10/1/2019        | 10/15/2019    | 10/15/2019            | 10/15/2019   | 2,492.00  | 98.65     | -         | -         | 33.39     | 50.00    | 7,185.19   | 151.56    |
| 9        | 10/16/2019       | 10/31/2019    | 10/31/2019            | 10/31/2019   | 2,526.65  | 97.52     | 2.85      | -         | 33.39     | 50.00    | 7,460.26   | 151.56    |
| 10       | 11/1/2019        | 11/15/2019    | 11/15/2019            | 11/15/2019   | 2,582.50  | 99.78     | -         | -         | 33.39     | 50.00    | 7,460.26   | 151.56    |
| 11       | 11/16/2019       | 11/30/2019    | 11/29/2019            | 11/30/2019   | 2,350.50  | 97.52     | -         | -         | 33.39     | 50.00    | 7,460.26   | 151.56    |
| 12       | 12/1/2019        | 12/15/2019    | 12/13/2019            | 12/15/2019   | 2,545.50  | 97.52     | -         | -         | 33.39     | 50.00    | 7,302.88   | 151.56    |
| 13       | 12/16/2019       | 12/31/2019    | 12/31/2019            | 12/31/2019   | 2,563.50  | 97.52     | -         | -         | 33.39     | 50.00    | 7,385.84   | 151.56    |
| 14       | 1/1/2020         | 1/15/2020     | 1/15/2020             | 1/15/2020    | 2,594.00  | 103.93    | -         | -         | 29.89     | 50.00    | 7,154.40   | 151.56    |
| 15       | 1/16/2020        | 1/31/2020     | 1/31/2020             | 1/31/2020    | 2,598.00  | 103.93    | -         | -         | 29.89     | 50.00    | 7,154.40   | 151.56    |
| 16       | 2/1/2020         | 2/15/2020     | 2/14/2020             | 2/15/2020    | 2,616.00  | 103.93    | -         | -         | 29.89     | 50.00    | 7,154.40   | 151.56    |
| 17       | 2/16/2020        | 2/29/2020     | 2/28/2020             | 2/29/2020    | 2,580.00  | 103.93    | -         | -         | 29.89     | 50.00    | 6,979.74   | 151.56    |
| 18       | 3/1/2020         | 3/15/2020     | 3/13/2020             | 3/15/2020    | 2,538.50  | 103.93    | -         | -         | 29.89     | 50.00    | 6,979.74   | 151.56    |
| 19       | 3/16/2020        | 3/31/2020     | 3/31/2020             | 3/31/2020    | 2,544.00  | 103.93    | -         | -         | 29.89     | 50.00    | 7,060.32   | 151.56    |
| 20       | 4/1/2020         | 4/15/2020     | 4/15/2020             | 4/15/2020    | 2,555.00  | 105.06    | -         | -         | 29.89     | 50.00    | 7,169.65   | 151.56    |
| 21       | 4/16/2020        | 4/30/2020     | 4/30/2020             | 4/30/2020    | 2,555.00  | 105.06    | -         | -         | 29.89     | 50.00    | 7,113.73   | 151.56    |
| 22       | 5/1/2020         | 5/15/2020     | 5/15/2020             | 5/15/2020    | 2,555.00  | 105.06    | -         | -         | 29.89     | 50.00    | 7,113.73   | 151.56    |
| 23       | 5/16/2020        | 5/31/2020     | 5/29/2020             | 5/31/2020    | 2,555.00  | 105.06    | -         | -         | 29.89     | 50.00    | 7,347.58   | 151.56    |
| 24       | 6/1/2020         | 6/15/2020     | 6/15/2020             | 6/15/2020    | 2,530.50  | 105.06    | -         | -         | 29.89     | 50.00    | 7,069.85   | 151.56    |
| 25       | 6/16/2020        | 6/30/2020     | 6/30/2020             | 6/30/2020    | 2,530.50  | 105.06    | -         | -         | 29.89     | 50.00    | 7,069.85   | 151.56    |
| 26       |                  |               |                       |              |           |           |           |           |           |          |            |           |
| 27       |                  |               |                       |              | 60,767.39 | 2,421.92  | 2.85      | 8.55      | 721.08    | 900.00   | 171,038.44 | 3,637.44  |
| 28       |                  |               |                       |              |           |           |           |           |           |          |            |           |

Southwestern Public Service Company  
Regular Payroll Details - Employee Deductions  
Payrolls in 12 Months Ended June 30, 2020  
Employee Deduction Summary

| Line No. | Period Beginning | Period Ending | Employee Payment Date | Pay End Date | GARNISH \$ | HCEA \$  | HSA1 \$    | MED \$     | MG1 \$ | MG2 \$   | MG3 \$ | PGOVA \$ |
|----------|------------------|---------------|-----------------------|--------------|------------|----------|------------|------------|--------|----------|--------|----------|
| 1        | Semi-monthly     |               |                       |              |            |          |            |            |        |          |        |          |
| 2        | 7/1/2019         | 7/15/2019     | 7/15/2019             | 7/15/2019    | 4,096.07   | 208.56   | 28,005.84  | 10,716.35  | -      | 79.25    | -      | 332.34   |
| 3        | 7/16/2019        | 7/31/2019     | 7/31/2019             | 7/31/2019    | 4,096.07   | 208.53   | 27,600.08  | 10,529.32  | -      | 79.25    | -      | 332.34   |
| 4        | 8/1/2019         | 8/15/2019     | 8/15/2019             | 8/15/2019    | 4,096.07   | 208.56   | 27,845.82  | 10,510.93  | -      | 79.25    | -      | 332.34   |
| 5        | 8/16/2019        | 8/31/2019     | 8/30/2019             | 8/31/2019    | 3,837.15   | 208.53   | 26,902.32  | 10,187.74  | -      | 79.25    | -      | 332.34   |
| 6        | 9/1/2019         | 9/15/2019     | 9/13/2019             | 9/15/2019    | 3,687.15   | 208.56   | 27,871.80  | 10,184.45  | -      | 79.25    | -      | 332.34   |
| 7        | 9/16/2019        | 9/30/2019     | 9/30/2019             | 9/30/2019    | 3,752.27   | 208.53   | 26,871.05  | 10,311.73  | -      | 110.08   | -      | 332.34   |
| 8        | 10/1/2019        | 10/15/2019    | 10/15/2019            | 10/15/2019   | 3,754.49   | 208.56   | 27,260.49  | 10,445.53  | 350.00 | 110.08   | -      | 332.34   |
| 9        | 10/16/2019       | 10/31/2019    | 10/31/2019            | 10/31/2019   | 3,858.99   | 208.53   | 28,436.41  | 10,656.15  | 100.00 | 110.08   | -      | 332.34   |
| 10       | 11/1/2019        | 11/15/2019    | 11/15/2019            | 11/15/2019   | 3,858.99   | 416.89   | 27,042.45  | 10,779.86  | -      | 89.25    | -      | 332.34   |
| 11       | 11/16/2019       | 11/30/2019    | 11/29/2019            | 11/30/2019   | 3,858.99   | 208.53   | 27,299.98  | 10,561.61  | -      | 89.25    | -      | 332.34   |
| 12       | 12/1/2019        | 12/15/2019    | 12/13/2019            | 12/15/2019   | 3,858.99   | 208.56   | 29,189.48  | 10,561.61  | 100.00 | 89.25    | -      | 332.34   |
| 13       | 12/16/2019       | 12/31/2019    | 12/31/2019            | 12/31/2019   | 3,858.99   | 208.53   | 27,438.71  | 10,640.10  | -      | 89.25    | -      | 332.34   |
| 14       | 1/1/2020         | 1/15/2020     | 1/15/2020             | 1/15/2020    | 3,853.06   | 225.20   | 32,000.94  | 10,966.75  | -      | 89.25    | -      | 334.42   |
| 15       | 1/16/2020        | 1/31/2020     | 1/31/2020             | 1/31/2020    | 3,373.81   | 225.20   | 31,998.57  | 10,978.49  | -      | 89.25    | -      | 334.42   |
| 16       | 2/1/2020         | 2/15/2020     | 2/14/2020             | 2/15/2020    | 3,373.81   | 225.20   | 32,888.99  | 11,033.01  | 50.00  | 89.25    | -      | 334.42   |
| 17       | 2/16/2020        | 2/29/2020     | 2/28/2020             | 2/29/2020    | 3,373.81   | 225.20   | 31,390.33  | 10,884.72  | 50.00  | 89.25    | -      | 334.42   |
| 18       | 3/1/2020         | 3/15/2020     | 3/13/2020             | 3/15/2020    | 3,373.81   | 225.20   | 25,921.63  | 10,706.39  | -      | 89.25    | -      | 334.42   |
| 19       | 3/16/2020        | 3/31/2020     | 3/31/2020             | 3/31/2020    | 3,391.76   | 225.20   | 26,270.62  | 10,733.40  | -      | 89.25    | -      | 338.63   |
| 20       | 4/1/2020         | 4/15/2020     | 4/15/2020             | 4/15/2020    | 3,656.76   | 225.20   | 26,463.11  | 10,829.07  | -      | 89.25    | -      | 338.63   |
| 21       | 4/16/2020        | 4/30/2020     | 4/30/2020             | 4/30/2020    | 3,655.57   | 225.20   | 26,463.10  | 10,829.07  | -      | 89.25    | -      | 338.63   |
| 22       | 5/1/2020         | 5/15/2020     | 5/15/2020             | 5/15/2020    | 3,096.77   | 225.22   | 26,563.56  | 10,829.07  | -      | 89.25    | -      | 338.63   |
| 23       | 5/16/2020        | 5/31/2020     | 5/29/2020             | 5/31/2020    | 3,096.77   | 225.20   | 26,612.94  | 10,829.07  | -      | 89.25    | -      | 338.63   |
| 24       | 6/1/2020         | 6/15/2020     | 6/15/2020             | 6/15/2020    | 2,832.70   | 225.22   | 26,635.78  | 10,747.54  | -      | 89.25    | -      | 338.63   |
| 25       | 6/16/2020        | 6/30/2020     | 6/30/2020             | 6/30/2020    | 3,096.77   | 225.20   | 26,705.15  | 10,747.54  | -      | 89.25    | -      | 338.63   |
| 26       |                  |               |                       |              |            |          |            |            |        |          |        |          |
| 27       |                  |               |                       |              | 86,789.62  | 5,413.31 | 671,679.15 | 256,199.50 | 650.00 | 2,154.49 | -      | 8,030.59 |
| 28       |                  |               |                       |              |            |          |            |            |        |          |        |          |

Southwestern Public Service Company  
Regular Payroll Details - Employee Deductions  
Payrolls in 12 Months Ended June 30, 2020  
Employee Deduction Summary

| Line No. | Period Beginning | Period Ending | Employee Payment Date | Pay End Date | PIPAC \$  | REISSU \$  | ROTH \$    | ROTHCU \$ | RSLOAN \$  | SCOPE \$ | SLIFE \$   | SPADD \$ |
|----------|------------------|---------------|-----------------------|--------------|-----------|------------|------------|-----------|------------|----------|------------|----------|
| 1        | Semi-monthly     |               |                       |              |           |            |            |           |            |          |            |          |
| 2        | 7/1/2015         | 7/15/2019     | 7/15/2019             | 7/15/2019    | 412.02    | -          | 14,667.48  | 502.08    | 8,983.11   | 390.00   | 7,110.90   | 170.29   |
| 3        | 7/16/2019        | 7/31/2019     | 7/31/2019             | 7/31/2019    | 412.02    | -          | 14,136.50  | 502.08    | 8,740.26   | -        | 7,073.91   | 168.79   |
| 4        | 8/1/2019         | 8/15/2019     | 8/15/2019             | 8/15/2019    | 412.02    | -          | 12,415.32  | 502.08    | 8,428.61   | 382.00   | 7,091.58   | 169.54   |
| 5        | 8/16/2019        | 8/31/2019     | 8/30/2019             | 8/31/2019    | 470.73    | -          | 11,662.51  | 502.08    | 8,590.29   | -        | 6,745.99   | 166.54   |
| 6        | 9/1/2019         | 9/15/2019     | 9/13/2019             | 9/15/2019    | 470.73    | -          | 10,700.85  | 312.96    | 8,644.43   | 359.00   | 6,608.92   | 162.79   |
| 7        | 9/16/2019        | 9/30/2019     | 9/30/2019             | 9/30/2019    | 470.73    | -          | 10,951.36  | 196.07    | 8,644.43   | -        | 6,610.21   | 162.79   |
| 8        | 10/1/2019        | 10/15/2019    | 10/15/2019            | 10/15/2019   | 470.73    | -          | 10,443.94  | 196.07    | 8,644.43   | 359.00   | 6,650.10   | 166.54   |
| 9        | 10/16/2019       | 10/31/2019    | 10/31/2019            | 10/31/2019   | 470.73    | -          | 10,658.14  | 196.07    | 8,706.67   | -        | 6,573.42   | 168.04   |
| 10       | 11/1/2019        | 11/15/2019    | 11/15/2019            | 11/15/2019   | 470.73    | -          | 10,275.75  | 196.07    | 8,706.67   | 359.00   | 6,666.36   | 173.67   |
| 11       | 11/16/2019       | 11/30/2019    | 11/29/2019            | 11/30/2019   | 470.73    | -          | 10,943.07  | 200.66    | 8,750.21   | -        | 6,606.21   | 168.41   |
| 12       | 12/1/2019        | 12/15/2019    | 12/13/2019            | 12/15/2019   | 470.73    | -          | 10,911.41  | 200.66    | 8,118.00   | 359.00   | 6,606.34   | 168.41   |
| 13       | 12/16/2019       | 12/31/2019    | 12/31/2019            | 12/31/2019   | 470.73    | -          | 10,680.90  | 200.66    | 8,118.00   | -        | 6,605.93   | 168.41   |
| 14       | 1/1/2020         | 1/15/2020     | 1/15/2020             | 1/15/2020    | 470.73    | (805.53)   | 13,453.18  | 506.67    | 7,956.32   | 359.00   | 7,267.69   | 177.03   |
| 15       | 1/16/2020        | 1/31/2020     | 1/31/2020             | 1/31/2020    | 470.73    | -          | 13,400.82  | 506.67    | 8,286.14   | -        | 7,273.43   | 178.16   |
| 16       | 2/1/2020         | 2/15/2020     | 2/14/2020             | 2/15/2020    | 470.73    | -          | 14,144.47  | 506.67    | 8,477.14   | 359.00   | 7,287.75   | 179.66   |
| 17       | 2/16/2020        | 2/29/2020     | 2/28/2020             | 2/29/2020    | 470.73    | (3,640.28) | 13,995.63  | 506.67    | 8,477.14   | -        | 7,247.71   | 176.66   |
| 18       | 3/1/2020         | 3/15/2020     | 3/13/2020             | 3/15/2020    | 470.73    | -          | 14,396.64  | 506.67    | 8,477.14   | 349.00   | 7,229.19   | 175.91   |
| 19       | 3/16/2020        | 3/31/2020     | 3/31/2020             | 3/31/2020    | 474.18    | -          | 15,006.70  | 523.42    | 8,239.08   | -        | 7,422.81   | 175.91   |
| 20       | 4/1/2020         | 4/15/2020     | 4/15/2020             | 4/15/2020    | 474.18    | -          | 14,969.75  | 523.42    | 8,108.63   | 349.00   | 7,432.75   | 177.41   |
| 21       | 4/16/2020        | 4/30/2020     | 4/30/2020             | 4/30/2020    | 474.18    | -          | 15,648.30  | 578.35    | 8,108.63   | -        | 7,432.75   | 177.41   |
| 22       | 5/1/2020         | 5/15/2020     | 5/15/2020             | 5/15/2020    | 474.18    | -          | 15,722.69  | 578.35    | 7,823.82   | 349.00   | 7,432.75   | 177.41   |
| 23       | 5/16/2020        | 5/31/2020     | 5/29/2020             | 5/31/2020    | 474.18    | -          | 15,817.72  | 578.35    | 7,870.72   | -        | 7,434.54   | 177.41   |
| 24       | 6/1/2020         | 6/15/2020     | 6/15/2020             | 6/15/2020    | 474.18    | -          | 15,764.32  | 578.35    | 7,393.77   | 349.00   | 7,435.40   | 177.41   |
| 25       | 6/16/2020        | 6/30/2020     | 6/30/2020             | 6/30/2020    | 474.18    | -          | 16,071.51  | 578.35    | 7,606.75   | -        | 7,435.40   | 177.41   |
| 26       |                  |               |                       |              |           |            |            |           |            |          |            |          |
| 27       |                  |               |                       |              | 11,145.54 | (4,445.81) | 316,838.96 | 10,179.48 | 199,900.39 | 4,322.00 | 169,282.04 | 4,142.01 |
| 28       |                  |               |                       |              |           |            |            |           |            |          |            |          |

Southwestern Public Service Company  
Regular Payroll Details - Employee Deductions  
Payrolls in 12 Months Ended June 30, 2020  
Employee Deduction Summary

| Line No. | Period Beginning | Period Ending | Employee Payment Date | Pay End Date | SPLIFE \$ | SPSADD \$ | SPSUR \$  | SUPADB \$ | SUPLIF \$ | TOBSUA \$ | TOBSUP \$ |
|----------|------------------|---------------|-----------------------|--------------|-----------|-----------|-----------|-----------|-----------|-----------|-----------|
| 1        | Semi-monthly     |               |                       |              |           |           |           |           |           |           |           |
| 2        | 7/1/2015         | 7/15/2019     | 7/15/2019             | 7/15/2019    | 1,475.24  | -         | 2,400.00  | 1,117.88  | -         | -         | 1,075.00  |
| 3        | 7/16/2019        | 7/31/2019     | 7/31/2019             | 7/31/2019    | 1,457.49  | -         | 2,200.00  | 1,096.36  | -         | -         | 1,050.00  |
| 4        | 8/1/2019         | 8/15/2019     | 8/15/2019             | 8/15/2019    | 1,493.87  | -         | 2,200.00  | 1,101.72  | -         | -         | 1,100.00  |
| 5        | 8/16/2019        | 8/31/2019     | 8/30/2019             | 8/31/2019    | 1,329.23  | -         | 2,100.00  | 1,076.57  | -         | -         | 1,050.00  |
| 6        | 9/1/2019         | 9/15/2019     | 9/13/2019             | 9/15/2019    | 1,263.60  | 15.00     | 2,000.00  | 1,067.07  | -         | -         | 1,050.00  |
| 7        | 9/16/2019        | 9/30/2019     | 9/30/2019             | 9/30/2019    | 1,263.60  | -         | 2,000.00  | 1,069.82  | -         | -         | 1,050.00  |
| 8        | 10/1/2019        | 10/15/2019    | 10/15/2019            | 10/15/2019   | 1,269.85  | -         | 2,050.00  | 1,093.29  | -         | -         | 1,100.00  |
| 9        | 10/16/2019       | 10/31/2019    | 10/31/2019            | 10/31/2019   | 1,255.60  | -         | 2,000.00  | 1,096.92  | -         | -         | 1,175.00  |
| 10       | 11/1/2019        | 11/15/2019    | 11/15/2019            | 11/15/2019   | 1,283.48  | -         | 2,100.00  | 1,119.33  | -         | -         | 1,200.00  |
| 11       | 11/16/2019       | 11/30/2019    | 11/29/2019            | 11/30/2019   | 1,242.98  | -         | 2,000.00  | 1,108.85  | -         | -         | 1,100.00  |
| 12       | 12/1/2019        | 12/15/2019    | 12/13/2019            | 12/15/2019   | 1,242.98  | -         | 2,000.00  | 1,108.92  | -         | -         | 1,100.00  |
| 13       | 12/16/2019       | 12/31/2019    | 12/31/2019            | 12/31/2019   | 1,242.98  | -         | 2,050.00  | 1,108.71  | -         | -         | 1,125.00  |
| 14       | 1/1/2020         | 1/15/2020     | 1/15/2020             | 1/15/2020    | 1,407.33  | -         | 2,250.00  | 1,148.14  | -         | 50.00     | 975.00    |
| 15       | 1/16/2020        | 1/31/2020     | 1/31/2020             | 1/31/2020    | 1,408.46  | -         | 2,225.00  | 1,149.94  | -         | 50.00     | 925.00    |
| 16       | 2/1/2020         | 2/15/2020     | 2/14/2020             | 2/15/2020    | 1,410.71  | -         | 2,200.00  | 1,154.61  | -         | 50.00     | 975.00    |
| 17       | 2/16/2020        | 2/29/2020     | 2/28/2020             | 2/29/2020    | 1,406.21  | -         | 2,200.00  | 1,138.38  | -         | 50.00     | 975.00    |
| 18       | 3/1/2020         | 3/15/2020     | 3/13/2020             | 3/15/2020    | 1,403.33  | -         | 2,150.00  | 1,129.46  | -         | 50.00     | 975.00    |
| 19       | 3/16/2020        | 3/31/2020     | 3/31/2020             | 3/31/2020    | 1,403.33  | -         | 2,150.00  | 1,157.35  | -         | 50.00     | 975.00    |
| 20       | 4/1/2020         | 4/15/2020     | 4/15/2020             | 4/15/2020    | 1,407.83  | -         | 2,050.00  | 1,163.14  | -         | 50.00     | 875.00    |
| 21       | 4/16/2020        | 4/30/2020     | 4/30/2020             | 4/30/2020    | 1,407.83  | -         | 2,050.00  | 1,163.23  | -         | 50.00     | 950.00    |
| 22       | 5/1/2020         | 5/15/2020     | 5/15/2020             | 5/15/2020    | 1,407.83  | -         | 2,050.00  | 1,163.23  | -         | 50.00     | 950.00    |
| 23       | 5/16/2020        | 5/31/2020     | 5/29/2020             | 5/31/2020    | 1,407.83  | -         | 2,050.00  | 1,167.14  | -         | 50.00     | 950.00    |
| 24       | 6/1/2020         | 6/15/2020     | 6/15/2020             | 6/15/2020    | 1,407.83  | -         | 2,050.00  | 1,167.64  | -         | 50.00     | 950.00    |
| 25       | 6/16/2020        | 6/30/2020     | 6/30/2020             | 6/30/2020    | 1,407.83  | -         | 2,050.00  | 1,167.64  | -         | 50.00     | 950.00    |
| 26       |                  |               |                       |              |           |           |           |           |           |           |           |
| 27       |                  |               |                       |              | 32,707.25 | 15.00     | 50,575.00 | 27,035.34 | -         | 600.00    | 24,600.00 |
| 28       |                  |               |                       |              |           |           |           |           |           |           |           |

Southwestern Public Service Company  
Regular Payroll Details - Employee Deductions  
Payrolls in 12 Months Ended June 30, 2020  
Employee Deduction Summary

| Line No. | Period Beginning | Period Ending | Employee Payment Date | Pay End Date | UN0602 \$ | UW1 \$ | UW2 \$   | VISION \$ | Total \$   | Total per Payroll \$ | Diff \$      |   |
|----------|------------------|---------------|-----------------------|--------------|-----------|--------|----------|-----------|------------|----------------------|--------------|---|
| 1        | Semi-monthly     |               |                       |              |           |        |          |           |            |                      |              |   |
| 2        | 7/1/2019         | 7/15/2019     | 7/15/2019             | 7/15/2019    | -         | -      | 3,954.65 | 1,568.47  | 176,369.87 | 176,369.87           | -            |   |
| 3        | 7/16/2019        | 7/31/2019     | 7/31/2019             | 7/31/2019    | -         | -      | 3,925.08 | 1,543.35  | 175,245.24 | 175,245.24           | -            |   |
| 4        | 8/1/2019         | 8/15/2019     | 8/15/2019             | 8/15/2019    | -         | -      | 3,911.40 | 1,554.64  | 169,871.49 | 169,871.49           | -            |   |
| 5        | 8/16/2019        | 8/31/2019     | 8/30/2019             | 8/31/2019    | -         | -      | 3,819.50 | 1,507.54  | 166,315.78 | 166,315.78           | -            |   |
| 6        | 9/1/2019         | 9/15/2019     | 9/13/2019             | 9/15/2019    | 86.19     | -      | 3,793.87 | 1,493.07  | 163,960.96 | 163,960.96           | -            |   |
| 7        | 9/16/2019        | 9/30/2019     | 9/30/2019             | 9/30/2019    | -         | -      | 3,814.44 | 1,494.96  | 161,626.01 | 161,626.01           | -            |   |
| 8        | 10/1/2019        | 10/15/2019    | 10/15/2019            | 10/15/2019   | -         | -      | 3,814.44 | 1,545.83  | 161,190.55 | 161,190.55           | -            |   |
| 9        | 10/16/2019       | 10/31/2019    | 10/31/2019            | 10/31/2019   | -         | -      | 3,836.69 | 1,551.64  | 162,893.25 | 162,893.25           | -            |   |
| 10       | 11/1/2019        | 11/15/2019    | 11/15/2019            | 11/15/2019   | -         | -      | 3,812.79 | 1,589.19  | 156,574.84 | 156,574.84           | -            |   |
| 11       | 11/16/2019       | 11/30/2019    | 11/29/2019            | 11/30/2019   | -         | -      | 3,812.79 | 1,464.81  | 155,153.90 | 155,153.90           | -            |   |
| 12       | 12/1/2019        | 12/15/2019    | 12/13/2019            | 12/15/2019   | -         | -      | 3,812.79 | 1,559.01  | 153,842.06 | 153,842.06           | -            |   |
| 13       | 12/16/2019       | 12/31/2019    | 12/31/2019            | 12/31/2019   | -         | -      | 3,812.79 | 1,565.93  | 149,795.03 | 149,795.03           | -            |   |
| 14       | 1/1/2020         | 1/15/2020     | 1/15/2020             | 1/15/2020    | -         | 785.00 | 4,206.39 | 1,559.49  | 182,659.28 | 182,659.28           | -            |   |
| 15       | 1/16/2020        | 1/31/2020     | 1/31/2020             | 1/31/2020    | -         | -      | 4,206.39 | 1,559.50  | 183,850.97 | 183,850.97           | -            |   |
| 16       | 2/1/2020         | 2/15/2020     | 2/14/2020             | 2/15/2020    | -         | -      | 4,206.39 | 1,566.92  | 184,147.49 | 184,147.49           | -            |   |
| 17       | 2/16/2020        | 2/29/2020     | 2/28/2020             | 2/29/2020    | -         | -      | 4,183.31 | 1,552.08  | 180,020.24 | 180,020.24           | -            |   |
| 18       | 3/1/2020         | 3/15/2020     | 3/13/2020             | 3/15/2020    | -         | -      | 4,150.95 | 1,527.98  | 176,871.28 | 176,871.28           | -            |   |
| 19       | 3/16/2020        | 3/31/2020     | 3/31/2020             | 3/31/2020    | -         | -      | 4,150.95 | 1,531.07  | 185,602.82 | 185,602.82           | -            |   |
| 20       | 4/1/2020         | 4/15/2020     | 4/15/2020             | 4/15/2020    | -         | -      | 4,162.79 | 1,541.58  | 181,651.05 | 181,651.05           | -            |   |
| 21       | 4/16/2020        | 4/30/2020     | 4/30/2020             | 4/30/2020    | -         | -      | 4,162.79 | 1,541.58  | 182,650.74 | 182,650.74           | -            |   |
| 22       | 5/1/2020         | 5/15/2020     | 5/15/2020             | 5/15/2020    | -         | -      | 4,162.79 | 1,541.58  | 181,327.84 | 181,327.84           | -            |   |
| 23       | 5/16/2020        | 5/31/2020     | 5/29/2020             | 5/31/2020    | -         | -      | 4,162.79 | 1,541.58  | 182,463.59 | 182,463.59           | -            |   |
| 24       | 6/1/2020         | 6/15/2020     | 6/15/2020             | 6/15/2020    | -         | -      | 4,162.79 | 1,527.98  | 180,239.42 | 180,239.42           | -            |   |
| 25       | 6/16/2020        | 6/30/2020     | 6/30/2020             | 6/30/2020    | -         | -      | 4,104.87 | 1,527.98  | 178,452.18 | 178,452.18           | -            |   |
| 26       |                  |               |                       |              |           |        |          |           |            |                      |              |   |
| 27       | <b>Totals</b>    |               |                       |              |           | 86.19  | 785.00   | 96,144.43 | 36,957.76  | 4,132,775.88         | 4,132,775.88 | - |
| 28       |                  |               |                       |              |           |        |          |           |            |                      |              |   |

Southwestern Public Service Company  
Regular Payroll Details - Employee Deductions  
Payrolls in 12 Months Ended June 30, 2020  
Employee Deduction Summary

| Line No. | Period Beginning | Period Ending         | Employee Payment Date | Pay End Date | Employee Deduction Summary |              |          |           |          |          |           |         |   |           |  |  |  |  |  |  |
|----------|------------------|-----------------------|-----------------------|--------------|----------------------------|--------------|----------|-----------|----------|----------|-----------|---------|---|-----------|--|--|--|--|--|--|
|          |                  |                       |                       |              | 401CU \$                   | 401K \$      | ADVCK \$ | AUTO \$   | CHADD \$ | DADD \$  | DCBASE \$ | DCEA \$ |   |           |  |  |  |  |  |  |
| 29       | Bi-weekly        |                       |                       |              |                            |              |          |           |          |          |           |         |   |           |  |  |  |  |  |  |
| 30       | 7/1/2019         | 7/14/2019             | 7/19/2019             | 7/14/2019    | 2,116.75                   | 212,004.94   | -        | 5,064.45  | 10.01    | -        | -         | -       | - | 583.62    |  |  |  |  |  |  |
| 31       | 7/15/2019        | 7/28/2019             | 8/2/2019              | 7/28/2019    | 2,087.16                   | 209,303.79   | -        | -         | 9.78     | 621.75   | -         | -       | - | 583.63    |  |  |  |  |  |  |
| 32       | 7/29/2019        | 8/11/2019             | 8/16/2019             | 8/11/2019    | 2,082.27                   | 209,150.81   | -        | 3,893.59  | 9.70     | -        | -         | -       | - | 583.62    |  |  |  |  |  |  |
| 33       | 8/12/2019        | 8/25/2019             | 8/30/2019             | 8/25/2019    | 2,035.98                   | 208,013.60   | -        | -         | -        | -        | -         | -       | - | -         |  |  |  |  |  |  |
| 34       | 8/26/2019        | 9/8/2019              | 9/13/2019             | 9/8/2019     | 1,759.06                   | 206,832.45   | -        | -         | 9.70     | 608.55   | -         | -       | - | 583.64    |  |  |  |  |  |  |
| 35       | 9/9/2019         | 9/22/2019             | 9/27/2019             | 9/22/2019    | 1,597.06                   | 204,289.90   | -        | 3,744.62  | 9.70     | -        | -         | -       | - | 583.62    |  |  |  |  |  |  |
| 36       | 9/23/2019        | 10/6/2019             | 10/11/2019            | 10/6/2019    | 1,600.56                   | 205,239.93   | 1,229.23 | -         | 9.70     | 586.05   | -         | -       | - | 583.64    |  |  |  |  |  |  |
| 37       | 10/7/2019        | 10/20/2019            | 10/25/2019            | 10/20/2019   | 1,489.06                   | 201,676.28   | -        | 3,792.91  | 9.70     | -        | -         | -       | - | 583.62    |  |  |  |  |  |  |
| 38       | 10/21/2019       | 11/3/2019             | 11/8/2019             | 11/3/2019    | 1,187.47                   | 200,237.56   | -        | -         | 9.70     | 586.05   | -         | -       | - | 583.64    |  |  |  |  |  |  |
| 39       | 11/4/2019        | 11/17/2019            | 11/22/2019            | 11/17/2019   | 1,323.05                   | 203,188.09   | -        | 3,427.16  | 9.70     | -        | -         | -       | - | 783.62    |  |  |  |  |  |  |
| 40       | 11/18/2019       | 12/1/2019             | 12/6/2019             | 12/1/2019    | 1,302.82                   | 199,393.04   | -        | -         | 9.70     | 586.05   | -         | -       | - | 783.64    |  |  |  |  |  |  |
| 41       | 12/2/2019        | 12/15/2019            | 12/20/2019            | 12/15/2019   | 1,302.46                   | 197,359.36   | -        | 3,470.20  | 9.93     | -        | -         | -       | - | 783.62    |  |  |  |  |  |  |
| 42       | 12/16/2019       | 1/1/2020              | 1/3/2020              | 1/1/2020     | 3,824.94                   | 215,911.52   | 1,296.01 | -         | 9.70     | 627.90   | -         | -       | - | 784.99    |  |  |  |  |  |  |
| 43       | 12/30/2019       | 1/12/2020             | 1/17/2020             | 1/12/2020    | 3,038.27                   | 217,503.00   | -        | 3,237.19  | 9.93     | -        | -         | -       | - | 784.99    |  |  |  |  |  |  |
| 44       | 1/13/2020        | 1/26/2020             | 1/31/2020             | 1/26/2020    | 3,145.45                   | 216,342.14   | -        | -         | -        | -        | -         | -       | - | -         |  |  |  |  |  |  |
| 45       | 1/27/2020        | 2/9/2020              | 2/14/2020             | 2/9/2020     | 2,907.13                   | 216,221.66   | -        | -         | 10.16    | 605.40   | -         | -       | - | 784.99    |  |  |  |  |  |  |
| 46       | 2/10/2020        | 2/23/2020             | 2/28/2020             | 2/23/2020    | 2,804.91                   | 216,843.05   | -        | 3,186.85  | 10.16    | -        | -         | -       | - | 784.99    |  |  |  |  |  |  |
| 47       | 2/24/2020        | 3/8/2020              | 3/13/2020             | 3/8/2020     | 3,618.45                   | 217,202.19   | -        | -         | 9.93     | 605.85   | -         | -       | - | 884.99    |  |  |  |  |  |  |
| 48       | 3/9/2020         | 3/22/2020             | 3/27/2020             | 3/22/2020    | 2,115.60                   | 216,976.08   | -        | 3,097.35  | 9.93     | -        | -         | -       | - | 884.99    |  |  |  |  |  |  |
| 49       | 3/23/2020        | 4/5/2020              | 4/9/2020              | 4/5/2020     | 2,890.69                   | 217,679.65   | 535.31   | -         | 9.93     | 602.85   | -         | -       | - | 884.99    |  |  |  |  |  |  |
| 50       | 4/6/2020         | 4/19/2020             | 4/24/2020             | 4/19/2020    | 2,914.17                   | 221,791.07   | -        | 2,413.91  | 9.70     | -        | -         | -       | - | 884.99    |  |  |  |  |  |  |
| 51       | 4/20/2020        | 5/3/2020              | 5/8/2020              | 5/3/2020     | 3,244.59                   | 222,227.07   | -        | -         | 9.70     | 602.85   | -         | -       | - | 885.02    |  |  |  |  |  |  |
| 52       | 5/4/2020         | 5/17/2020             | 5/22/2020             | 5/17/2020    | 3,238.65                   | 222,735.27   | 802.65   | 2,265.91  | 9.70     | -        | -         | -       | - | 884.99    |  |  |  |  |  |  |
| 53       | 5/18/2020        | 5/31/2020             | 6/5/2020              | 5/31/2020    | 3,266.77                   | 221,257.87   | -        | -         | 9.55     | 602.85   | -         | -       | - | 885.02    |  |  |  |  |  |  |
| 54       | 6/1/2020         | 6/14/2020             | 6/19/2020             | 6/14/2020    | 3,236.50                   | 220,356.52   | 1,136.34 | 2,297.99  | 9.55     | -        | -         | -       | - | 884.99    |  |  |  |  |  |  |
| 55       | 6/15/2020        | 6/28/2020             | 7/2/2020              | 6/28/2020    | 2,626.68                   | 219,575.00   | -        | -         | 9.55     | 602.85   | -         | -       | - | 885.02    |  |  |  |  |  |  |
| 56       |                  |                       |                       |              |                            |              |          |           |          |          |           |         |   |           |  |  |  |  |  |  |
| 57       |                  | Totals                |                       |              | 62,756.50                  | 5,519,311.84 | 4,999.54 | 39,892.13 | 234.81   | 7,239.00 | -         | -       | - | 18,124.87 |  |  |  |  |  |  |
| 58       |                  |                       |                       |              |                            |              |          |           |          |          |           |         |   |           |  |  |  |  |  |  |
| 59       |                  | Total Regular Payroll |                       |              | 129,528.10                 | 7,215,016.43 | 4,999.54 | 53,199.04 | 721.32   | 7,239.00 | 95,304.66 |         |   | 28,041.57 |  |  |  |  |  |  |

Southwestern Public Service Company  
Regular Payroll Details - Employee Deductions  
Payrolls in 12 Months Ended June 30, 2020  
Employee Deduction Summary

| Line No. | Period Beginning | Period Ending         | Employee Payment Date | Pay End Date | DENTAL \$  | DEPLIF \$ | DISAFT \$ | DISPRE \$ | DPLIFE \$ | DPSUR \$ | EILOAN \$    | EXPRKP \$ |
|----------|------------------|-----------------------|-----------------------|--------------|------------|-----------|-----------|-----------|-----------|----------|--------------|-----------|
| 29       | Bi-weekly        |                       |                       |              |            |           |           |           |           |          |              |           |
| 30       | 7/1/2019         | 7/14/2019             | 7/19/2019             | 7/14/2019    | 7,240.43   | 50.07     | 644.10    | 826.50    | 1.13      | 100.00   | 47,520.63    | -         |
| 31       | 7/15/2019        | 7/28/2019             | 8/2/2019              | 7/28/2019    | 7,189.26   | 48.94     | 641.25    | 820.80    | 1.13      | 100.00   | 47,743.71    | -         |
| 32       | 7/29/2019        | 8/11/2019             | 8/16/2019             | 8/11/2019    | 7,222.06   | 48.56     | 641.25    | 829.35    | 1.13      | 100.00   | 48,910.85    | -         |
| 33       | 8/12/2019        | 8/25/2019             | 8/30/2019             | 8/25/2019    | 120.37     | -         | -         | -         | -         | -        | -            | -         |
| 34       | 8/26/2019        | 9/8/2019              | 9/13/2019             | 9/8/2019     | 7,255.33   | 48.56     | 632.70    | 826.50    | 1.13      | 100.00   | 48,128.24    | -         |
| 35       | 9/9/2019         | 9/22/2019             | 9/27/2019             | 9/22/2019    | 7,178.56   | 48.56     | 629.85    | 823.65    | 1.13      | 100.00   | 47,808.77    | -         |
| 36       | 9/23/2019        | 10/6/2019             | 10/11/2019            | 10/6/2019    | 7,189.28   | 51.19     | 632.70    | 815.10    | 2.13      | 100.00   | 46,594.70    | -         |
| 37       | 10/7/2019        | 10/20/2019            | 10/25/2019            | 10/20/2019   | 7,205.19   | 50.06     | 627.00    | 815.10    | 2.13      | 100.00   | 46,446.19    | -         |
| 38       | 10/21/2019       | 11/3/2019             | 11/8/2019             | 11/3/2019    | 7,173.31   | 50.06     | 629.85    | 812.25    | 2.13      | 100.00   | 47,244.40    | -         |
| 39       | 11/4/2019        | 11/17/2019            | 11/22/2019            | 11/17/2019   | 7,206.07   | 50.06     | 629.85    | 809.40    | 2.13      | 100.00   | 47,705.65    | -         |
| 40       | 11/18/2019       | 12/1/2019             | 12/6/2019             | 12/1/2019    | 7,208.32   | 50.06     | 629.85    | 817.95    | 2.13      | 100.00   | 46,628.07    | -         |
| 41       | 12/2/2019        | 12/15/2019            | 12/20/2019            | 12/15/2019   | 7,233.17   | 50.81     | 627.00    | 817.95    | 2.13      | 100.00   | 46,629.98    | -         |
| 42       | 12/16/2019       | 1/1/2020              | 1/3/2020              | 1/1/2020     | 7,180.04   | 50.06     | 652.65    | 840.75    | 3.38      | 50.00    | 46,874.70    | -         |
| 43       | 12/30/2019       | 1/12/2020             | 1/17/2020             | 1/12/2020    | 7,170.49   | 51.19     | 652.65    | 843.60    | 3.38      | 50.00    | 46,312.39    | -         |
| 44       | 1/13/2020        | 1/26/2020             | 1/31/2020             | 1/26/2020    | -          | -         | -         | -         | -         | -        | -            | -         |
| 45       | 1/27/2020        | 2/9/2020              | 2/14/2020             | 2/9/2020     | 7,190.65   | 54.20     | 646.95    | 846.45    | 3.38      | 50.00    | 45,880.65    | -         |
| 46       | 2/10/2020        | 2/23/2020             | 2/28/2020             | 2/23/2020    | 7,243.70   | 54.20     | 646.95    | 846.45    | 3.38      | 50.00    | 45,946.52    | -         |
| 47       | 2/24/2020        | 3/8/2020              | 3/13/2020             | 3/8/2020     | 7,258.62   | 54.20     | 641.25    | 846.45    | 3.38      | 50.00    | 45,223.44    | -         |
| 48       | 3/9/2020         | 3/22/2020             | 3/27/2020             | 3/22/2020    | 7,288.08   | 54.20     | 641.25    | 846.45    | 3.38      | 50.00    | 45,099.69    | -         |
| 49       | 3/23/2020        | 4/5/2020              | 4/9/2020              | 4/5/2020     | 7,223.78   | 54.20     | 632.70    | 852.15    | 3.38      | 50.00    | 45,106.21    | -         |
| 50       | 4/6/2020         | 4/19/2020             | 4/24/2020             | 4/19/2020    | 7,231.95   | 53.07     | 632.70    | 852.15    | 3.38      | 50.00    | 44,790.17    | -         |
| 51       | 4/20/2020        | 5/3/2020              | 5/8/2020              | 5/3/2020     | 7,231.72   | 54.20     | 627.00    | 860.70    | 3.38      | 50.00    | 45,141.82    | -         |
| 52       | 5/4/2020         | 5/17/2020             | 5/22/2020             | 5/17/2020    | 7,242.51   | 54.20     | 627.00    | 860.70    | 3.38      | 50.00    | 45,611.57    | -         |
| 53       | 5/18/2020        | 5/31/2020             | 6/5/2020              | 5/31/2020    | 7,211.64   | 53.45     | 624.15    | 857.85    | 3.38      | 50.00    | 45,687.05    | -         |
| 54       | 6/1/2020         | 6/14/2020             | 6/19/2020             | 6/14/2020    | 7,198.16   | 53.45     | 624.15    | 863.55    | 3.38      | 50.00    | 45,649.09    | -         |
| 55       | 6/15/2020        | 6/28/2020             | 7/2/2020              | 6/28/2020    | 7,176.23   | 53.45     | 621.30    | 860.70    | 3.38      | 50.00    | 45,627.65    | -         |
| 56       |                  |                       |                       |              |            |           |           |           |           |          |              |           |
| 57       |                  | Totals                |                       |              | 173,268.92 | 1,241.00  | 15,236.10 | 20,092.50 | 62.37     | 1,750.00 | 1,114,312.14 | -         |
| 58       |                  |                       |                       |              |            |           |           |           |           |          |              |           |
| 59       |                  | Total Regular Payroll |                       |              | 234,036.31 | 3,662.92  | 15,238.95 | 20,101.05 | 783.45    | 2,650.00 | 1,285,350.58 | 3,637.44  |



Southwestern Public Service Company  
Regular Payroll Details - Employee Deductions  
Payrolls in 12 Months Ended June 30, 2020  
Employee Deduction Summary

| Line No. | Period Beginning | Period Ending         | Employee Payment Date | Pay End Date | GARNSH \$  | HCEA \$   | HSA1 \$    | MED \$       | MG1 \$   | MG2 \$   | MG3 \$ | PGOVA \$ |
|----------|------------------|-----------------------|-----------------------|--------------|------------|-----------|------------|--------------|----------|----------|--------|----------|
| 29       | Bi-weekly        |                       |                       |              |            |           |            |              |          |          |        |          |
| 30       | 7/1/2019         | 7/14/2019             | 7/19/2019             | 7/14/2019    | 24,800.09  | 790.78    | 9,866.81   | 93,573.75    | -        | 42.00    | -      | -        |
| 31       | 7/15/2019        | 7/28/2019             | 8/2/2019              | 7/28/2019    | 24,282.76  | 790.87    | 9,589.58   | 92,914.53    | -        | 42.00    | -      | -        |
| 32       | 7/29/2019        | 8/11/2019             | 8/16/2019             | 8/11/2019    | 23,446.37  | 790.78    | 9,644.86   | 93,328.37    | -        | 37.00    | -      | -        |
| 33       | 8/12/2019        | 8/25/2019             | 8/30/2019             | 8/25/2019    | 23,510.07  | -         | -          | 831.41       | -        | -        | -      | -        |
| 34       | 8/26/2019        | 9/8/2019              | 9/13/2019             | 9/8/2019     | 22,479.09  | 790.87    | 9,528.47   | 93,853.60    | -        | 42.00    | -      | -        |
| 35       | 9/9/2019         | 9/22/2019             | 9/27/2019             | 9/22/2019    | 22,844.27  | 790.78    | 9,454.35   | 93,621.05    | -        | 62.00    | -      | -        |
| 36       | 9/23/2019        | 10/6/2019             | 10/11/2019            | 10/6/2019    | 23,232.99  | 790.87    | 9,372.72   | 93,484.83    | 100.00   | 136.00   | 200.00 | -        |
| 37       | 10/7/2019        | 10/20/2019            | 10/25/2019            | 10/20/2019   | 23,661.22  | 815.78    | 9,437.42   | 93,739.66    | -        | 161.00   | -      | -        |
| 38       | 10/21/2019       | 11/3/2019             | 11/8/2019             | 11/3/2019    | 23,917.43  | 815.87    | 9,289.12   | 93,641.35    | -        | 161.00   | -      | -        |
| 39       | 11/4/2019        | 11/17/2019            | 11/22/2019            | 11/17/2019   | 24,010.50  | 815.78    | 9,486.96   | 94,017.71    | -        | 161.00   | -      | -        |
| 40       | 11/18/2019       | 12/1/2019             | 12/6/2019             | 12/1/2019    | 24,752.90  | 657.51    | 9,685.40   | 94,053.29    | -        | 161.00   | -      | -        |
| 41       | 12/2/2019        | 12/15/2019            | 12/20/2019            | 12/15/2019   | 24,733.10  | 374.14    | 9,288.82   | 94,131.78    | -        | 161.00   | -      | -        |
| 42       | 12/16/2019       | 1/1/2020              | 1/3/2020              | 1/1/2020     | 26,914.15  | 948.33    | 9,913.39   | 98,010.93    | -        | 161.00   | -      | -        |
| 43       | 12/30/2019       | 1/12/2020             | 1/17/2020             | 1/12/2020    | 26,797.67  | 948.33    | 10,077.56  | 98,125.91    | -        | 161.00   | -      | -        |
| 44       | 1/13/2020        | 1/26/2020             | 1/31/2020             | 1/26/2020    | 26,683.42  | -         | -          | 100.00       | -        | -        | -      | -        |
| 45       | 1/27/2020        | 2/9/2020              | 2/14/2020             | 2/9/2020     | 26,525.51  | 948.33    | 9,668.40   | 97,963.90    | -        | 161.00   | -      | -        |
| 46       | 2/10/2020        | 2/23/2020             | 2/28/2020             | 2/23/2020    | 26,614.60  | 1,050.00  | 9,668.40   | 98,596.28    | 50.00    | 161.00   | -      | -        |
| 47       | 2/24/2020        | 3/8/2020              | 3/13/2020             | 3/8/2020     | 26,790.38  | 1,055.92  | 9,668.41   | 98,820.07    | 200.00   | 141.00   | -      | -        |
| 48       | 3/9/2020         | 3/22/2020             | 3/27/2020             | 3/22/2020    | 27,563.57  | 1,049.69  | 9,668.40   | 99,186.57    | 750.00   | 141.00   | 200.00 | -        |
| 49       | 3/23/2020        | 4/5/2020              | 4/9/2020              | 4/5/2020     | 27,372.60  | 1,049.69  | 9,443.41   | 98,383.65    | -        | 141.00   | -      | -        |
| 50       | 4/6/2020         | 4/19/2020             | 4/24/2020             | 4/19/2020    | 26,671.32  | 1,049.69  | 9,295.48   | 98,634.15    | -        | 141.00   | -      | -        |
| 51       | 4/20/2020        | 5/3/2020              | 5/8/2020              | 5/3/2020     | 26,609.50  | 1,049.72  | 9,295.60   | 98,660.09    | 150.00   | 141.00   | -      | -        |
| 52       | 5/4/2020         | 5/17/2020             | 5/22/2020             | 5/17/2020    | 26,268.95  | 1,049.67  | 9,295.38   | 98,820.82    | -        | 141.00   | -      | -        |
| 53       | 5/18/2020        | 5/31/2020             | 6/5/2020              | 5/31/2020    | 25,975.22  | 1,049.72  | 9,321.56   | 98,538.23    | -        | 141.00   | -      | -        |
| 54       | 6/1/2020         | 6/14/2020             | 6/19/2020             | 6/14/2020    | 25,652.14  | 1,049.66  | 9,193.38   | 98,431.64    | -        | 141.00   | -      | -        |
| 55       | 6/15/2020        | 6/28/2020             | 7/2/2020              | 6/28/2020    | 25,190.60  | 1,049.72  | 9,189.43   | 98,137.71    | -        | 141.00   | -      | -        |
| 56       |                  |                       |                       |              |            |           |            |              |          |          |        |          |
| 57       |                  | Totals                |                       |              | 657,300.42 | 21,572.50 | 228,343.31 | 2,311,601.28 | 1,250.00 | 3,079.00 | 400.00 | -        |
| 58       |                  |                       |                       |              |            |           |            |              |          |          |        |          |
| 59       |                  | Total Regular Payroll |                       |              | 744,090.04 | 26,985.81 | 900,022.46 | 2,567,800.78 | 1,900.00 | 5,233.49 | 400.00 | 8,030.59 |

Southwestern Public Service Company  
Regular Payroll Details - Employee Deductions  
Payrolls in 12 Months Ended June 30, 2020  
Employee Deduction Summary

| Line No. | Period Beginning | Period Ending         | Employee Payment Date | Pay End Date | PIPAC     | REISSU     | ROTH       | ROTHCU    | RSLOAN     | SCOPE    | SLIFE      | SPADD    |
|----------|------------------|-----------------------|-----------------------|--------------|-----------|------------|------------|-----------|------------|----------|------------|----------|
|          |                  |                       |                       |              | \$        | \$         | \$         | \$        | \$         | \$       | \$         | \$       |
| 29       | Bi-weekly        |                       |                       |              |           |            |            |           |            |          |            |          |
| 30       | 7/1/2019         | 7/14/2019             | 7/19/2019             | 7/14/2019    | -         | -          | 24,831.86  | 1,039.43  | 3,839.75   | -        | 2,861.92   | 79.15    |
| 31       | 7/15/2019        | 7/28/2019             | 8/2/2019              | 7/28/2019    | -         | -          | 24,843.53  | 1,036.92  | 3,988.35   | 26.00    | 2,843.30   | 77.65    |
| 32       | 7/29/2019        | 8/11/2019             | 8/16/2019             | 8/11/2019    | -         | -          | 24,518.01  | 1,027.72  | 4,012.60   | -        | 2,849.09   | 79.90    |
| 33       | 8/12/2019        | 8/25/2019             | 8/30/2019             | 8/25/2019    | -         | -          | 24,607.47  | 1,024.11  | -          | -        | -          | -        |
| 34       | 8/26/2019        | 9/8/2019              | 9/13/2019             | 9/8/2019     | -         | -          | 24,816.98  | 661.37    | 3,952.92   | 26.00    | 2,821.95   | 79.90    |
| 35       | 9/9/2019         | 9/22/2019             | 9/27/2019             | 9/22/2019    | -         | -          | 23,669.13  | 663.23    | 3,830.24   | -        | 2,929.05   | 81.40    |
| 36       | 9/23/2019        | 10/6/2019             | 10/11/2019            | 10/6/2019    | -         | -          | 22,954.37  | 663.54    | 4,020.51   | 26.00    | 2,725.69   | 78.40    |
| 37       | 10/7/2019        | 10/20/2019            | 10/25/2019            | 10/20/2019   | -         | (100.00)   | 22,942.59  | 597.33    | 4,016.95   | -        | 2,724.77   | 78.40    |
| 38       | 10/21/2019       | 11/3/2019             | 11/8/2019             | 11/3/2019    | -         | -          | 22,558.50  | 482.36    | 3,645.39   | 26.00    | 2,641.36   | 76.90    |
| 39       | 11/4/2019        | 11/17/2019            | 11/22/2019            | 11/17/2019   | -         | -          | 22,299.01  | 653.79    | 4,032.11   | -        | 2,730.50   | 78.40    |
| 40       | 11/18/2019       | 12/1/2019             | 12/6/2019             | 12/1/2019    | -         | -          | 21,593.49  | 733.90    | 4,095.85   | 26.00    | 2,730.50   | 78.40    |
| 41       | 12/2/2019        | 12/15/2019            | 12/20/2019            | 12/15/2019   | -         | -          | 21,099.80  | 723.25    | 4,194.97   | -        | 2,730.50   | 79.90    |
| 42       | 12/16/2019       | 1/1/2020              | 1/3/2020              | 1/1/2020     | -         | -          | 28,296.27  | 1,986.08  | 4,194.97   | 26.00    | 2,999.42   | 82.90    |
| 43       | 12/30/2019       | 1/12/2020             | 1/17/2020             | 1/12/2020    | -         | (1,798.62) | 27,783.91  | 1,804.30  | 4,194.97   | -        | 2,996.28   | 82.90    |
| 44       | 1/13/2020        | 1/26/2020             | 1/31/2020             | 1/26/2020    | -         | -          | 27,922.56  | 1,851.98  | -          | -        | -          | -        |
| 45       | 1/27/2020        | 2/9/2020              | 2/14/2020             | 2/9/2020     | -         | (110.00)   | 27,802.54  | 1,836.04  | 4,009.82   | 26.00    | 2,804.41   | 81.40    |
| 46       | 2/10/2020        | 2/23/2020             | 2/28/2020             | 2/23/2020    | -         | 923.64     | 27,938.77  | 1,871.70  | 3,824.67   | -        | 2,804.41   | 81.40    |
| 47       | 2/24/2020        | 3/8/2020              | 3/13/2020             | 3/8/2020     | -         | 974.98     | 28,350.53  | 2,173.79  | 3,824.67   | 26.00    | 2,799.85   | 81.40    |
| 48       | 3/9/2020         | 3/22/2020             | 3/27/2020             | 3/22/2020    | -         | -          | 28,893.30  | 1,900.06  | 3,618.73   | -        | 2,875.22   | 81.40    |
| 49       | 3/23/2020        | 4/5/2020              | 4/9/2020              | 4/5/2020     | -         | -          | 27,536.94  | 988.24    | 3,476.04   | 26.00    | 2,879.01   | 81.40    |
| 50       | 4/6/2020         | 4/19/2020             | 4/24/2020             | 4/19/2020    | -         | -          | 28,013.72  | 1,014.38  | 3,476.04   | -        | 2,869.07   | 79.90    |
| 51       | 4/20/2020        | 5/3/2020              | 5/8/2020              | 5/3/2020     | -         | -          | 28,301.68  | 997.10    | 3,382.90   | 26.00    | 2,869.07   | 79.90    |
| 52       | 5/4/2020         | 5/17/2020             | 5/22/2020             | 5/17/2020    | -         | -          | 28,421.58  | 989.58    | 3,316.12   | -        | 2,869.07   | 79.90    |
| 53       | 5/18/2020        | 5/31/2020             | 6/5/2020              | 5/31/2020    | -         | -          | 28,946.56  | 986.77    | 3,275.19   | 26.00    | 2,869.07   | 79.52    |
| 54       | 6/1/2020         | 6/14/2020             | 6/19/2020             | 6/14/2020    | -         | -          | 28,125.49  | 1,195.31  | 3,230.89   | -        | 2,869.07   | 79.52    |
| 55       | 6/15/2020        | 6/28/2020             | 7/2/2020              | 6/28/2020    | -         | -          | 28,040.93  | 1,187.20  | 3,143.86   | 26.00    | 2,869.07   | 79.52    |
| 56       |                  |                       |                       |              |           |            |            |           |            |          |            |          |
| 57       |                  | Totals                |                       |              | -         | (110.00)   | 675,109.52 | 30,089.48 | 90,598.51  | 312.00   | 67,961.65  | 1,919.46 |
| 58       |                  |                       |                       |              |           |            |            |           |            |          |            |          |
| 59       |                  | Total Regular Payroll |                       |              | 11,145.54 | (4,555.81) | 991,948.48 | 40,268.96 | 290,498.90 | 4,634.00 | 237,243.69 | 6,061.47 |

Southwestern Public Service Company  
Regular Payroll Details - Employee Deductions  
Payrolls in 12 Months Ended June 30, 2020  
Employee Deduction Summary

| Line No. | Period Beginning | Period Ending         | Employee Payment Date | Pay End Date | SPLIFE \$ | SPSADD \$ | SPSUR \$  | SUPADB \$ | SUPLIF \$  | TOBSUA \$ | TOBSUP \$ |
|----------|------------------|-----------------------|-----------------------|--------------|-----------|-----------|-----------|-----------|------------|-----------|-----------|
| 29       | Bi-weekly        |                       |                       |              |           |           |           |           |            |           |           |
| 30       | 7/1/2019         | 7/14/2019             | 7/19/2019             | 7/14/2019    | 866.19    | 58.37     | 700.00    | 312.95    | -          | -         | 575.00    |
| 31       | 7/15/2019        | 7/28/2019             | 8/2/2019              | 7/28/2019    | 856.19    | 7,531.35  | 650.00    | 310.15    | 21,831.74  | -         | 575.00    |
| 32       | 7/29/2019        | 8/11/2019             | 8/16/2019             | 8/11/2019    | 859.69    | 58.37     | 650.00    | 310.88    | -          | -         | 575.00    |
| 33       | 8/12/2019        | 8/25/2019             | 8/30/2019             | 8/25/2019    | -         | 58.37     | -         | -         | -          | -         | -         |
| 34       | 8/26/2019        | 9/8/2019              | 9/13/2019             | 9/8/2019     | 845.81    | 7,437.15  | 650.00    | 308.18    | 21,450.04  | -         | 575.00    |
| 35       | 9/9/2019         | 9/22/2019             | 9/27/2019             | 9/22/2019    | 857.31    | -         | 650.00    | 314.13    | -          | -         | 575.00    |
| 36       | 9/23/2019        | 10/6/2019             | 10/11/2019            | 10/6/2019    | 834.31    | 7,345.43  | 650.00    | 309.53    | 21,152.03  | -         | 575.00    |
| 37       | 10/7/2019        | 10/20/2019            | 10/25/2019            | 10/20/2019   | 828.81    | -         | 600.00    | 314.06    | -          | -         | 625.00    |
| 38       | 10/21/2019       | 11/3/2019             | 11/8/2019             | 11/3/2019    | 817.81    | 7,326.93  | 600.00    | 306.13    | 21,233.53  | -         | 625.00    |
| 39       | 11/4/2019        | 11/17/2019            | 11/22/2019            | 11/17/2019   | 828.81    | -         | 600.00    | 311.94    | -          | -         | 625.00    |
| 40       | 11/18/2019       | 12/1/2019             | 12/6/2019             | 12/1/2019    | 828.81    | 7,321.73  | 600.00    | 311.94    | 21,298.73  | -         | 625.00    |
| 41       | 12/2/2019        | 12/15/2019            | 12/20/2019            | 12/15/2019   | 828.81    | -         | 600.00    | 316.31    | -          | -         | 625.00    |
| 42       | 12/16/2019       | 1/1/2020              | 1/3/2020              | 1/1/2020     | 894.28    | 7,665.05  | 800.00    | 324.12    | 24,397.05  | -         | 600.00    |
| 43       | 12/30/2019       | 1/12/2020             | 1/17/2020             | 1/12/2020    | 895.16    | -         | 700.00    | 329.39    | -          | -         | 550.00    |
| 44       | 1/13/2020        | 1/26/2020             | 1/31/2020             | 1/26/2020    | -         | -         | -         | -         | -          | -         | -         |
| 45       | 1/27/2020        | 2/9/2020              | 2/14/2020             | 2/9/2020     | 864.16    | 7,577.05  | 650.00    | 324.66    | 24,216.64  | -         | 600.00    |
| 46       | 2/10/2020        | 2/23/2020             | 2/28/2020             | 2/23/2020    | 864.16    | -         | 650.00    | 324.66    | -          | -         | 600.00    |
| 47       | 2/24/2020        | 3/8/2020              | 3/13/2020             | 3/8/2020     | 864.16    | 7,593.25  | 600.00    | 321.45    | 23,521.85  | -         | 600.00    |
| 48       | 3/9/2020         | 3/22/2020             | 3/27/2020             | 3/22/2020    | 864.16    | -         | 600.00    | 330.26    | -          | -         | 600.00    |
| 49       | 3/23/2020        | 4/5/2020              | 4/9/2020              | 4/5/2020     | 864.16    | 7,506.25  | 600.00    | 332.14    | 22,927.15  | -         | 575.00    |
| 50       | 4/6/2020         | 4/19/2020             | 4/24/2020             | 4/19/2020    | 859.66    | -         | 600.00    | 326.35    | -          | -         | 575.00    |
| 51       | 4/20/2020        | 5/3/2020              | 5/8/2020              | 5/3/2020     | 859.66    | 7,498.25  | 550.00    | 326.35    | 22,927.15  | -         | 575.00    |
| 52       | 5/4/2020         | 5/17/2020             | 5/22/2020             | 5/17/2020    | 859.66    | -         | 550.00    | 326.35    | -          | -         | 575.00    |
| 53       | 5/18/2020        | 5/31/2020             | 6/5/2020              | 5/31/2020    | 858.66    | 7,475.95  | 550.00    | 326.02    | 22,576.86  | -         | 575.00    |
| 54       | 6/1/2020         | 6/14/2020             | 6/19/2020             | 6/14/2020    | 858.66    | -         | 550.00    | 326.02    | -          | -         | 600.00    |
| 55       | 6/15/2020        | 6/28/2020             | 7/2/2020              | 6/28/2020    | 858.66    | 7,418.95  | 550.00    | 323.77    | 21,376.41  | -         | 600.00    |
| 56       |                  |                       |                       |              |           |           |           |           |            |           |           |
| 57       |                  | Totals                |                       |              | 20,517.75 | 89,872.45 | 14,900.00 | 7,667.74  | 268,909.18 | -         | 14,200.00 |
| 58       |                  |                       |                       |              |           |           |           |           |            |           |           |
| 59       |                  | Total Regular Payroll |                       |              | 53,225.00 | 89,887.45 | 65,475.00 | 34,703.08 | 268,909.18 | 600.00    | 38,800.00 |

Southwestern Public Service Company  
Regular Payroll Details - Employee Deductions  
Payrolls in 12 Months Ended June 30, 2020  
Employee Deduction Summary

| Line No. | Period Beginning | Period Ending         | Employee Payment Date | Pay End Date | UN0602 \$  | UW1 \$   | UW2 \$     | VISION \$ | Total \$      | Total per Payroll \$ | Diff \$ |
|----------|------------------|-----------------------|-----------------------|--------------|------------|----------|------------|-----------|---------------|----------------------|---------|
| 29       | Bi-weekly        |                       |                       |              |            |          |            |           |               |                      |         |
| 30       | 7/1/2019         | 7/14/2019             | 7/19/2019             | 7/14/2019    | -          | -        | 4,393.51   | 2,274.33  | 447,068.52    | 447,068.52           | -       |
| 31       | 7/15/2019        | 7/28/2019             | 8/2/2019              | 7/28/2019    | 60,869.83  | -        | 4,393.51   | 2,257.03  | 528,861.49    | 528,861.49           | -       |
| 32       | 7/29/2019        | 8/11/2019             | 8/16/2019             | 8/11/2019    | -          | -        | 4,381.01   | 2,272.90  | 442,315.74    | 442,315.74           | -       |
| 33       | 8/12/2019        | 8/25/2019             | 8/30/2019             | 8/25/2019    | -          | -        | -          | 73.49     | 260,274.87    | 260,274.87           | -       |
| 34       | 8/26/2019        | 9/8/2019              | 9/13/2019             | 9/8/2019     | 59,679.55  | -        | 4,283.00   | 2,260.12  | 523,327.86    | 523,327.86           | -       |
| 35       | 9/9/2019         | 9/22/2019             | 9/27/2019             | 9/22/2019    | -          | -        | 4,251.74   | 2,202.55  | 433,611.65    | 433,611.65           | -       |
| 36       | 9/23/2019        | 10/6/2019             | 10/11/2019            | 10/6/2019    | 59,283.79  | -        | 4,262.43   | 2,208.63  | 519,041.28    | 519,041.28           | -       |
| 37       | 10/7/2019        | 10/20/2019            | 10/25/2019            | 10/20/2019   | -          | -        | 4,262.43   | 2,211.75  | 429,714.41    | 429,714.41           | -       |
| 38       | 10/21/2019       | 11/3/2019             | 11/8/2019             | 11/3/2019    | 60,636.52  | -        | 4,257.43   | 2,198.40  | 513,873.45    | 513,873.45           | -       |
| 39       | 11/4/2019        | 11/17/2019            | 11/22/2019            | 11/17/2019   | -          | -        | 4,262.43   | 2,216.97  | 432,365.69    | 432,365.69           | -       |
| 40       | 11/18/2019       | 12/1/2019             | 12/6/2019             | 12/1/2019    | 61,159.50  | -        | 4,262.43   | 2,215.73  | 514,703.74    | 514,703.74           | -       |
| 41       | 12/2/2019        | 12/15/2019            | 12/20/2019            | 12/15/2019   | -          | -        | 4,262.43   | 2,235.36  | 424,771.78    | 424,771.78           | -       |
| 42       | 12/16/2019       | 1/1/2020              | 1/3/2020              | 1/1/2020     | 62,117.99  | 3,410.00 | 4,973.59   | 2,243.58  | 559,065.74    | 559,065.74           | -       |
| 43       | 12/30/2019       | 1/12/2020             | 1/17/2020             | 1/12/2020    | -          | -        | 4,973.59   | 2,231.71  | 462,309.76    | 462,309.76           | -       |
| 44       | 1/13/2020        | 1/26/2020             | 1/31/2020             | 1/26/2020    | -          | -        | -          | -         | 274,246.93    | 274,246.93           | -       |
| 45       | 1/27/2020        | 2/9/2020              | 2/14/2020             | 2/9/2020     | 62,148.09  | -        | 4,926.92   | 2,241.88  | 550,468.37    | 550,468.37           | -       |
| 46       | 2/10/2020        | 2/23/2020             | 2/28/2020             | 2/23/2020    | -          | -        | 4,926.92   | 2,254.87  | 461,626.64    | 461,626.64           | -       |
| 47       | 2/24/2020        | 3/8/2020              | 3/13/2020             | 3/8/2020     | 63,249.39  | -        | 4,868.14   | 2,262.29  | 555,186.28    | 555,186.28           | -       |
| 48       | 3/9/2020         | 3/22/2020             | 3/27/2020             | 3/22/2020    | -          | -        | 4,868.14   | 2,269.09  | 462,526.59    | 462,526.59           | -       |
| 49       | 3/23/2020        | 4/5/2020              | 4/9/2020              | 4/5/2020     | 63,257.39  | -        | 4,851.47   | 2,249.13  | 551,066.51    | 551,066.51           | -       |
| 50       | 4/6/2020         | 4/19/2020             | 4/24/2020             | 4/19/2020    | -          | -        | 4,839.63   | 2,243.11  | 462,315.76    | 462,315.76           | -       |
| 51       | 4/20/2020        | 5/3/2020              | 5/8/2020              | 5/3/2020     | 63,359.12  | -        | 4,816.84   | 2,241.41  | 555,654.39    | 555,654.39           | -       |
| 52       | 5/4/2020         | 5/17/2020             | 5/22/2020             | 5/17/2020    | -          | -        | 4,816.84   | 2,244.04  | 465,010.49    | 465,010.49           | -       |
| 53       | 5/18/2020        | 5/31/2020             | 6/5/2020              | 5/31/2020    | 63,514.78  | -        | 4,816.84   | 2,231.99  | 554,644.52    | 554,644.52           | -       |
| 54       | 6/1/2020         | 6/14/2020             | 6/19/2020             | 6/14/2020    | -          | -        | 4,816.84   | 2,229.81  | 461,713.10    | 461,713.10           | -       |
| 55       | 6/15/2020        | 6/28/2020             | 7/2/2020              | 6/28/2020    | 64,114.76  | -        | 4,796.35   | 2,222.24  | 549,407.99    | 549,407.99           | -       |
| 56       |                  |                       |                       |              |            |          |            |           |               |                      |         |
| 57       |                  | Totals                |                       |              | 743,390.71 | 3,410.00 | 110,564.46 | 53,792.41 | 12,395,173.55 | 12,395,173.55        | -       |
| 58       |                  |                       |                       |              |            |          |            |           |               |                      |         |
| 59       |                  | Total Regular Payroll |                       |              | 743,476.90 | 4,195.00 | 206,708.89 | 90,750.17 | 16,527,949.43 | 16,527,949.43        | -       |

Southwestern Public Service Company  
Employee Tax Deduction Summary  
12 Months Ended June 30, 2020  
Employee Tax Deduction Summary

| Line No. | Period Beginning | Period Ending | Employee Payment Dt | \$        | Add'l Med  | MEDVEE       | OSADVEE      | \$         | Withholding | CO       | CO     | Y | Withholding | MI       | MN       | Withholding | NM       | NM     | Y | Withholding | NM     | NM | Y        | Withholding | NM | NM       | Y      | Withholding | OK       |        |
|----------|------------------|---------------|---------------------|-----------|------------|--------------|--------------|------------|-------------|----------|--------|---|-------------|----------|----------|-------------|----------|--------|---|-------------|--------|----|----------|-------------|----|----------|--------|-------------|----------|--------|
|          |                  |               |                     |           |            |              |              |            |             |          |        |   |             |          |          |             |          |        |   |             |        |    |          |             |    |          |        |             |          |        |
| 1        | 7/1/2019         | 7/15/2019     | 7/15/2019           | 508.48    | 13,847.06  | 54,494.38    | 106,498.36   | 18.00      | 144.13      | 32.64    | 328.00 | - | 5,199.10    | 144.13   | 328.00   | 328.00      | 5,199.10 | 328.00 | - | 5,199.10    | 328.00 | -  | 5,199.10 | 328.00      | -  | 5,199.10 | 328.00 | -           | 5,199.10 | 328.00 |
| 2        | 7/16/2019        | 7/31/2019     | 7/31/2019           | 602.28    | 14,124.33  | 55,707.05    | 108,644.98   | 19.00      | 144.13      | 36.16    | 699.97 | - | 6,041.68    | 144.13   | 36.16    | 699.97      | 6,041.68 | 36.16  | - | 6,041.68    | 36.16  | -  | 6,041.68 | 36.16       | -  | 6,041.68 | 36.16  | -           | 6,041.68 | 36.16  |
| 3        | 8/1/2019         | 8/15/2019     | 8/15/2019           | 617.11    | 13,777.46  | 54,223.35    | 108,054.28   | 19.00      | 144.13      | 35.33    | 205.50 | - | 5,160.98    | 144.13   | 35.33    | 205.50      | 5,160.98 | 35.33  | - | 5,160.98    | 35.33  | -  | 5,160.98 | 35.33       | -  | 5,160.98 | 35.33  | -           | 5,160.98 | 35.33  |
| 4        | 8/16/2019        | 8/31/2019     | 8/30/2019           | 617.11    | 13,829.15  | 54,343.60    | 109,700.96   | 33.00      | 144.13      | 56.03    | 196.20 | - | 5,185.88    | 144.13   | 56.03    | 196.20      | 5,185.88 | 56.03  | - | 5,185.88    | 56.03  | -  | 5,185.88 | 56.03       | -  | 5,185.88 | 56.03  | -           | 5,185.88 | 56.03  |
| 5        | 9/1/2019         | 9/15/2019     | 9/13/2019           | 647.33    | 13,558.76  | 52,864.61    | 105,988.43   | 34.00      | 144.13      | 56.03    | 196.20 | - | 5,174.87    | 144.13   | 56.03    | 196.20      | 5,174.87 | 56.03  | - | 5,174.87    | 56.03  | -  | 5,174.87 | 56.03       | -  | 5,174.87 | 56.03  | -           | 5,174.87 | 56.03  |
| 6        | 9/16/2019        | 9/30/2019     | 9/30/2019           | 680.37    | 13,509.28  | 52,567.06    | 103,915.75   | (1,021.00) | 144.13      | (887.22) | 251.61 | - | 5,101.93    | 144.13   | (887.22) | 251.61      | 5,101.93 | 36.00  | - | 5,101.93    | 36.00  | -  | 5,101.93 | 36.00       | -  | 5,101.93 | 36.00  | -           | 5,101.93 | 36.00  |
| 7        | 10/1/2019        | 10/15/2019    | 10/15/2019          | 680.36    | 13,603.79  | 51,637.99    | 105,504.48   | (35.00)    | 144.13      | 56.03    | 429.41 | - | 5,073.09    | 144.13   | 56.03    | 429.41      | 5,073.09 | 36.00  | - | 5,073.09    | 36.00  | -  | 5,073.09 | 36.00       | -  | 5,073.09 | 36.00  | -           | 5,073.09 | 36.00  |
| 8        | 10/16/2019       | 10/31/2019    | 10/31/2019          | 680.36    | 13,723.46  | 51,419.53    | 106,553.11   | 34.00      | 144.13      | 57.16    | 529.79 | - | 5,128.24    | 144.13   | 57.16    | 529.79      | 5,128.24 | 36.00  | - | 5,128.24    | 36.00  | -  | 5,128.24 | 36.00       | -  | 5,128.24 | 36.00  | -           | 5,128.24 | 36.00  |
| 9        | 11/1/2019        | 11/15/2019    | 11/15/2019          | 763.48    | 14,652.34  | 53,722.85    | 114,692.79   | 37.00      | 144.13      | 57.16    | 719.50 | - | 5,291.69    | 144.13   | 57.16    | 719.50      | 5,291.69 | 36.00  | - | 5,291.69    | 36.00  | -  | 5,291.69 | 36.00       | -  | 5,291.69 | 36.00  | -           | 5,291.69 | 36.00  |
| 10       | 11/16/2019       | 11/30/2019    | 11/29/2019          | 767.72    | 14,407.96  | 51,457.22    | 113,727.70   | 37.00      | 144.13      | 57.16    | 617.03 | - | 6,162.93    | 144.13   | 57.16    | 617.03      | 6,162.93 | 36.00  | - | 6,162.93    | 36.00  | -  | 6,162.93 | 36.00       | -  | 6,162.93 | 36.00  | -           | 6,162.93 | 36.00  |
| 11       | 12/1/2019        | 12/15/2019    | 12/13/2019          | 910.54    | 14,328.09  | 48,811.73    | 111,056.42   | 37.00      | 144.13      | 57.88    | 249.53 | - | 5,623.14    | 144.13   | 57.88    | 249.53      | 5,623.14 | 36.00  | - | 5,623.14    | 36.00  | -  | 5,623.14 | 36.00       | -  | 5,623.14 | 36.00  | -           | 5,623.14 | 36.00  |
| 12       | 12/16/2019       | 12/31/2019    | 12/31/2019          | 910.55    | 14,408.85  | 46,643.69    | 112,579.18   | (291.00)   | 144.13      | 183.97   | 249.53 | - | 5,701.26    | 144.13   | 183.97   | 249.53      | 5,701.26 | 36.00  | - | 5,701.26    | 36.00  | -  | 5,701.26 | 36.00       | -  | 5,701.26 | 36.00  | -           | 5,701.26 | 36.00  |
| 13       | 1/1/2020         | 1/15/2020     | 1/15/2020           | -         | 14,037.63  | 60,023.40    | 107,266.80   | -          | 143.96      | 33.43    | 115.05 | - | 5,756.52    | 143.96   | 33.43    | 115.05      | 5,756.52 | 36.00  | - | 5,756.52    | 36.00  | -  | 5,756.52 | 36.00       | -  | 5,756.52 | 36.00  | -           | 5,756.52 | 36.00  |
| 14       | 1/16/2020        | 1/31/2020     | 1/31/2020           | -         | 14,012.52  | 59,915.14    | 105,898.96   | -          | 143.34      | 32.99    | 115.05 | - | 5,858.17    | 143.34   | 32.99    | 115.05      | 5,858.17 | 36.00  | - | 5,858.17    | 36.00  | -  | 5,858.17 | 36.00       | -  | 5,858.17 | 36.00  | -           | 5,858.17 | 36.00  |
| 15       | 2/1/2020         | 2/15/2020     | 2/14/2020           | -         | 14,668.25  | 62,719.68    | 116,447.95   | -          | 143.34      | 32.99    | 133.83 | - | 5,831.88    | 143.34   | 32.99    | 133.83      | 5,831.88 | 36.00  | - | 5,831.88    | 36.00  | -  | 5,831.88 | 36.00       | -  | 5,831.88 | 36.00  | -           | 5,831.88 | 36.00  |
| 16       | 2/16/2020        | 2/29/2020     | 2/28/2020           | 110.07    | 13,853.09  | 57,096.96    | 104,180.52   | -          | 143.34      | 32.99    | 118.80 | - | 5,728.70    | 143.34   | 32.99    | 118.80      | 5,728.70 | 36.00  | - | 5,728.70    | 36.00  | -  | 5,728.70 | 36.00       | -  | 5,728.70 | 36.00  | -           | 5,728.70 | 36.00  |
| 17       | 3/1/2020         | 3/15/2020     | 3/13/2020           | 458.83    | 14,180.58  | 55,570.20    | 109,631.69   | 48.00      | 143.34      | 209.66   | 118.80 | - | 5,790.91    | 143.34   | 209.66   | 118.80      | 5,790.91 | 36.00  | - | 5,790.91    | 36.00  | -  | 5,790.91 | 36.00       | -  | 5,790.91 | 36.00  | -           | 5,790.91 | 36.00  |
| 18       | 3/16/2020        | 3/31/2020     | 3/31/2020           | 333.85    | 14,525.66  | 57,471.96    | 111,943.83   | -          | 146.93      | 29.36    | 120.81 | - | 6,065.04    | 146.93   | 29.36    | 120.81      | 6,065.04 | 36.00  | - | 6,065.04    | 36.00  | -  | 6,065.04 | 36.00       | -  | 6,065.04 | 36.00  | -           | 6,065.04 | 36.00  |
| 19       | 4/1/2020         | 4/15/2020     | 4/15/2020           | 316.12    | 14,257.00  | 56,227.76    | 109,217.79   | -          | 146.93      | 3.22     | 137.65 | - | 6,017.36    | 146.93   | 3.22     | 137.65      | 6,017.36 | 36.00  | - | 6,017.36    | 36.00  | -  | 6,017.36 | 36.00       | -  | 6,017.36 | 36.00  | -           | 6,017.36 | 36.00  |
| 20       | 4/16/2020        | 4/30/2020     | 4/30/2020           | 359.08    | 14,852.84  | 56,911.67    | 111,752.98   | -          | 146.93      | 8.00     | 119.42 | - | 6,289.47    | 146.93   | 8.00     | 119.42      | 6,289.47 | 36.00  | - | 6,289.47    | 36.00  | -  | 6,289.47 | 36.00       | -  | 6,289.47 | 36.00  | -           | 6,289.47 | 36.00  |
| 21       | 5/1/2020         | 5/15/2020     | 5/15/2020           | 497.04    | 14,820.50  | 58,006.57    | 117,421.68   | -          | 146.93      | 3.22     | 119.42 | - | 6,346.87    | 146.93   | 3.22     | 119.42      | 6,346.87 | 36.00  | - | 6,346.87    | 36.00  | -  | 6,346.87 | 36.00       | -  | 6,346.87 | 36.00  | -           | 6,346.87 | 36.00  |
| 22       | 5/16/2020        | 5/31/2020     | 5/29/2020           | 489.55    | 14,560.33  | 57,390.56    | 113,166.96   | -          | 146.93      | 3.22     | 119.42 | - | 6,356.43    | 146.93   | 3.22     | 119.42      | 6,356.43 | 36.00  | - | 6,356.43    | 36.00  | -  | 6,356.43 | 36.00       | -  | 6,356.43 | 36.00  | -           | 6,356.43 | 36.00  |
| 23       | 6/1/2020         | 6/15/2020     | 6/15/2020           | 548.80    | 14,567.25  | 57,419.41    | 112,282.20   | (48.00)    | 145.20      | (947.19) | 241.62 | - | 6,709.12    | 145.20   | (947.19) | 241.62      | 6,709.12 | 36.00  | - | 6,709.12    | 36.00  | -  | 6,709.12 | 36.00       | -  | 6,709.12 | 36.00  | -           | 6,709.12 | 36.00  |
| 24       | 6/16/2020        | 6/30/2020     | 6/30/2020           | 560.02    | 14,974.70  | 59,161.67    | 120,885.07   | -          | 145.20      | -        | 241.88 | - | 6,446.33    | 145.20   | -        | 241.88      | 6,446.33 | 36.00  | - | 6,446.33    | 36.00  | -  | 6,446.33 | 36.00       | -  | 6,446.33 | 36.00  | -           | 6,446.33 | 36.00  |
| 25       |                  |               |                     |           |            |              |              |            |             |          |        |   |             |          |          |             |          |        |   |             |        |    |          |             |    |          |        |             |          |        |
| 26       |                  |               |                     | 12,059.05 | 340,680.88 | 1,325,808.04 | 2,646,992.87 | (1,079.00) | 3,471.93    | (759.78) | 132.00 | - | 3,042.00    | 3,471.93 | (759.78) | 132.00      | 3,042.00 | 184.00 | - | 3,042.00    | 184.00 | -  | 3,042.00 | 184.00      | -  | 3,042.00 | 184.00 | -           | 3,042.00 | 184.00 |
| 27       |                  |               |                     |           |            |              |              |            |             |          |        |   |             |          |          |             |          |        |   |             |        |    |          |             |    |          |        |             |          |        |

Southwestern Public Service Company  
Employee Tax Deduction Summary  
12 Months Ended June 30, 2020  
Employee Tax Deduction Summary

| Line No.     | Period Beginning | Period Ending | Employee Payment Dt | Total \$     | Total per Payroll \$ | Diff \$ | \$U MEDEE and Addl MED \$ | CO Blank & Y Withholding \$ | NM Blank & Y Withholding \$ | Worker Comp NM NM0001 Blank & Y Withholding \$ |
|--------------|------------------|---------------|---------------------|--------------|----------------------|---------|---------------------------|-----------------------------|-----------------------------|--|
| Semi-monthly |                  |               |                     |              |                      |         |                           |                             |                             |  |
| 1            | 7/1/2019         | 7/15/2019     | 7/15/2019           | 181,070.15   | 181,070.15           | -       | 14,355.54                 | 18.00                       | 5,527.10                    | -  |
| 2            | 7/16/2019        | 7/31/2019     | 7/31/2019           | 186,019.58   | 186,019.58           | -       | 14,726.61                 | 19.00                       | 6,741.65                    | -  |
| 3            | 8/1/2019         | 8/15/2019     | 8/15/2019           | 182,237.14   | 182,237.14           | -       | 14,394.57                 | 19.00                       | 5,366.48                    | -  |
| 4            | 8/16/2019        | 8/31/2019     | 8/30/2019           | 184,106.06   | 184,106.06           | -       | 14,446.26                 | 33.00                       | 5,382.08                    | -  |
| 5            | 9/1/2019         | 9/15/2019     | 9/13/2019           | 178,664.36   | 178,664.36           | -       | 14,206.09                 | 34.00                       | 5,371.07                    | -  |
| 6            | 9/16/2019        | 9/30/2019     | 9/30/2019           | 174,341.91   | 174,341.91           | -       | 14,189.65                 | (1,021.00)                  | 5,353.54                    | 80.00  |
| 7            | 10/1/2019        | 10/15/2019    | 10/15/2019          | 177,243.28   | 177,243.28           | -       | 14,284.15                 | (35.00)                     | 5,502.50                    | -  |
| 8            | 10/16/2019       | 10/31/2019    | 10/31/2019          | 178,418.78   | 178,418.78           | -       | 14,403.82                 | 34.00                       | 5,658.03                    | -  |
| 9            | 11/1/2019        | 11/15/2019    | 11/15/2019          | 190,431.94   | 190,431.94           | -       | 15,415.82                 | 37.00                       | 6,011.19                    | -  |
| 10           | 11/16/2019       | 11/30/2019    | 11/29/2019          | 187,527.85   | 187,527.85           | -       | 15,175.68                 | 37.00                       | 6,779.96                    | -  |
| 11           | 12/1/2019        | 12/15/2019    | 12/13/2019          | 181,367.46   | 181,367.46           | -       | 15,238.63                 | 37.00                       | 5,872.67                    | -  |
| 12           | 12/16/2019       | 12/31/2019    | 12/31/2019          | 180,755.16   | 180,755.16           | -       | 15,319.40                 | (291.00)                    | 5,950.79                    | 76.00  |
| 13           | 1/1/2020         | 1/15/2020     | 1/15/2020           | 187,523.79   | 187,523.79           | -       | 14,037.63                 | -                           | 5,871.57                    | -  |
| 14           | 1/16/2020        | 1/31/2020     | 1/31/2020           | 186,123.17   | 186,123.17           | -       | 14,012.52                 | -                           | 5,973.22                    | -  |
| 15           | 2/1/2020         | 2/15/2020     | 2/14/2020           | 200,124.92   | 200,124.92           | -       | 14,668.25                 | -                           | 5,965.71                    | -  |
| 16           | 2/16/2020        | 2/29/2020     | 2/28/2020           | 181,415.47   | 181,415.47           | -       | 13,963.16                 | -                           | 5,847.50                    | -  |
| 17           | 3/1/2020         | 3/15/2020     | 3/13/2020           | 186,447.01   | 186,447.01           | -       | 14,639.41                 | 48.00                       | 5,909.71                    | -  |
| 18           | 3/16/2020        | 3/31/2020     | 3/31/2020           | 190,868.44   | 190,868.44           | -       | 14,859.51                 | -                           | 6,185.85                    | 78.00  |
| 19           | 4/1/2020         | 4/15/2020     | 4/15/2020           | 186,474.83   | 186,474.83           | -       | 14,573.12                 | -                           | 6,155.01                    | -  |
| 20           | 4/16/2020        | 4/30/2020     | 4/30/2020           | 190,191.39   | 190,191.39           | -       | 14,811.92                 | -                           | 6,408.89                    | -  |
| 21           | 5/1/2020         | 5/15/2020     | 5/15/2020           | 197,513.23   | 197,513.23           | -       | 15,317.54                 | -                           | 6,466.29                    | -  |
| 22           | 5/16/2020        | 5/31/2020     | 5/29/2020           | 192,384.40   | 192,384.40           | -       | 15,049.88                 | -                           | 6,475.85                    | -  |
| 23           | 6/1/2020         | 6/15/2020     | 6/15/2020           | 191,069.41   | 191,069.41           | -       | 15,116.05                 | (48.00)                     | 6,950.74                    | -  |
| 24           | 6/16/2020        | 6/30/2020     | 6/30/2020           | 202,627.87   | 202,627.87           | -       | 15,534.72                 | -                           | 6,688.21                    | 82.00  |
| 25           |                  |               |                     |              |                      |         |                           |                             |                             |  |
| 26           |                  |               |                     | 4,474,947.60 | 4,474,947.60         | -       | 352,739.93                | (1,079.00)                  | 144,415.61                  | 316.00   |
| 27           |                  |               |                     |              |                      |         |                           |                             |                             |  |



Southwestern Public Service Company  
Employee Tax Deduction Summary  
12 Months Ended June 30, 2020  
Employee Tax Deduction Summary

| Line No. | Period Beginning | Period Ending | Employee Payment Dt | Total \$      | Total per Payroll \$ | Diff \$ | \$U MEDEE and Adtl MED \$ | CO Blank & Y Withholding \$ | NM Blank & Y Withholding \$ | Worker Comp NM NM0001 Blank & Y Withholding \$ |
|----------|------------------|---------------|---------------------|---------------|----------------------|---------|---------------------------|-----------------------------|-----------------------------|--|
| 28       | BI-weekly        |               |                     |               |                      |         |                           |                             |                             |  |
| 29       | 7/1/2019         | 7/14/2019     | 7/19/2019           | 686,168.36    | 686,168.36           | -       | 49,239.85                 | 162.00                      | 21,230.28                   | -  |
| 30       | 7/15/2019        | 7/28/2019     | 8/2/2019            | 663,310.82    | 663,310.82           | -       | 48,096.36                 | 118.00                      | 20,617.96                   | -  |
| 31       | 7/29/2019        | 8/11/2019     | 8/16/2019           | 686,047.45    | 686,047.45           | -       | 49,143.70                 | 332.00                      | 19,648.93                   | -  |
| 32       | 8/12/2019        | 8/25/2019     | 8/30/2019           | 731,503.05    | 731,503.05           | -       | 51,265.66                 | 379.00                      | 21,746.11                   | -  |
| 33       | 8/26/2019        | 9/8/2019      | 9/13/2019           | 664,602.76    | 664,602.76           | -       | 47,605.43                 | 293.00                      | 19,618.73                   | -  |
| 34       | 9/9/2019         | 9/22/2019     | 9/27/2019           | 650,338.51    | 650,338.51           | -       | 46,910.25                 | (389.00)                    | 21,036.13                   | -  |
| 35       | 9/23/2019        | 10/6/2019     | 10/11/2019          | 674,198.13    | 674,198.13           | -       | 47,830.13                 | 170.00                      | 21,394.57                   | 328.00   |
| 36       | 10/7/2019        | 10/20/2019    | 10/25/2019          | 652,403.14    | 652,403.14           | -       | 47,569.90                 | 130.00                      | 19,571.52                   | -  |
| 37       | 10/21/2019       | 11/3/2019     | 11/8/2019           | 638,848.36    | 638,848.36           | -       | 46,575.39                 | 186.00                      | 19,877.38                   | -  |
| 38       | 11/4/2019        | 11/17/2019    | 11/22/2019          | 666,392.30    | 666,392.30           | -       | 48,301.85                 | 178.00                      | 19,718.30                   | -  |
| 39       | 11/18/2019       | 12/1/2019     | 12/6/2019           | 665,288.33    | 665,288.33           | -       | 48,595.01                 | 169.00                      | 20,804.39                   | -  |
| 40       | 12/2/2019        | 12/15/2019    | 12/20/2019          | 651,348.95    | 651,348.95           | -       | 48,670.78                 | 117.00                      | 21,192.21                   | -  |
| 41       | 12/16/2019       | 1/1/2020      | 1/3/2020            | 629,902.26    | 629,902.26           | -       | 46,065.65                 | 104.00                      | 20,121.23                   | 344.00   |
| 42       | 12/30/2019       | 1/12/2020     | 1/17/2020           | 639,839.80    | 639,839.80           | -       | 46,584.25                 | 119.00                      | 21,986.55                   | 4.00   |
| 43       | 1/13/2020        | 1/26/2020     | 1/31/2020           | 700,259.56    | 700,136.56           | 123.00  | 49,817.36                 | 123.00                      | 21,992.35                   | -  |
| 44       | 1/27/2020        | 2/9/2020      | 2/14/2020           | 677,794.33    | 677,794.33           | -       | 48,250.15                 | 163.00                      | 21,134.99                   | -  |
| 45       | 2/10/2020        | 2/23/2020     | 2/28/2020           | 685,999.46    | 685,999.46           | -       | 48,832.14                 | 178.00                      | 21,728.87                   | -  |
| 46       | 2/24/2020        | 3/8/2020      | 3/13/2020           | 717,100.78    | 717,100.78           | -       | 50,390.24                 | 171.00                      | 23,136.34                   | -  |
| 47       | 3/9/2020         | 3/22/2020     | 3/27/2020           | 698,122.73    | 698,122.73           | -       | 49,504.28                 | 172.00                      | 23,207.56                   | -  |
| 48       | 3/23/2020        | 4/5/2020      | 4/9/2020            | 643,258.59    | 643,258.59           | -       | 46,723.30                 | 137.00                      | 20,931.79                   | 342.00   |
| 49       | 4/6/2020         | 4/19/2020     | 4/24/2020           | 648,285.01    | 648,285.01           | -       | 46,745.39                 | 120.00                      | 21,637.89                   | -  |
| 50       | 4/20/2020        | 5/3/2020      | 5/8/2020            | 643,692.05    | 643,692.05           | -       | 46,546.52                 | 220.00                      | 21,492.71                   | -  |
| 51       | 5/4/2020         | 5/17/2020     | 5/22/2020           | 610,534.42    | 610,534.42           | -       | 44,857.75                 | 120.00                      | 20,412.58                   | -  |
| 52       | 5/18/2020        | 5/31/2020     | 6/5/2020            | 657,748.58    | 657,748.58           | -       | 47,376.87                 | 134.00                      | 22,449.49                   | -  |
| 53       | 6/1/2020         | 6/14/2020     | 6/19/2020           | 663,923.56    | 663,923.56           | -       | 47,449.53                 | 135.00                      | 22,828.05                   | -  |
| 54       | 6/15/2020        | 6/28/2020     | 7/2/2020            | 673,516.17    | 673,516.17           | -       | 47,848.15                 | 138.00                      | 24,734.01                   | -  |
| 55       |                  |               |                     |               |                      |         |                           |                             |                             |  |
| 56       | Totals           |               |                     | 17,320,427.46 | 17,320,304.46        | 123.00  | 1,246,795.89              | 3,879.00                    | 554,450.92                  | 1,018.00                                       |



Southwestern Public Service Company  
Employer Tax Expense Regular Payroll  
12 Months Ended June 30, 2020  
Employer Tax Deduction Summary

| Line No. | Period Beginning | Period Ending | Employee Payment Dt | OASDI/ER \$ | Medi/ER \$   | Unempl ER \$ | MI \$     | Unempl ER \$ | NM \$    | Unempl ER \$ | TX \$     | NM Local ER \$ | NM0001ER Local ER \$ | NM Y Local ER \$ |  |
|----------|------------------|---------------|---------------------|-------------|--------------|--------------|-----------|--------------|----------|--------------|-----------|----------------|----------------------|------------------|--|
| 1        | Semi-monthly     |               |                     |             |              |              |           |              |          |              |           |                |                      |                  |  |
| 2        | 7/1/2019         | 7/15/2019     | 7/15/2019           | 54,494.38   | 13,847.06    | 79.14        | -         | 17.19        | -        | 108.92       | -         | -              | -                    | -                |  |
| 3        | 7/16/2019        | 7/31/2019     | 7/31/2019           | 55,707.05   | 14,124.33    | 20.40        | -         | 42.23        | -        | 52.05        | -         | -              | -                    | -                |  |
| 4        | 8/1/2019         | 8/15/2019     | 8/15/2019           | 54,223.35   | 13,777.46    | 51.74        | -         | 2.57         | -        | 70.27        | -         | -              | -                    | -                |  |
| 5        | 8/16/2019        | 8/31/2019     | 8/30/2019           | 54,343.60   | 13,829.15    | 35.00        | -         | -            | -        | 53.51        | -         | -              | -                    | -                |  |
| 6        | 9/1/2019         | 9/15/2019     | 9/13/2019           | 52,864.61   | 13,558.76    | 29.90        | -         | 7.37         | -        | 29.05        | -         | -              | -                    | -                |  |
| 7        | 9/16/2019        | 9/30/2019     | 9/30/2019           | 52,567.06   | 13,509.28    | 62.99        | -         | 14.24        | -        | 40.80        | -         | 23.00          | 69.00                | -                |  |
| 8        | 10/1/2019        | 10/15/2019    | 10/15/2019          | 51,637.99   | 13,603.79    | 129.80       | -         | 25.50        | -        | 106.00       | -         | -              | -                    | -                |  |
| 9        | 10/16/2019       | 10/31/2019    | 10/31/2019          | 51,419.53   | 13,723.46    | 144.19       | -         | 33.57        | -        | 153.92       | -         | -              | -                    | -                |  |
| 10       | 11/1/2019        | 11/15/2019    | 11/15/2019          | 53,722.85   | 14,652.34    | 96.42        | -         | 60.91        | -        | 126.82       | -         | -              | -                    | -                |  |
| 11       | 11/16/2019       | 11/30/2019    | 11/29/2019          | 51,457.22   | 14,407.96    | 63.95        | -         | 56.60        | -        | 82.49        | -         | -              | -                    | -                |  |
| 12       | 12/1/2019        | 12/15/2019    | 12/13/2019          | 48,811.73   | 14,328.09    | 12.75        | -         | 18.33        | -        | 58.94        | -         | -              | -                    | -                |  |
| 13       | 12/16/2019       | 12/31/2019    | 12/31/2019          | 46,643.69   | 14,408.85    | -            | -         | 10.84        | -        | 0.28         | -         | 20.70          | 66.70                | -                |  |
| 14       | 1/1/2020         | 1/15/2020     | 1/15/2020           | 60,023.40   | 14,037.63    | 5,666.18     | 96.85     | 511.73       | -        | 5,554.82     | -         | -              | -                    | -                |  |
| 15       | 1/16/2020        | 1/31/2020     | 1/31/2020           | 59,915.14   | 14,012.52    | 3,672.51     | 96.84     | 520.31       | -        | 4,408.48     | -         | -              | -                    | -                |  |
| 16       | 2/1/2020         | 2/15/2020     | 2/14/2020           | 62,719.68   | 14,668.25    | 532.53       | (61.39)   | 515.10       | -        | 530.03       | -         | -              | -                    | -                |  |
| 17       | 2/16/2020        | 2/29/2020     | 2/28/2020           | 57,096.96   | 13,853.09    | 4.86         | -         | 483.34       | -        | 125.45       | -         | -              | -                    | -                |  |
| 18       | 3/1/2020         | 3/15/2020     | 3/13/2020           | 55,570.20   | 14,180.58    | -            | -         | 226.78       | -        | 3.66         | -         | -              | -                    | -                |  |
| 19       | 3/16/2020        | 3/31/2020     | 3/31/2020           | 57,471.96   | 14,525.66    | -            | -         | 172.16       | -        | -            | -         | 20.70          | 69.00                | -                |  |
| 20       | 4/1/2020         | 4/15/2020     | 4/15/2020           | 56,227.76   | 14,257.00    | 4.57         | -         | 109.68       | -        | -            | -         | -              | -                    | -                |  |
| 21       | 4/16/2020        | 4/30/2020     | 4/30/2020           | 56,911.67   | 14,452.84    | 16.75        | -         | 93.66        | -        | -            | -         | -              | -                    | -                |  |
| 22       | 5/1/2020         | 5/15/2020     | 5/15/2020           | 58,006.57   | 14,820.50    | 20.68        | -         | 62.42        | -        | -            | -         | -              | -                    | -                |  |
| 23       | 5/16/2020        | 5/31/2020     | 5/29/2020           | 57,390.56   | 14,560.33    | -            | -         | 24.07        | -        | -            | -         | -              | -                    | -                |  |
| 24       | 6/1/2020         | 6/15/2020     | 6/15/2020           | 57,419.41   | 14,567.25    | -            | -         | 10.03        | -        | -            | -         | -              | -                    | -                |  |
| 25       | 6/16/2020        | 6/30/2020     | 6/30/2020           | 59,161.67   | 14,974.70    | -            | -         | 10.04        | -        | -            | -         | 20.70          | 73.60                | -                |  |
| 26       |                  |               |                     |             |              |              |           |              |          |              |           |                |                      |                  |  |
| 27       | Totals           |               |                     |             | 1,325,808.04 | 340,680.88   | 10,644.36 | 132.30       | 3,028.67 | 85.10        | 11,505.49 | 278.30         | 85.10                | 278.30           |  |

Southwestern Public Service Company  
Employer Tax Expense Regular Payroll  
12 Months Ended June 30, 2020  
Employer Tax Deduction Summary

| Line No. | Period Beginning | Period Ending | Employee Payment Dt | Total \$     | Total per Payroll \$ | Diff \$ | NM NM0001ER Blank & Y Local ER \$ |
|----------|------------------|---------------|---------------------|--------------|----------------------|---------|-----------------------------------|
| 1        | Semi-monthly     |               |                     |              |                      |         |                                   |
| 2        | 7/1/2019         | 7/15/2019     | 7/15/2019           | 68,546.69    | 68,546.69            | -       | -                                 |
| 3        | 7/16/2019        | 7/31/2019     | 7/31/2019           | 69,946.06    | 69,946.06            | -       | -                                 |
| 4        | 8/1/2019         | 8/15/2019     | 8/15/2019           | 68,125.39    | 68,125.39            | -       | -                                 |
| 5        | 8/16/2019        | 8/31/2019     | 8/30/2019           | 68,261.26    | 68,261.26            | -       | -                                 |
| 6        | 9/1/2019         | 9/15/2019     | 9/13/2019           | 66,489.69    | 66,489.69            | -       | -                                 |
| 7        | 9/16/2019        | 9/30/2019     | 9/30/2019           | 66,286.37    | 66,286.37            | -       | 92.00                             |
| 8        | 10/1/2019        | 10/15/2019    | 10/15/2019          | 65,503.08    | 65,503.08            | -       | -                                 |
| 9        | 10/16/2019       | 10/31/2019    | 10/31/2019          | 65,474.67    | 65,474.67            | -       | -                                 |
| 10       | 11/1/2019        | 11/15/2019    | 11/15/2019          | 68,659.34    | 68,659.34            | -       | -                                 |
| 11       | 11/16/2019       | 11/30/2019    | 11/29/2019          | 66,068.22    | 66,068.22            | -       | -                                 |
| 12       | 12/1/2019        | 12/15/2019    | 12/13/2019          | 63,229.84    | 63,229.84            | -       | -                                 |
| 13       | 12/16/2019       | 12/31/2019    | 12/31/2019          | 61,151.06    | 61,151.06            | -       | 87.40                             |
| 14       | 1/1/2020         | 1/15/2020     | 1/15/2020           | 85,890.61    | 85,890.61            | -       | -                                 |
| 15       | 1/16/2020        | 1/31/2020     | 1/31/2020           | 82,625.80    | 82,625.80            | -       | -                                 |
| 16       | 2/1/2020         | 2/15/2020     | 2/14/2020           | 78,904.20    | 78,904.20            | -       | -                                 |
| 17       | 2/16/2020        | 2/29/2020     | 2/28/2020           | 71,563.70    | 71,563.70            | -       | -                                 |
| 18       | 3/1/2020         | 3/15/2020     | 3/13/2020           | 69,981.22    | 69,981.22            | -       | -                                 |
| 19       | 3/16/2020        | 3/31/2020     | 3/31/2020           | 72,259.48    | 72,259.48            | -       | 89.70                             |
| 20       | 4/1/2020         | 4/15/2020     | 4/15/2020           | 70,599.01    | 70,599.01            | -       | -                                 |
| 21       | 4/16/2020        | 4/30/2020     | 4/30/2020           | 71,474.92    | 71,474.92            | -       | -                                 |
| 22       | 5/1/2020         | 5/15/2020     | 5/15/2020           | 72,910.17    | 72,910.17            | -       | -                                 |
| 23       | 5/16/2020        | 5/31/2020     | 5/29/2020           | 71,974.96    | 71,974.96            | -       | -                                 |
| 24       | 6/1/2020         | 6/15/2020     | 6/15/2020           | 71,996.69    | 71,996.69            | -       | -                                 |
| 25       | 6/16/2020        | 6/30/2020     | 6/30/2020           | 74,240.71    | 74,240.71            | -       | 94.30                             |
| 26       |                  |               |                     |              |                      |         |                                   |
| 27       | Totals           |               |                     | 1,692,163.14 | 1,692,163.14         | -       | 363.40                            |

Southwestern Public Service Company  
Employer Tax Expense Regular Payroll  
12 Months Ended June 30, 2020  
Employer Tax Deduction Summary

| Line No. | Period Beginning      | Period Ending | Employee Payment Dt | \$U<br>OASDI/ER | \$U<br>Medi/ER | \$U<br>Unempl ER | MI<br>Unempl ER | NM<br>Unempl ER | TX<br>Unempl ER | NM<br>Local ER | NM<br>Local ER | NM<br>Y<br>Local ER |
|----------|-----------------------|---------------|---------------------|-----------------|----------------|------------------|-----------------|-----------------|-----------------|----------------|----------------|---------------------|
| 28       |                       |               |                     |                 |                |                  |                 |                 |                 |                |                |                     |
| 29       | Bi-weekly             |               |                     |                 |                |                  |                 |                 |                 |                |                |                     |
| 30       | 7/1/2019              | 7/14/2019     | 7/19/2019           | 210,541.55      | 49,239.85      | 161.07           | -               | 127.09          | 183.36          | -              | -              | -                   |
| 31       | 7/15/2019             | 7/28/2019     | 8/2/2019            | 205,653.44      | 48,096.36      | 154.63           | -               | 101.32          | 205.06          | -              | -              | -                   |
| 32       | 7/29/2019             | 8/11/2019     | 8/16/2019           | 209,987.84      | 49,143.70      | 225.04           | -               | 92.87           | 280.36          | -              | -              | -                   |
| 33       | 8/12/2019             | 8/25/2019     | 8/30/2019           | 218,500.57      | 51,265.66      | 280.85           | -               | 97.70           | 277.81          | -              | -              | -                   |
| 34       | 8/26/2019             | 9/8/2019      | 9/13/2019           | 202,867.04      | 47,605.80      | 238.93           | -               | 83.08           | 244.30          | -              | -              | -                   |
| 35       | 9/9/2019              | 9/22/2019     | 9/27/2019           | 199,473.18      | 46,910.25      | 288.92           | -               | 98.16           | 264.31          | -              | -              | -                   |
| 36       | 9/23/2019             | 10/6/2019     | 10/11/2019          | 203,198.73      | 47,830.13      | 376.19           | -               | 108.61          | 341.78          | 94.30          | 282.90         | -                   |
| 37       | 10/7/2019             | 10/20/2019    | 10/25/2019          | 200,123.85      | 47,569.90      | 315.70           | -               | 110.56          | 327.60          | -              | -              | -                   |
| 38       | 10/21/2019            | 11/3/2019     | 11/8/2019           | 191,829.64      | 46,575.39      | 266.24           | -               | 113.99          | 243.03          | -              | -              | -                   |
| 39       | 11/4/2019             | 11/17/2019    | 11/22/2019          | 195,504.15      | 48,301.85      | 297.52           | -               | 133.70          | 252.36          | -              | -              | -                   |
| 40       | 11/18/2019            | 12/1/2019     | 12/6/2019           | 191,822.77      | 48,575.98      | 191.19           | -               | 116.97          | 234.32          | -              | -              | -                   |
| 41       | 12/2/2019             | 12/15/2019    | 12/20/2019          | 184,580.74      | 48,590.10      | 176.55           | -               | 140.41          | 196.10          | -              | -              | -                   |
| 42       | 12/16/2019            | 1/1/2020      | 1/3/2020            | 196,970.21      | 46,065.65      | 19,011.81        | -               | 1,866.05        | 17,880.31       | 98.90          | 296.70         | -                   |
| 43       | 12/30/2019            | 1/12/2020     | 1/17/2020           | 199,188.05      | 46,584.25      | 14,193.28        | -               | 2,008.06        | 16,217.60       | -              | 4.60           | -                   |
| 44       | 1/13/2020             | 1/26/2020     | 1/31/2020           | 213,012.20      | 49,817.36      | 3,628.94         | -               | 1,996.28        | 6,716.58        | -              | -              | -                   |
| 45       | 1/27/2020             | 2/9/2020      | 2/14/2020           | 206,311.46      | 48,250.15      | 1,134.69         | -               | 1,948.15        | (1,228.81)      | -              | -              | -                   |
| 46       | 2/10/2020             | 2/23/2020     | 2/28/2020           | 208,798.53      | 48,832.14      | 598.38           | -               | 1,953.69        | 796.71          | -              | -              | -                   |
| 47       | 2/24/2020             | 3/8/2020      | 3/13/2020           | 215,462.62      | 50,390.24      | 365.52           | -               | 1,692.29        | 462.19          | -              | -              | -                   |
| 48       | 3/9/2020              | 3/22/2020     | 3/27/2020           | 211,672.69      | 49,504.28      | 173.26           | -               | 1,032.32        | 370.45          | -              | -              | -                   |
| 49       | 3/23/2020             | 4/5/2020      | 4/9/2020            | 199,782.49      | 46,723.30      | 65.62            | -               | 582.63          | 189.69          | 92.00          | 301.30         | -                   |
| 50       | 4/6/2020              | 4/19/2020     | 4/24/2020           | 199,877.14      | 46,745.39      | 93.73            | -               | 443.27          | 109.29          | -              | -              | -                   |
| 51       | 4/20/2020             | 5/3/2020      | 5/8/2020            | 199,026.63      | 46,546.52      | 70.75            | -               | 346.51          | 69.22           | -              | -              | -                   |
| 52       | 5/4/2020              | 5/17/2020     | 5/22/2020           | 191,804.94      | 44,857.75      | 73.95            | -               | 276.70          | 64.74           | -              | -              | -                   |
| 53       | 5/18/2020             | 5/31/2020     | 6/5/2020            | 202,577.30      | 47,376.87      | 26.95            | -               | 210.87          | 54.67           | -              | -              | -                   |
| 54       | 6/1/2020              | 6/14/2020     | 6/19/2020           | 202,887.46      | 47,449.53      | 10.67            | -               | 163.54          | 20.37           | -              | -              | -                   |
| 55       | 6/15/2020             | 6/28/2020     | 7/2/2020            | 204,592.07      | 47,848.15      | 6.44             | -               | 132.45          | 10.60           | -              | -              | -                   |
| 56       |                       |               |                     |                 |                |                  |                 |                 |                 |                |                |                     |
| 57       |                       |               |                     |                 |                |                  |                 |                 |                 |                |                |                     |
| 58       | Totals                |               |                     | 5,266,047.29    | 1,246,696.55   | 42,426.82        | -               | 15,977.27       | 44,784.00       | 285.20         | 885.50         | -                   |
| 59       |                       |               |                     |                 |                |                  |                 |                 |                 |                |                |                     |
| 60       | Total Regular Payroll |               |                     | 6,591,855.33    | 1,587,377.43   | 53,071.18        | 132.30          | 19,005.94       | 56,289.49       | 370.30         | 1,163.80       | -                   |

Southwestern Public Service Company  
Employer Tax Expense Regular Payroll  
12 Months Ended June 30, 2020  
Employer Tax Deduction Summary

| Line No. | Period Beginning      | Period Ending | Employee Payment Dt | Total \$     | Total per Payroll \$ | Diff \$ | NM NM0001ER Blank & Y Local ER \$ |
|----------|-----------------------|---------------|---------------------|--------------|----------------------|---------|-----------------------------------|
| 28       |                       |               |                     |              |                      |         |                                   |
| 29       | Bi-weekly             |               |                     |              |                      |         |                                   |
| 30       | 7/11/2019             | 7/14/2019     | 7/19/2019           | 260,252.92   | 260,252.92           | -       | -                                 |
| 31       | 7/15/2019             | 7/28/2019     | 8/2/2019            | 254,210.81   | 254,210.81           | -       | -                                 |
| 32       | 7/29/2019             | 8/11/2019     | 8/16/2019           | 259,729.81   | 259,729.81           | -       | -                                 |
| 33       | 8/12/2019             | 8/25/2019     | 8/30/2019           | 270,422.59   | 270,422.59           | -       | -                                 |
| 34       | 8/26/2019             | 9/8/2019      | 9/13/2019           | 251,039.15   | 251,039.15           | -       | -                                 |
| 35       | 9/9/2019              | 9/22/2019     | 9/27/2019           | 247,034.82   | 247,034.82           | -       | -                                 |
| 36       | 9/23/2019             | 10/6/2019     | 10/11/2019          | 252,232.64   | 252,232.64           | -       | 377.20                            |
| 37       | 10/7/2019             | 10/20/2019    | 10/25/2019          | 248,447.61   | 248,447.61           | -       | -                                 |
| 38       | 10/21/2019            | 11/3/2019     | 11/8/2019           | 239,028.29   | 239,028.29           | -       | -                                 |
| 39       | 11/4/2019             | 11/17/2019    | 11/22/2019          | 244,489.58   | 244,489.58           | -       | -                                 |
| 40       | 11/18/2019            | 12/1/2019     | 12/6/2019           | 240,941.23   | 240,941.23           | -       | -                                 |
| 41       | 12/2/2019             | 12/15/2019    | 12/20/2019          | 233,683.90   | 233,683.90           | -       | -                                 |
| 42       | 12/16/2019            | 1/1/2020      | 1/3/2020            | 282,189.63   | 282,189.63           | -       | 395.60                            |
| 43       | 12/30/2019            | 1/12/2020     | 1/17/2020           | 278,195.84   | 278,195.84           | -       | 4.60                              |
| 44       | 1/13/2020             | 1/26/2020     | 1/31/2020           | 275,171.36   | 275,171.36           | -       | -                                 |
| 45       | 1/27/2020             | 2/9/2020      | 2/14/2020           | 256,415.64   | 256,415.64           | -       | -                                 |
| 46       | 2/10/2020             | 2/23/2020     | 2/28/2020           | 260,979.45   | 260,979.45           | -       | -                                 |
| 47       | 2/24/2020             | 3/8/2020      | 3/13/2020           | 268,372.86   | 268,372.86           | -       | -                                 |
| 48       | 3/9/2020              | 3/22/2020     | 3/27/2020           | 262,753.00   | 262,753.00           | -       | -                                 |
| 49       | 3/23/2020             | 4/5/2020      | 4/9/2020            | 247,737.03   | 247,737.03           | -       | 393.30                            |
| 50       | 4/6/2020              | 4/19/2020     | 4/24/2020           | 247,268.82   | 247,268.82           | -       | -                                 |
| 51       | 4/20/2020             | 5/3/2020      | 5/8/2020            | 246,059.63   | 246,059.63           | -       | -                                 |
| 52       | 5/4/2020              | 5/17/2020     | 5/22/2020           | 237,078.08   | 237,078.08           | -       | -                                 |
| 53       | 5/18/2020             | 5/31/2020     | 6/5/2020            | 250,246.66   | 250,246.66           | -       | -                                 |
| 54       | 6/1/2020              | 6/14/2020     | 6/19/2020           | 250,531.57   | 250,531.57           | -       | -                                 |
| 55       | 6/15/2020             | 6/28/2020     | 7/2/2020            | 252,589.71   | 252,589.71           | -       | -                                 |
| 56       |                       |               |                     |              |                      |         |                                   |
| 57       |                       |               |                     |              |                      |         |                                   |
| 58       | Totals                |               |                     | 6,617,102.63 | 6,617,102.63         | -       | 1,170.70                          |
| 59       |                       |               |                     |              |                      |         |                                   |
| 60       | Total Regular Payroll |               |                     | 8,309,265.77 | 8,309,265.77         | -       | 1,534.10                          |

Southwestern Public Service Company  
Payroll Details - Incentive  
12 Months Ended June 30, 2020

| Line No. | Period Beginning | Period Ending | Employee Payment Date | Employee Deductions |              |                  |              |           |          |            |       |                  |      |
|----------|------------------|---------------|-----------------------|---------------------|--------------|------------------|--------------|-----------|----------|------------|-------|------------------|------|
|          |                  |               |                       | Gross Payroll       | Total Taxes  | Total Deductions | Net Pay      | DCINC     | GARNSH   | HSA1       | Other | Total Deductions |      |
|          |                  |               |                       | \$                  | \$           | \$               | \$           | \$        | \$       | \$         | \$    | \$               | \$   |
| 1        | Semi-monthly     |               |                       |                     |              |                  |              |           |          |            |       |                  |      |
| 2        | 1/1/2019         | 12/31/2019    | 2/21/2020             | 210,027.80          | 145,102.49   | 0.00             | 64,925.31    | 0.00      | 0.00     | 0.00       | 0.00  | 0.00             | 0.00 |
| 3        | 1/1/2019         | 12/31/2019    | 2/24/2020             | 225,886.34          | 225,886.34   | 0.00             | 0.00         | 0.00      | 0.00     | 0.00       | 0.00  | 0.00             | 0.00 |
| 3        | 1/1/2019         | 12/31/2019    | 3/6/2020              | 2,513,356.00        | 691,886.87   | 200,776.62       | 1,620,692.51 | 14,758.10 | 1,718.16 | 184,300.36 | 0.00  | 200,776.62       |      |
| 4        |                  |               |                       |                     |              |                  |              |           |          |            |       |                  |      |
| 5        |                  | Total         |                       | 2,949,270.14        | 1,062,875.70 | 200,776.62       | 1,685,617.82 | 14,758.10 | 1,718.16 | 184,300.36 | 0.00  | 200,776.62       |      |
| 6        |                  |               |                       |                     |              |                  |              |           |          |            |       |                  |      |
| 7        | Bi-weekly        |               |                       |                     |              |                  |              |           |          |            |       |                  |      |
| 8        | 1/1/2019         | 12/31/2019    | 3/6/2020              | 5,325.00            | 1,578.86     | 0.00             | 3,746.14     | 0.00      | 0.00     | 0.00       | 0.00  | 0.00             | 0.00 |
| 9        |                  |               |                       |                     |              |                  |              |           |          |            |       |                  |      |
| 10       |                  |               |                       |                     |              |                  |              |           |          |            |       |                  |      |
| 11       | Totals           |               |                       | 2,954,595.14        | 1,064,454.56 | 200,776.62       | 1,689,363.96 | 14,758.10 | 1,718.16 | 184,300.36 | 0.00  | 200,776.62       |      |



Southwestern Public Service Company  
Payroll Details - Incentive  
12 Months Ended June 30, 2020

| Line No. | Period Beginning | Period Ending | Employee Payment Date | Employer Tax Summary |           |        |           | TX         | Total     | Employee Total NM & NM Y Withholding \$ | Employee Total CO & CO Y Withholding \$ | Employee Total MI Withholding \$ |
|----------|------------------|---------------|-----------------------|----------------------|-----------|--------|-----------|------------|-----------|---|---|----------------------------------|
|          |                  |               |                       | FED                  | MED / ER  | FED    | Unempl ER |            |           |   |   |                                  |
| 1        | Semi-monthly     |               |                       |                      |           |        |           |            |           |   |   |                                  |
| 2        | 1/1/2019         | 12/31/2019    | 2/21/2020             | 6,262.64             | 11,865.38 | 0.00   | 0.00      | 18,128.02  | 0.00      | 116.00                                  | 0.00                                    |                                  |
| 3        | 1/1/2019         | 12/31/2019    | 2/24/2020             | 45,013.09            | 11,002.43 | 0.00   | 0.00      | 56,028.05  | 2,759.64  | 0.00                                    | 0.00                                    |                                  |
| 3        | 1/1/2019         | 12/31/2019    | 3/6/2020              | 131,629.30           | 33,771.29 | 267.96 | 221.33    | 166,551.15 | 17,430.70 | 0.00                                    | 369.88                                  |                                  |
| 4        |                  |               |                       |                      |           |        |           |            |           |   |   |                                  |
| 5        |                  | Total         |                       | 182,905.03           | 56,639.10 | 267.96 | 221.33    | 240,707.22 | 20,190.34 | 116.00                                  | 369.88                                  |                                  |
| 6        |                  |               |                       |                      |           |        |           |            |           |   |   |                                  |
| 7        | Bi-weekly        |               |                       |                      |           |        |           |            |           |   |   |                                  |
| 8        | 1/1/2019         | 12/31/2019    | 3/6/2020              | 330.15               | 77.21     | 0.00   | 1.90      | 409.26     | 20,190.34 | 0.00                                    | 0.00                                    |                                  |
| 9        |                  |               |                       |                      |           |        |           |            |           |   |   |                                  |
| 10       |                  |               |                       |                      |           |        |           |            |           |   |   |                                  |
| 11       | Totals           |               |                       | 183,235.18           | 56,716.31 | 267.96 | 221.33    | 241,116.48 | 40,380.68 | 116.00                                  | 369.88                                  |                                  |

Southwestern Public Service Company  
Payroll Details - Incentive  
12 Months Ended June 30, 2020

| Line No. | Period Beginning    | Period Ending | Employee Payment Date | Employee Total MN Withholding \$ |
|----------|---------------------|---------------|-----------------------|----------------------------------|
| 1        | <b>Semi-monthly</b> |               |                       |                                  |
| 2        | 1/1/2019            | 12/31/2019    | 2/21/2020             | 1,283.88                         |
| 3        | 1/1/2019            | 12/31/2019    | 2/24/2020             | 177.84                           |
| 3        | 1/1/2019            | 12/31/2019    | 3/6/2020              | 48.14                            |
| 4        |                     |               |                       |                                  |
| 5        |                     | Total         |                       | 1,509.86                         |
| 6        |                     |               |                       |                                  |
| 7        | <b>Bi-weekly</b>    |               |                       |                                  |
| 8        | 1/1/2019            | 12/31/2019    | 3/6/2020              | 0.00                             |
| 9        |                     |               |                       |                                  |
| 10       |                     |               |                       |                                  |
| 11       | <b>Totals</b>       |               |                       | 1,509.86                         |



Southwestern Public Service Company  
Federal Tax Deposits - Regular Payroll  
12 Months Ended June 30, 2020

| Line No. | Period Beginning | Period Ending | Employee Pay Date | Days of Service | Midpoint Days | Midpoint Date  | Payment Date | Lead Days | FED MED/EE \$ | FED OASDI/EE \$ | Employee FED Withholding \$ | Match FED OASDI/ER \$ | Match FED Med/ER \$ | Total Federal Tax per Payroll \$ | Total Federal Tax Deposit \$ |
|----------|------------------|---------------|-------------------|-----------------|---------------|----------------|--------------|-----------|---------------|-----------------|-----------------------------|-----------------------|---------------------|----------------------------------|------------------------------|
| 1        | Semi-monthly     |               |                   |                 |               |                |              |           |               |                 |                             |                       |                     |                                  |                              |
| 2        | 7/1/2019         | 7/15/2019     | 7/15/2019         | 15.0            | 7.5           | 7/8/19 12:00   | 7/16/2019    | 8.0       | 14,355.54     | 54,494.38       | 106,498.36                  | 54,494.38             | 13,847.06           | 243,689.72                       | 243,689.72                   |
| 3        | 7/16/2019        | 7/31/2019     | 7/31/2019         | 16.0            | 8.0           | 7/24/19 0:00   | 8/1/2019     | 8.5       | 14,726.61     | 55,707.05       | 108,644.98                  | 55,707.05             | 14,124.33           | 248,910.02                       | 248,910.02                   |
| 4        | 8/1/2019         | 8/15/2019     | 8/15/2019         | 15.0            | 7.5           | 8/8/19 12:00   | 8/16/2019    | 8.0       | 14,394.57     | 54,223.35       | 108,054.28                  | 54,223.35             | 13,777.46           | 244,673.01                       | 244,673.01                   |
| 5        | 8/16/2019        | 8/31/2019     | 8/30/2019         | 16.0            | 8.0           | 8/24/19 0:00   | 9/3/2019     | 10.5      | 14,446.26     | 54,343.60       | 109,700.96                  | 54,343.60             | 13,829.15           | 246,663.57                       | 246,663.57                   |
| 6        | 9/1/2019         | 9/15/2019     | 9/13/2019         | 15.0            | 7.5           | 9/8/19 12:00   | 9/16/2019    | 8.0       | 14,206.09     | 52,864.61       | 105,988.43                  | 52,864.61             | 13,558.76           | 239,482.50                       | 239,482.50                   |
| 7        | 9/16/2019        | 9/30/2019     | 9/30/2019         | 15.0            | 7.5           | 9/23/19 12:00  | 10/1/2019    | 8.0       | 14,189.65     | 52,567.06       | 103,915.75                  | 52,567.06             | 13,509.28           | 236,748.80                       | 236,748.80                   |
| 8        | 10/1/2019        | 10/15/2019    | 10/15/2019        | 15.0            | 7.5           | 10/8/19 12:00  | 10/16/2019   | 8.0       | 14,284.15     | 51,637.99       | 105,504.48                  | 51,637.99             | 13,603.79           | 236,668.40                       | 236,668.40                   |
| 9        | 10/16/2019       | 10/31/2019    | 10/31/2019        | 16.0            | 8.0           | 10/24/19 0:00  | 11/1/2019    | 8.5       | 14,403.82     | 51,419.53       | 106,553.11                  | 51,419.53             | 13,723.46           | 237,519.45                       | 237,519.45                   |
| 10       | 11/1/2019        | 11/15/2019    | 11/15/2019        | 15.0            | 7.5           | 11/8/19 12:00  | 11/18/2019   | 10.0      | 15,415.82     | 53,722.85       | 114,692.79                  | 53,722.85             | 14,652.34           | 252,206.65                       | 252,206.65                   |
| 11       | 11/16/2019       | 12/15/2019    | 12/13/2019        | 15.0            | 7.5           | 11/23/19 12:00 | 12/2/2019    | 9.0       | 15,175.68     | 51,457.22       | 113,727.70                  | 51,457.22             | 14,407.96           | 246,225.78                       | 246,225.78                   |
| 12       | 12/1/2019        | 12/15/2019    | 12/13/2019        | 15.0            | 7.5           | 12/8/19 12:00  | 12/16/2019   | 8.0       | 15,238.63     | 48,811.73       | 111,056.42                  | 48,811.73             | 14,328.09           | 238,246.60                       | 238,246.60                   |
| 13       | 12/16/2019       | 12/31/2019    | 12/31/2019        | 16.0            | 8.0           | 12/24/19 0:00  | 1/2/2020     | 9.5       | 15,319.40     | 46,643.69       | 112,579.18                  | 46,643.69             | 14,408.85           | 235,594.81                       | 235,594.81                   |
| 14       | 1/1/2020         | 1/15/2020     | 1/15/2020         | 15.0            | 7.5           | 1/8/20 12:00   | 1/16/2020    | 8.0       | 14,037.63     | 60,023.40       | 107,266.80                  | 60,023.40             | 14,037.63           | 255,388.86                       | 255,388.86                   |
| 15       | 1/16/2020        | 1/31/2020     | 1/31/2020         | 16.0            | 8.0           | 1/24/20 0:00   | 2/3/2020     | 10.5      | 14,012.52     | 59,915.14       | 105,898.96                  | 59,915.14             | 14,012.52           | 253,754.28                       | 253,754.28                   |
| 16       | 2/1/2020         | 2/15/2020     | 2/14/2020         | 15.0            | 7.5           | 2/8/20 12:00   | 2/18/2020    | 10.0      | 14,668.25     | 62,719.68       | 116,447.95                  | 62,719.68             | 14,668.25           | 271,223.81                       | 271,223.81                   |
| 17       | 2/16/2020        | 2/29/2020     | 2/28/2020         | 14.0            | 7.0           | 2/23/20 0:00   | 3/2/2020     | 8.5       | 13,963.16     | 57,096.96       | 104,180.52                  | 57,096.96             | 13,853.09           | 246,190.69                       | 246,190.69                   |
| 18       | 3/1/2020         | 3/15/2020     | 3/13/2020         | 15.0            | 7.5           | 3/8/20 12:00   | 3/16/2020    | 8.0       | 14,639.41     | 55,570.20       | 109,631.69                  | 55,570.20             | 14,180.58           | 249,592.08                       | 249,592.08                   |
| 19       | 3/16/2020        | 3/31/2020     | 3/31/2020         | 16.0            | 8.0           | 3/24/20 0:00   | 4/1/2020     | 8.5       | 14,859.51     | 57,471.96       | 111,943.83                  | 57,471.96             | 14,525.66           | 256,272.92                       | 256,272.92                   |
| 20       | 4/1/2020         | 4/15/2020     | 4/15/2020         | 15.0            | 7.5           | 4/8/20 12:00   | 4/16/2020    | 8.0       | 14,573.12     | 56,227.76       | 109,217.79                  | 56,227.76             | 14,257.00           | 250,503.43                       | 250,503.43                   |
| 21       | 4/16/2020        | 4/30/2020     | 4/30/2020         | 15.0            | 7.5           | 4/23/20 12:00  | 5/1/2020     | 8.0       | 14,811.92     | 56,911.67       | 111,752.98                  | 56,911.67             | 14,452.84           | 254,841.08                       | 254,841.08                   |
| 22       | 5/1/2020         | 5/15/2020     | 5/15/2020         | 15.0            | 7.5           | 5/8/20 12:00   | 5/18/2020    | 10.0      | 15,317.54     | 58,006.57       | 117,421.68                  | 58,006.57             | 14,820.50           | 263,572.86                       | 263,572.86                   |
| 23       | 5/16/2020        | 5/31/2020     | 5/29/2020         | 16.0            | 8.0           | 5/24/20 0:00   | 5/31/2020    | 7.5       | 15,049.88     | 57,390.56       | 113,166.96                  | 57,390.56             | 14,560.33           | 257,558.29                       | 257,558.29                   |
| 24       | 6/1/2020         | 6/15/2020     | 6/15/2020         | 15.0            | 7.5           | 6/8/20 12:00   | 6/16/2020    | 8.0       | 15,116.05     | 57,419.41       | 112,282.20                  | 57,419.41             | 14,567.25           | 256,804.32                       | 256,804.32                   |
| 25       | 6/16/2020        | 6/30/2020     | 6/30/2020         | 15.0            | 7.5           | 6/23/20 12:00  | 7/1/2020     | 8.0       | 15,534.72     | 59,161.67       | 120,865.07                  | 59,161.67             | 14,974.70           | 269,697.83                       | 269,697.83                   |
| 26       | Totals           |               |                   |                 |               |                |              |           | 352,739.93    | 1,325,808.04    | 2,646,992.87                | 1,325,808.04          | 340,680.88          | 5,992,029.76                     | 5,992,029.76                 |
| 27       |                  |               |                   |                 |               |                |              |           |               |                 |                             |                       |                     |                                  |                              |
| 28       |                  |               |                   |                 |               |                |              |           |               |                 |                             |                       |                     |                                  |                              |

Southwestern Public Service Company  
Federal Tax Deposits - Regular Payroll  
12 Months Ended June 30, 2020

| Line No. | Period Beginning      | Period Ending | Employee Pay Date | Days of Service | Midpoint Days | Midpoint Date  | Payment Date | Lead Days | FED MED/IEE \$ | FED OASDI/EE \$ | Employee FED Withholding \$ | Match FED OASDI/ER \$ | Match FED Med/ER \$ | Total Federal Tax per Payroll \$ | Total Federal Tax Deposit \$ |
|----------|-----------------------|---------------|-------------------|-----------------|---------------|----------------|--------------|-----------|----------------|-----------------|-----------------------------|-----------------------|---------------------|----------------------------------|------------------------------|
| 29       | Bi-weekly             |               |                   |                 |               |                |              |           |                |                 |                             |                       |                     |                                  |                              |
| 30       | 7/1/2019              | 7/14/2019     | 7/19/2019         | 14.0            | 7.0           | 7/8/19 0:00    | 7/22/2019    | 14.5      | 49,239.85      | 210,541.55      | 404,994.68                  | 210,541.55            | 49,239.85           | 924,557.48                       | 924,557.48                   |
| 31       | 7/15/2019             | 7/28/2019     | 8/2/2019          | 14.0            | 7.0           | 7/22/19 0:00   | 8/5/2019     | 14.5      | 48,096.36      | 205,653.44      | 388,825.06                  | 205,653.44            | 48,096.36           | 896,324.66                       | 896,324.66                   |
| 32       | 7/29/2019             | 8/11/2019     | 8/16/2019         | 14.0            | 7.0           | 8/5/19 0:00    | 8/19/2019    | 14.5      | 49,143.70      | 209,987.84      | 406,934.98                  | 209,987.84            | 49,143.70           | 925,198.06                       | 925,198.06                   |
| 33       | 8/12/2019             | 8/25/2019     | 8/30/2019         | 14.0            | 7.0           | 8/19/19 0:00   | 9/3/2019     | 15.5      | 51,265.66      | 218,500.57      | 439,611.71                  | 218,500.57            | 51,265.66           | 979,144.17                       | 979,144.17                   |
| 34       | 8/26/2019             | 9/8/2019      | 9/13/2019         | 14.0            | 7.0           | 9/2/19 0:00    | 9/16/2019    | 14.5      | 47,605.43      | 202,865.46      | 394,220.14                  | 202,865.46            | 47,605.80           | 895,163.87                       | 895,163.87                   |
| 35       | 9/9/2019              | 9/22/2019     | 9/27/2019         | 14.0            | 7.0           | 9/16/19 0:00   | 9/30/2019    | 14.5      | 46,910.25      | 199,473.18      | 383,307.95                  | 199,473.18            | 46,910.25           | 876,074.81                       | 876,074.81                   |
| 36       | 9/23/2019             | 10/6/2019     | 10/11/2019        | 14.0            | 7.0           | 9/30/19 0:00   | 10/14/2019   | 14.5      | 47,830.13      | 203,198.73      | 401,276.70                  | 203,198.73            | 47,830.13           | 903,334.42                       | 903,334.42                   |
| 37       | 10/7/2019             | 10/20/2019    | 10/25/2019        | 14.0            | 7.0           | 10/14/19 0:00  | 10/28/2019   | 14.5      | 47,569.90      | 200,123.85      | 385,007.87                  | 200,123.85            | 47,569.90           | 880,395.37                       | 880,395.37                   |
| 38       | 10/21/2019            | 11/3/2019     | 11/8/2019         | 14.0            | 7.0           | 10/28/19 0:00  | 11/11/2019   | 14.5      | 46,575.39      | 191,829.64      | 380,379.95                  | 191,829.64            | 46,575.39           | 857,190.01                       | 857,190.01                   |
| 39       | 11/4/2019             | 11/17/2019    | 11/22/2019        | 14.0            | 7.0           | 11/11/19 0:00  | 11/25/2019   | 14.5      | 48,301.85      | 195,504.15      | 402,690.00                  | 195,504.15            | 48,301.85           | 890,302.00                       | 890,302.00                   |
| 40       | 11/18/2019            | 12/1/2019     | 12/6/2019         | 14.0            | 7.0           | 11/25/19 0:00  | 12/9/2019    | 14.5      | 48,595.01      | 191,822.77      | 403,897.16                  | 191,822.77            | 48,595.98           | 884,713.69                       | 884,713.69                   |
| 41       | 12/2/2019             | 12/15/2019    | 12/20/2019        | 14.0            | 7.0           | 12/9/19 0:00   | 12/23/2019   | 14.5      | 48,670.78      | 184,580.74      | 396,788.22                  | 184,580.74            | 48,590.10           | 863,210.58                       | 863,210.58                   |
| 42       | 12/16/2019            | 1/1/2020      | 1/3/2020          | 17.0            | 8.5           | 12/24/19 12:00 | 1/6/2020     | 13.0      | 46,065.65      | 196,970.21      | 366,297.17                  | 196,970.21            | 46,065.65           | 852,368.89                       | 852,368.89                   |
| 43       | 12/30/2019            | 1/12/2020     | 1/17/2020         | 14.0            | 7.0           | 1/6/20 0:00    | 1/18/2020    | 12.5      | 46,584.25      | 199,188.05      | 371,957.95                  | 199,188.05            | 46,584.25           | 863,502.55                       | 863,502.55                   |
| 44       | 1/13/2020             | 1/26/2020     | 1/31/2020         | 14.0            | 7.0           | 1/20/20 0:00   | 2/3/2020     | 14.5      | 49,817.36      | 213,012.20      | 415,314.65                  | 213,012.20            | 49,817.36           | 940,973.77                       | 940,973.77                   |
| 45       | 1/27/2020             | 2/9/2020      | 2/14/2020         | 14.0            | 7.0           | 2/3/20 0:00    | 2/18/2020    | 15.5      | 48,250.15      | 206,311.46      | 401,934.73                  | 206,311.46            | 48,250.15           | 911,057.95                       | 911,057.95                   |
| 46       | 2/10/2020             | 2/23/2020     | 2/28/2020         | 14.0            | 7.0           | 2/17/20 0:00   | 3/2/2020     | 14.5      | 48,832.14      | 208,798.53      | 406,408.92                  | 208,798.53            | 48,832.14           | 921,670.26                       | 921,670.26                   |
| 47       | 2/24/2020             | 3/8/2020      | 3/13/2020         | 14.0            | 7.0           | 3/2/20 0:00    | 3/16/2020    | 14.5      | 50,390.24      | 215,462.62      | 427,794.58                  | 215,462.62            | 50,390.24           | 959,500.30                       | 959,500.30                   |
| 48       | 3/9/2020              | 3/22/2020     | 3/27/2020         | 14.0            | 7.0           | 3/16/20 0:00   | 3/30/2020    | 14.5      | 49,504.28      | 211,672.69      | 413,450.20                  | 211,672.69            | 49,504.28           | 935,804.14                       | 935,804.14                   |
| 49       | 3/23/2020             | 4/5/2020      | 4/9/2020          | 14.0            | 7.0           | 3/30/20 0:00   | 4/13/2020    | 14.5      | 46,723.30      | 199,782.49      | 375,204.01                  | 199,782.49            | 46,723.30           | 868,215.59                       | 868,215.59                   |
| 50       | 4/6/2020              | 4/19/2020     | 4/24/2020         | 14.0            | 7.0           | 4/13/20 0:00   | 4/27/2020    | 14.5      | 46,745.39      | 199,877.14      | 379,606.59                  | 199,877.14            | 46,745.39           | 872,851.65                       | 872,851.65                   |
| 51       | 4/20/2020             | 5/3/2020      | 5/8/2020          | 14.0            | 7.0           | 4/27/20 0:00   | 5/11/2020    | 14.5      | 46,546.52      | 199,026.63      | 376,271.19                  | 199,026.63            | 46,546.52           | 867,417.49                       | 867,417.49                   |
| 52       | 5/4/2020              | 5/17/2020     | 5/22/2020         | 14.0            | 7.0           | 5/11/20 0:00   | 5/26/2020    | 15.5      | 44,857.75      | 191,804.94      | 353,242.15                  | 191,804.94            | 44,857.75           | 826,567.53                       | 826,567.53                   |
| 53       | 5/18/2020             | 5/31/2020     | 6/5/2020          | 14.0            | 7.0           | 5/25/20 0:00   | 6/8/2020     | 14.5      | 47,376.87      | 202,577.30      | 385,120.92                  | 202,577.30            | 47,376.87           | 885,029.26                       | 885,029.26                   |
| 54       | 6/1/2020              | 6/14/2020     | 6/19/2020         | 14.0            | 7.0           | 6/8/20 0:00    | 6/21/2020    | 13.5      | 47,449.53      | 202,887.46      | 390,474.52                  | 202,887.46            | 47,449.53           | 891,148.50                       | 891,148.50                   |
| 55       | 6/15/2020             | 6/28/2020     | 7/2/2020          | 14.0            | 7.0           | 6/22/20 0:00   | 7/3/2020     | 11.5      | 47,848.15      | 204,592.07      | 396,059.94                  | 204,592.07            | 47,848.15           | 900,940.38                       | 900,940.38                   |
| 56       | N/A                   | N/A           | N/A               | 0.0             | 0.0           |                |              | 0.0       | 0.00           | 0.00            | 0.00                        | 0.00                  | 0.00                | 0.00                             | 0.00                         |
| 57       |                       |               |                   |                 |               |                |              |           |                |                 |                             |                       |                     |                                  |                              |
| 58       | Totals                |               |                   |                 |               |                |              |           | 1,246,795.89   | 5,266,045.71    | 10,247,071.94               | 5,266,047.29          | 1,246,696.55        | 23,272,657.38                    | 23,272,657.38                |
| 59       |                       |               |                   |                 |               |                |              |           |                |                 |                             |                       |                     |                                  |                              |
| 60       | Total Regular Payroll |               |                   |                 |               |                |              |           | 1,599,535.82   | 6,591,853.75    | 12,894,064.81               | 6,591,855.33          | 1,587,377.43        | 29,264,687.14                    | 29,264,687.14                |

SPS: Southwestern Public Service  
Federal Tax Deposit Calculation  
Third Quarter 2019

| Name                       | PP end Date | Paid | Called | Due  | OASDI Taxable | Medicare Taxable | Additional Med Taxable | OASDI Withheld | Medicare Withheld | Med W/hold | Adtl Med W/hold | OASDI Match  | Medicare Match | Federal Withheld | Federal Tax Deposit |
|----------------------------|-------------|------|--------|------|---------------|------------------|------------------------|----------------|-------------------|------------|-----------------|--------------|----------------|------------------|---------------------|
| <b>Biweekly Payroll</b>    | 6/30        | 7/5  | 7/5    | 7/8  | 3,266,267.84  | 3,266,267.84     | -                      | 202,508.84     | 47,360.79         | -          | -               | 202,508.84   | 47,360.79      | 385,332.15       | 885,071.41          |
| <b>Total Tax Paid</b>      |             | 7/5  | 7/5    | 7/8  | 3,266,267.84  | 3,266,267.84     | -                      | 202,508.84     | 47,360.79         | -          | -               | 202,508.84   | 47,360.79      | 385,332.15       | 885,071.41          |
| <b>ytd</b>                 |             |      |        |      | 60,892,558.22 | 62,323,635.09    | 882,107.65             | 3,775,327.81   | 903,690.06        | 7,938.97   | 7,938.97        | 3,775,327.81 | 903,692.59     | 7,592,740.35     | 16,958,728.39       |
| <b>Semimonthly Payroll</b> | 7/15        | 7/15 | 7/15   | 7/16 | 878,941.15    | 954,965.93       | 56,497.17              | 54,494.38      | 13,847.06         | 508.48     | 508.48          | 54,494.38    | 13,847.06      | 106,498.36       | 243,689.72          |
| <b>Total Tax Paid</b>      |             | 7/15 | 7/15   | 7/16 | 878,941.15    | 954,965.93       | 56,497.17              | 54,494.38      | 13,847.06         | 508.48     | 508.48          | 54,494.38    | 13,847.06      | 106,498.36       | 243,689.72          |
| <b>ytd</b>                 |             |      |        |      | 61,771,499.37 | 63,278,601.02    | 938,604.82             | 3,829,822.19   | 917,537.12        | 8,447.45   | 8,447.45        | 3,829,832.99 | 917,539.65     | 7,699,238.71     | 17,202,418.11       |
| <b>Biweekly Payroll</b>    | 7/14        | 7/19 | 7/19   | 7/22 | 3,395,831.40  | 3,395,831.40     | -                      | 210,541.55     | 49,239.85         | -          | -               | 210,541.55   | 49,239.85      | 404,994.68       | 924,557.48          |
| <b>BW offcycle</b>         | 7/14        | 7/19 | 7/19   | 7/22 | -7,181.08     | -7,181.08        | 0.00                   | -447.03        | -104.56           | 0.00       | 0.00            | -445.23      | -104.14        | -636.80          | -1,737.76           |
| <b>Total Tax Paid</b>      |             | 7/19 | 7/19   | 7/22 | 3,388,650.32  | 3,388,650.32     | 0.00                   | 210,094.52     | 49,135.29         | 0.00       | 0.00            | 210,096.32   | 49,135.71      | 404,357.88       | 922,819.72          |
| <b>ytd</b>                 |             |      |        |      | 65,160,149.69 | 66,667,251.34    | 938,604.82             | 4,039,916.71   | 966,672.41        | 8,447.45   | 8,447.45        | 4,039,929.31 | 966,675.36     | 8,103,596.59     | 18,125,237.83       |
| <b>Semimonthly Payroll</b> | 7/31        | 7/31 | 7/31   | 8/1  | 898,501.72    | 974,097.98       | 66,921.50              | 55,707.05      | 14,124.33         | 602.28     | 602.28          | 55,707.05    | 14,124.33      | 108,644.98       | 246,910.02          |
| <b>Monthly Payroll</b>     | 7/31        | 7/31 | 7/31   | 8/1  | 29.04         | 29.04            | 18,000.00              | 2,728.00       | 1,029.50          | 162.00     | 162.00          | 2,728.00     | 1,029.50       | 15,620.00        | 23,297.00           |
| <b>Monthly Imputed</b>     | 7/31        | 7/31 | 7/31   | 8/1  | 44,000.00     | 71,000.00        | 18,000.00              | 2,728.00       | 1,029.50          | 162.00     | 162.00          | 2,728.00     | 1,029.50       | 15,620.00        | 23,297.00           |
| <b>BW offcycle</b>         | 7/27        | 7/31 | 7/31   | 8/1  | 942,530.76    | 1,045,127.02     | 84,921.50              | 58,435.05      | 15,153.83         | 764.28     | 764.28          | 58,436.85    | 15,154.25      | 124,264.98       | 272,209.24          |
| <b>Total Tax Paid</b>      |             | 7/31 | 7/31   | 8/1  | 66,102,680.45 | 67,712,378.36    | 1,023,526.32           | 4,098,351.76   | 981,826.24        | 9,211.73   | 9,211.73        | 4,098,366.16 | 981,829.61     | 8,227,861.57     | 18,397,447.07       |
| <b>ytd</b>                 |             |      |        |      |               |                  |                        |                |                   |            |                 |              |                |                  |                     |
| <b>Biweekly Payroll</b>    | 7/27        | 8/2  | 8/2    | 8/5  | 3,316,993.09  | 3,316,993.09     | 0.00                   | 205,653.44     | 48,096.36         | 0.00       | 0.00            | 205,653.44   | 48,096.36      | 388,825.06       | 896,324.66          |
| <b>Total Tax Paid</b>      |             | 8/2  | 8/2    | 8/5  | 3,316,993.09  | 3,316,993.09     | 0.00                   | 205,653.44     | 48,096.36         | 0.00       | 0.00            | 205,653.44   | 48,096.36      | 388,825.06       | 896,324.66          |
| <b>ytd</b>                 |             |      |        |      | 69,419,673.54 | 71,029,371.45    | 1,023,526.32           | 4,304,005.20   | 1,029,922.60      | 9,211.73   | 9,211.73        | 4,304,019.60 | 1,029,925.97   | 8,616,686.63     | 19,293,771.73       |
| <b>Semimonthly Payroll</b> | 8/15        | 8/15 | 8/15   | 8/16 | 874,570.21    | 950,166.39       | 68,566.88              | 54,223.35      | 13,777.46         | 617.11     | 617.11          | 54,223.35    | 13,777.46      | 108,054.28       | 244,673.01          |
| <b>Total Tax Paid</b>      |             | 8/15 | 8/15   | 8/16 | 874,570.21    | 950,166.39       | 68,566.88              | 54,223.35      | 13,777.46         | 617.11     | 617.11          | 54,223.35    | 13,777.46      | 108,054.28       | 244,673.01          |
| <b>ytd</b>                 |             |      |        |      | 70,294,243.75 | 71,979,537.84    | 1,092,093.20           | 4,358,228.55   | 1,043,700.06      | 9,828.84   | 9,828.84        | 4,358,242.95 | 1,043,703.43   | 8,724,740.91     | 19,538,444.74       |
| <b>Biweekly Payroll</b>    | 8/11        | 8/16 | 8/16   | 8/19 | 3,386,898.16  | 3,389,234.02     | 0.00                   | 209,987.84     | 49,143.70         | 0.00       | 0.00            | 209,987.84   | 49,143.70      | 406,934.98       | 925,198.06          |
| <b>Total Tax Paid</b>      |             | 8/16 | 8/16   | 8/19 | 3,386,898.16  | 3,389,234.02     | 0.00                   | 209,987.84     | 49,143.70         | 0.00       | 0.00            | 209,987.84   | 49,143.70      | 406,934.98       | 925,198.06          |
| <b>ytd</b>                 |             |      |        |      | 73,681,141.91 | 75,368,771.86    | 1,092,093.20           | 4,568,216.39   | 1,092,843.76      | 9,828.84   | 9,828.84        | 4,568,230.79 | 1,092,847.13   | 9,131,675.89     | 20,463,642.80       |
| <b>Biweekly Payroll</b>    | 8/25        | 8/30 | 8/30   | 9/3  | 3,524,202.82  | 3,535,560.54     | 68,566.95              | 218,500.57     | 51,265.66         | 617.11     | 617.11          | 218,500.57   | 51,265.66      | 439,611.71       | 979,144.17          |
| <b>Semimonthly Payroll</b> | 8/30        | 8/30 | 8/30   | 9/3  | 876,508.41    | 953,731.82       | 68,566.95              | 54,343.60      | 13,829.15         | 617.11     | 617.11          | 54,343.60    | 13,829.15      | 109,700.96       | 246,663.57          |
| <b>Monthly Payroll</b>     | 8/30        | 8/30 | 8/30   | 9/3  | 29.04         | 29.04            | 18,000.00              | 2,728.00       | 1,029.50          | 162.00     | 162.00          | 2,728.00     | 1,029.50       | 15,620.00        | 23,297.00           |
| <b>Monthly Imputed</b>     | 8/30        | 8/30 | 8/30   | 9/3  | 4,406,711.23  | 4,495,292.36     | 68,566.95              | 273,216.17     | 65,181.81         | 617.11     | 617.11          | 273,216.17   | 65,181.81      | 550,632.67       | 1,228,045.74        |
| <b>SM offcycle</b>         | 9/15        | 8/30 | 8/30   | 9/3  | 4,406,711.23  | 4,495,292.36     | 68,566.95              | 273,216.17     | 65,181.81         | 617.11     | 617.11          | 273,216.17   | 65,181.81      | 550,632.67       | 1,228,045.74        |
| <b>Total Tax Paid</b>      |             | 8/30 | 8/30   | 9/3  | 78,087,853.14 | 79,864,064.22    | 1,160,660.15           | 4,841,432.56   | 1,159,025.57      | 10,445.95  | 10,445.95       | 4,841,446.96 | 1,158,028.94   | 9,682,308.56     | 21,691,688.54       |
| <b>ytd</b>                 |             |      |        |      |               |                  |                        |                |                   |            |                 |              |                |                  |                     |
| <b>Biweekly Payroll</b>    | 9/8         | 9/13 | 9/13   | 9/16 | 3,272,049.01  | 3,283,153.05     | 71,926.38              | 202,865.46     | 47,605.43         | 647.33     | 647.33          | 202,867.04   | 47,605.80      | 394,220.14       | 895,163.87          |
| <b>Semimonthly Payroll</b> | 9/15        | 9/15 | 9/15   | 9/16 | 852,654.57    | 935,098.70       | 71,926.38              | 52,864.61      | 13,558.76         | 647.33     | 647.33          | 52,864.61    | 13,558.76      | 105,990.09       | 239,484.16          |
| <b>Total Tax Paid</b>      |             | 9/13 | 9/13   | 9/16 | 4,124,703.58  | 4,218,251.75     | 71,926.38              | 255,730.07     | 61,164.19         | 647.33     | 647.33          | 255,731.65   | 61,164.56      | 500,210.23       | 1,134,648.03        |
| <b>ytd</b>                 |             |      |        |      | 82,212,556.72 | 84,082,315.97    | 1,232,586.53           | 5,097,162.63   | 1,219,189.76      | 11,093.28  | 11,093.28       | 5,097,178.61 | 1,219,193.50   | 10,182,518.79    | 22,826,336.57       |
| <b>Biweekly Payroll</b>    | 9/22        | 9/27 | 9/27   | 9/30 | 3,217,312.52  | 3,235,211.11     | 0.00                   | 199,473.18     | 46,910.25         | 0.00       | 0.00            | 199,473.18   | 46,910.25      | 383,307.95       | 876,074.81          |
| <b>Total Tax Paid</b>      |             | 9/27 | 9/27   | 9/30 | 3,217,312.52  | 3,235,211.11     | 0.00                   | 199,473.18     | 46,910.25         | 0.00       | 0.00            | 199,473.18   | 46,910.25      | 383,307.95       | 876,074.81          |
| <b>ytd</b>                 |             |      |        |      | 85,429,869.24 | 87,317,527.08    | 1,232,586.53           | 5,296,635.81   | 1,266,100.01      | 11,093.28  | 11,093.28       | 5,296,651.79 | 1,266,103.75   | 10,565,826.74    | 23,702,411.38       |

| SPS: Southwestern Public Service |                   |      |        |      |                  |                     |                           |                   |                      |               |                    |                |                   |                     |                           |
|----------------------------------|-------------------|------|--------|------|------------------|---------------------|---------------------------|-------------------|----------------------|---------------|--------------------|----------------|-------------------|---------------------|---------------------------|
| Federal Tax Deposit Calculation  |                   |      |        |      |                  |                     |                           |                   |                      |               |                    |                |                   |                     |                           |
| Third Quarter 2019               |                   |      |        |      |                  |                     |                           |                   |                      |               |                    |                |                   |                     |                           |
| Name                             | PP<br>end<br>Date | Paid | Called | Due  | OASDI<br>Taxable | Medicare<br>Taxable | Additional<br>Med Taxable | OASDI<br>Withheld | Medicare<br>Withheld | Med<br>W/hold | Adtl<br>Med W/hold | OASDI<br>Match | Medicare<br>Match | Federal<br>Withheld | Federal<br>Tax<br>Deposit |
| Semimonthly Payroll              | 9/30              | 9/30 | 9/30   | 10/1 | 847,858.41       | 931,666.91          | 75,596.26                 | 52,567.06         | 13,509.28            | 680.37        | 680.37             | 52,567.06      | 13,509.28         | 103,915.75          | 236,748.80                |
| Monthly Imputed                  | 9/30              | 9/30 | 9/30   | 10/1 | 29.04            | 29.04               |                           |                   |                      |               |                    | 1.80           | 0.42              |                     | 2.22                      |
| Monthly Payroll                  | 9/30              | 9/30 | 9/30   | 10/1 | 18,761.60        | 18,761.60           | 0.00                      | 1,163.22          | 272.04               | 0.00          | 0.00               | 1,163.22       | 272.04            | 3,903.59            | 6,774.11                  |
| SM addition                      | 9/27              | 9/30 | 9/30   | 10/1 | 866,649.05       | 950,457.55          | 75,596.26                 | 53,730.28         | 13,781.32            | 680.37        | 680.37             | 53,732.08      | 13,781.74         | 107,819.34          | 243,525.13                |
| Total Tax Paid<br>ytd            |                   |      |        |      | 86,296,518.29    | 88,267,984.63       | 1,308,182.79              | 5,350,366.09      | 1,279,881.33         | 11,773.65     | 11,773.65          | 5,350,383.87   | 1,279,885.49      | 10,673,646.08       | 23,945,936.51             |

| SPS: Southwestern Public Service<br>Federal Tax Deposit Calculation<br>Fourth Quarter 2019 |        |       |                  |                     |                           |                   |                      |            |            |                |                   |                     |                           |
|--|--------|-------|------------------|---------------------|---------------------------|-------------------|----------------------|------------|------------|----------------|-------------------|---------------------|---------------------------|
| PP<br>end<br>Date  | Called | Due   | OASDI<br>Taxable | Medicare<br>Taxable | Additional<br>Med Taxable | OASDI<br>Withheld | Medicare<br>Withheld | Med W/hold | Med W/hold | OASDI<br>Match | Medicare<br>Match | Federal<br>Withheld | Federal<br>Tax<br>Deposit |
|  |        |       | 86,296,518.29    | 88,267,984.63       | 1,308,182.79              | 5,350,366.09      | 1,279,881.33         | 11,773.65  | 11,773.65  | 5,350,363.87   | 1,279,885.49      | 10,673,646.08       | 23,945,936.51             |
| 10/6   | 10/11  | 10/14 | 3,277,399.05     | 3,293,617.41        | 0.00                      | 203,198.73        | 47,830.13            | 0.00       | 0.00       | 203,198.73     | 47,830.13         | 401,276.70          | 903,334.42                |
| 10/15  | 10/11  | 10/14 | 572.40           | 572.40              | 0.00                      | 203,234.22        | 47,838.43            | 0.00       | 0.00       | 203,234.22     | 47,838.43         | 26.47               | 114.05                    |
|  | 10/11  | 10/14 | 3,277,971.45     | 3,295,189.81        | 0.00                      | 203,234.22        | 47,838.43            | 0.00       | 0.00       | 203,234.22     | 47,838.43         | 401,303.17          | 903,448.47                |
|  |        |       | 89,574,489.74    | 91,567,174.44       | 1,308,182.79              | 5,553,600.31      | 1,327,719.76         | 11,773.65  | 11,773.65  | 5,553,618.09   | 1,327,723.92      | 11,074,949.25       | 24,849,384.98             |
| 10/15  | 10/15  | 10/16 | 832,869.81       | 938,186.90          | 75,596.18                 | 51,637.99         | 13,603.79            | 680.36     | 680.36     | 51,637.99      | 13,603.79         | 105,504.48          | 236,668.40                |
| 10/15  | 10/15  | 10/16 | 832,869.81       | 938,186.90          | 75,596.18                 | 51,637.99         | 13,603.79            | 680.36     | 680.36     | 51,637.99      | 13,603.79         | 105,504.48          | 236,668.40                |
|  |        |       | 90,407,359.55    | 92,505,361.34       | 1,383,778.97              | 5,605,238.30      | 1,341,323.55         | 12,454.01  | 12,454.01  | 5,605,256.08   | 1,341,327.71      | 11,180,453.73       | 25,086,053.38             |
| 10/20  | 10/25  | 10/28 | 3,227,800.38     | 3,280,678.68        | -                         | 200,123.85        | 47,569.90            | -          | -          | 200,123.85     | 47,569.90         | 385,007.87          | 880,395.37                |
| 10/25  | 10/25  | 10/28 | 3,227,800.38     | 3,280,678.68        | -                         | 200,123.85        | 47,569.90            | -          | -          | 200,123.85     | 47,569.90         | 385,007.87          | 880,395.37                |
|  |        |       | 93,635,159.93    | 95,786,040.02       | 1,383,778.97              | 5,805,362.15      | 1,388,893.45         | 12,454.01  | 12,454.01  | 5,805,379.93   | 1,388,897.61      | 11,565,461.60       | 25,966,448.75             |
| 10/31  | 10/31  | 11/1  | 829,346.96       | 946,446.83          | 75,596.26                 | 51,419.53         | 13,723.46            | 680.36     | 680.36     | 51,419.53      | 13,723.46         | 106,553.11          | 237,519.45                |
| 10/31  | 10/31  | 11/1  | 829,346.96       | 946,446.83          | 75,596.26                 | 51,419.53         | 13,723.46            | 680.36     | 680.36     | 51,419.53      | 13,723.46         | 106,553.11          | 237,519.45                |
| 10/31  | 10/31  | 11/1  | 29.04            | 29.04               | -                         | 1.80              | 0.42                 | -          | -          | 1.80           | 0.42              | -                   | 2.22                      |
| 10/31  | 10/31  | 11/1  | 29.04            | 29.04               | -                         | 1.80              | 0.42                 | -          | -          | 1.80           | 0.42              | -                   | 2.22                      |
| 10/30  | 10/31  | 11/1  | 41,000.00        | 45,000.00           | 75,596.26                 | 53,961.53         | 652.80               | 680.36     | 680.36     | 53,963.33      | 14,376.68         | 116,453.11          | 253,811.27                |
| 10/31  | 10/31  | 11/1  | 870,376.00       | 991,475.87          | 1,459,375.23              | 5,659,323.68      | 1,403,269.71         | 13,134.37  | 13,134.37  | 5,659,343.26   | 1,403,274.29      | 11,681,914.71       | 26,220,260.02             |
|  |        |       | 94,505,535.93    | 96,777,515.89       | 1,459,375.23              | 5,659,323.68      | 1,403,269.71         | 13,134.37  | 13,134.37  | 5,659,343.26   | 1,403,274.29      | 11,681,914.71       | 26,220,260.02             |
| 11/3   | 11/8   | 11/1  | 3,094,026.67     | 3,212,089.45        | 1,459,375.23              | 6,051,153.32      | 1,449,846.10         | 13,134.37  | 13,134.37  | 6,051,172.90   | 1,449,849.68      | 12,062,294.66       | 27,077,450.03             |
| 11/8   | 11/8   | 11/1  | 3,094,026.67     | 3,212,089.45        | 1,459,375.23              | 6,051,153.32      | 1,449,846.10         | 13,134.37  | 13,134.37  | 6,051,172.90   | 1,449,849.68      | 12,062,294.66       | 27,077,450.03             |
| 11/15  | 11/15  | 11/18 | 866,498.89       | 1,010,512.86        | 84,829.18                 | 53,722.85         | 14,652.04            | 763.48     | 763.48     | 53,722.85      | 14,652.04         | 114,692.79          | 252,206.05                |
| 11/15  | 11/15  | 11/18 | 866,498.89       | 1,010,512.86        | 84,829.18                 | 53,722.85         | 14,652.04            | 763.48     | 763.48     | 53,722.85      | 14,652.04         | 114,692.79          | 252,206.05                |
|  |        |       | 98,466,061.49    | 101,000,118.20      | 1,544,204.41              | 6,104,876.17      | 1,464,497.14         | 13,897.85  | 13,897.85  | 6,104,895.75   | 1,464,501.72      | 12,176,987.45       | 27,329,656.08             |
| 11/16  | 11/22  | 11/25 | 3,153,294.37     | 3,331,165.95        | -                         | 195,504.15        | 48,301.85            | -          | -          | 195,504.15     | 48,301.85         | 402,690.00          | 890,302.00                |
| 11/22  | 11/22  | 11/25 | 3,153,294.37     | 3,331,165.95        | -                         | 195,504.15        | 48,301.85            | -          | -          | 195,504.15     | 48,301.85         | 402,690.00          | 890,302.00                |
|  |        |       | 101,619,355.86   | 104,331,284.15      | 1,544,204.41              | 6,300,380.32      | 1,512,798.99         | 13,897.85  | 13,897.85  | 6,300,399.90   | 1,512,803.57      | 12,579,677.45       | 28,219,958.08             |
| 11/30  | 11/29  | 12/2  | 829,954.68       | 993,650.46          | 85,303.39                 | 51,457.22         | 14,407.96            | 767.72     | 767.72     | 51,457.22      | 14,407.96         | 113,727.70          | 246,225.78                |
| 11/29  | 11/29  | 12/2  | 829,954.68       | 993,650.46          | 85,303.39                 | 51,457.22         | 14,407.96            | 767.72     | 767.72     | 51,457.22      | 14,407.96         | 113,727.70          | 246,225.78                |
| 11/30  | 11/29  | 12/2  | 142,683.17       | 146,400.00          | -                         | 8,846.36          | 2,122.80             | -          | -          | 8,846.36       | 2,122.80          | 31,988.00           | 53,926.32                 |
| 11/30  | 11/29  | 12/2  | 142,683.17       | 146,400.00          | -                         | 8,846.36          | 2,122.80             | -          | -          | 8,846.36       | 2,122.80          | 31,988.00           | 53,926.32                 |
| 11/30  | 11/29  | 12/2  | 29.04            | 29.04               | -                         | 1.81              | 0.42                 | -          | -          | 1.81           | 0.42              | -                   | 2.23                      |
| 11/30  | 11/29  | 12/2  | 29.04            | 29.04               | -                         | 1.81              | 0.42                 | -          | -          | 1.81           | 0.42              | -                   | 2.23                      |
| 11/30  | 11/29  | 12/2  | 972,626.09       | 1,140,079.50        | 85,303.39                 | 60,303.58         | 16,530.76            | 767.72     | 767.72     | 60,303.58      | 16,531.18         | 145,715.70          | 300,154.33                |
| 11/29  | 11/29  | 12/2  | 972,626.09       | 1,140,079.50        | 85,303.39                 | 60,303.58         | 16,530.76            | 767.72     | 767.72     | 60,303.58      | 16,531.18         | 145,715.70          | 300,154.33                |
|  |        |       | 102,592,022.95   | 105,471,363.65      | 1,629,507.80              | 6,360,683.90      | 1,529,329.75         | 14,665.57  | 14,665.57  | 6,360,705.29   | 1,529,334.75      | 12,725,393.15       | 28,520,112.41             |
| 11/30  | 12/6   | 12/9  | 3,093,914.30     | 3,350,078.42        | 2,114.03                  | 191,822.77        | 48,575.98            | 19.03      | 19.03      | 191,822.77     | 48,575.98         | 403,897.16          | 884,713.69                |
| 12/6   | 12/6   | 12/9  | 3,093,914.30     | 3,350,078.42        | 2,114.03                  | 191,822.77        | 48,575.98            | 19.03      | 19.03      | 191,822.77     | 48,575.98         | 403,897.16          | 884,713.69                |
|  |        |       | 105,685,937.25   | 108,821,442.07      | 1,631,621.83              | 6,552,906.67      | 1,577,905.73         | 14,684.60  | 14,684.60  | 6,552,928.06   | 1,577,910.73      | 13,129,290.31       | 29,404,826.10             |
| 12/13  | 12/13  | 12/16 | 787,284.51       | 988,136.95          | 101,171.85                | 48,811.73         | 14,328.09            | 910.54     | 910.54     | 48,811.73      | 14,328.09         | 111,056.42          | 238,246.60                |
| 12/13  | 12/13  | 12/16 | 787,284.51       | 988,136.95          | 101,171.85                | 48,811.73         | 14,328.09            | 910.54     | 910.54     | 48,811.73      | 14,328.09         | 111,056.42          | 238,246.60                |
|  |        |       | 106,473,221.76   | 109,809,579.02      | 1,732,793.68              | 6,601,318.40      | 1,592,233.82         | 15,595.14  | 15,595.14  | 6,601,339.79   | 1,592,238.82      | 13,240,346.73       | 29,643,072.70             |
| 12/15  | 12/20  | 12/23 | 2,977,110.44     | 3,351,038.30        | 8,964.32                  | 184,580.74        | 48,590.10            | 80.68      | 80.68      | 184,580.74     | 48,590.10         | 396,788.22          | 863,210.58                |
| 12/20  | 12/20  | 12/23 | 2,977,110.44     | 3,351,038.30        | 8,964.32                  | 184,580.74        | 48,590.10            | 80.68      | 80.68      | 184,580.74     | 48,590.10         | 396,788.22          | 863,210.58                |
|  |        |       | 109,450,332.20   | 113,160,617.32      | 1,741,758.00              | 6,785,899.14      | 1,640,823.92         | 15,675.82  | 15,675.82  | 6,785,920.53   | 1,640,828.92      | 13,637,134.95       | 30,506,283.28             |

| SPS: Southwestern Public Service |             |           |             |          |                |                  |                        |                |                   |            |      |              |                |                  |                     |
|----------------------------------|-------------|-----------|-------------|----------|----------------|------------------|------------------------|----------------|-------------------|------------|------|--------------|----------------|------------------|---------------------|
| Federal Tax Deposit Calculation  |             |           |             |          |                |                  |                        |                |                   |            |      |              |                |                  |                     |
| Fourth Quarter 2019              |             |           |             |          |                |                  |                        |                |                   |            |      |              |                |                  |                     |
| Name                             | PP end Date | Paid Date | Called Date | Due Date | OASDI Taxable  | Medicare Taxable | Additional Med Taxable | OASDI Withheld | Medicare Withheld | Med W/hold | Addr | OASDI Match  | Medicare Match | Federal Withheld | Federal Tax Deposit |
| Semi Monthly Payroll             | 12/31       | 12/31     | 12/31       | 1/2      | 752,319.61     | 993,716.99       | 101,171.93             | 46,643.69      | 14,408.85         | 910.55     |      | 46,643.69    | 14,408.85      | 112,579.18       | 235,594.81          |
| Monthly Payroll                  | 12/31       | 12/31     | 12/31       | 1/2      |                |                  |                        |                |                   |            |      |              |                |                  |                     |
| Monthly Imputed Payroll          | 12/31       | 12/31     | 12/31       | 1/2      | 29.04          | 29.04            | 0.00                   | 1,491.10       | 587.98            | 0.00       |      | 1,491.10     | 587.98         | 8,708.94         | 12,867.10           |
| SM addition                      | 12/31       | 12/30     | 12/31       | 1/2      | 24,050.00      | 40,550.00        | 101,171.93             | 48,134.79      | 14,996.83         | 910.55     |      | 48,136.59    | 14,997.25      | 121,288.12       | 248,464.13          |
| Total Tax Paid                   |             | 12/31     | 12/31       | 1/2      | 776,398.65     | 1,034,296.03     | 101,171.93             | 48,134.79      | 14,996.83         | 910.55     |      | 48,136.59    | 14,997.25      | 121,288.12       | 248,464.13          |
| YTD                              |             |           |             |          | 110,226,730.85 | 114,194,913.35   | 1,842,929.93           | 6,834,033.93   | 1,655,820.75      | 16,586.37  |      | 6,834,057.12 | 1,655,826.17   | 13,758,423.07    | 30,754,747.41       |

| SPS: Southwestern Public Service<br>Federal Tax Deposit Calculation |             |      |        |      |               |                  |                        |                |                   |            |              |                |                  |                     |
|---|-------------|------|--------|------|---------------|------------------|------------------------|----------------|-------------------|------------|--------------|----------------|------------------|---------------------|
| First Quarter 2020  |             |      |        |      |               |                  |                        |                |                   |            |              |                |                  |                     |
| Name  | PP end Date | Paid | Called | Due  | OASDI Taxable | Medicare Taxable | Additional Med Taxable | OASDI Withheld | Medicare Withheld | Med W/hold | OASDI Match  | Medicare Match | Federal Withheld | Federal Tax Deposit |
| Biweekly Payroll  | 1/1         | 1/3  | 1/3    | 1/6  | 3,176,939.14  | 3,176,939.14     | -                      | 196,970.21     | 46,065.65         | -          | 196,970.21   | 46,065.65      | 366,297.17       | 852,368.89          |
| Total Tax Paid  |             | 1/3  | 1/3    | 1/6  | 3,176,939.14  | 3,176,939.14     | -                      | 196,970.21     | 46,065.65         | -          | 196,970.21   | 46,065.65      | 366,297.17       | 852,368.89          |
| Semimonthly Payroll   | 1/15        | 1/15 | 1/15   | 1/16 | 968,117.67    | 968,117.67       | -                      | 60,023.40      | 14,037.63         | -          | 60,023.40    | 14,037.63      | 107,266.80       | 258,388.86          |
| Total Tax Paid  |             | 1/15 | 1/15   | 1/16 | 968,117.67    | 968,117.67       | -                      | 60,023.40      | 14,037.63         | -          | 60,023.40    | 14,037.63      | 107,266.80       | 258,388.86          |
| Ytd   |             |      |        |      | 4,145,056.81  | 4,145,056.81     | -                      | 256,993.61     | 60,103.28         | -          | 256,993.61   | 60,103.28      | 473,563.97       | 1,107,757.75        |
| Biweekly Payroll  | 1/11        | 1/17 | 1/17   | 1/18 | 3,212,710.50  | 3,212,710.50     | -                      | 199,188.05     | 46,584.25         | -          | 199,188.05   | 46,584.25      | 371,957.95       | 863,502.55          |
| Total Tax Paid  |             | 1/17 | 1/17   | 1/18 | 3,212,710.50  | 3,212,710.50     | -                      | 199,188.05     | 46,584.25         | -          | 199,188.05   | 46,584.25      | 371,957.95       | 863,502.55          |
| Ytd   |             |      |        |      | 7,357,767.31  | 7,357,767.31     | -                      | 456,181.66     | 106,687.53        | -          | 456,181.66   | 106,687.53     | 845,521.92       | 1,971,260.30        |
| Biweekly Payroll  | 1/26        | 1/31 | 1/31   | 2/3  | 3,435,678.14  | 3,435,678.14     | -                      | 213,012.20     | 49,817.36         | -          | 213,012.20   | 49,817.36      | 415,314.65       | 940,973.77          |
| Semimonthly Payroll   | 1/31        | 1/31 | 1/31   | 2/3  | 966,375.05    | 966,375.05       | -                      | 59,915.14      | 14,012.52         | -          | 59,915.14    | 14,012.52      | 105,898.96       | 253,754.28          |
| Monthly Imputed   | 1/31        | 1/31 | 1/31   | 2/3  | -             | -                | -                      | -              | -                 | -          | -            | -              | -                | 4.27                |
| SM addition   | 1/31        | 1/31 | 1/31   | 2/3  | 88,000.00     | 88,000.00        | -                      | 5,456.00       | 1,276.00          | -          | 5,456.00     | 1,276.00       | 19,360.00        | 32,824.00           |
| Total Tax Paid  |             | 1/31 | 1/31   | 2/3  | 4,490,109.07  | 4,490,109.07     | -                      | 278,383.34     | 65,105.88         | -          | 278,383.34   | 65,105.88      | 540,573.61       | 1,227,556.32        |
| Ytd   |             |      |        |      | 11,847,876.38 | 11,847,876.38    | -                      | 734,565.00     | 171,793.41        | -          | 734,565.00   | 171,793.41     | 1,386,096.53     | 3,198,816.62        |
| Biweekly Payroll  | 2/8         | 2/14 | 2/14   | 2/18 | 3,327,604.87  | 3,327,604.87     | -                      | 206,311.46     | 48,250.15         | -          | 206,311.46   | 48,250.15      | 401,934.73       | 911,057.95          |
| Semimonthly Payroll   | 2/14        | 2/14 | 2/14   | 2/18 | 1,011,606.56  | 1,011,606.56     | -                      | 62,719.68      | 14,668.25         | -          | 62,719.68    | 14,668.25      | 116,447.95       | 271,223.81          |
| Total Tax Paid  |             | 2/14 | 2/14   | 2/18 | 4,339,211.43  | 4,339,211.43     | -                      | 269,031.14     | 62,918.40         | -          | 269,031.14   | 62,918.40      | 518,382.68       | 1,182,281.76        |
| Ytd   |             |      |        |      | 16,187,087.81 | 16,187,087.81    | -                      | 1,003,596.14   | 234,711.81        | -          | 1,003,596.14 | 234,711.81     | 1,904,478.21     | 4,381,098.38        |
| LTI   | 2/21        | 2/21 | 2/21   | 2/24 | 101,010.27    | 818,301.86       | 654,991.59             | 6,262.64       | 11,865.38         | 5,894.92   | 6,262.64     | 11,865.38      | 119,679.67       | 161,830.63          |
| Total Tax Paid  |             | 2/21 | 2/21   | 2/24 | 101,010.27    | 818,301.86       | 654,991.59             | 6,262.64       | 11,865.38         | 5,894.92   | 6,262.64     | 11,865.38      | 119,679.67       | 161,830.63          |
| Ytd   |             |      |        |      | 16,288,098.08 | 17,005,389.67    | 654,991.59             | 1,009,858.78   | 246,577.19        | 5,894.92   | 1,009,862.24 | 246,578.00     | 2,024,157.88     | 4,542,929.01        |
| LTI   | 2/24        | 2/24 | 2/24   | 2/25 | 726,017.36    | 758,787.91       | -                      | 45,013.09      | 11,002.43         | -          | 45,013.09    | 11,002.43      | 166,933.34       | 278,964.38          |
| Total Tax Paid  |             | 2/24 | 2/24   | 2/25 | 726,017.36    | 758,787.91       | -                      | 45,013.09      | 11,002.43         | -          | 45,013.09    | 11,002.43      | 166,933.34       | 278,964.38          |
| Ytd   |             |      |        |      | 17,014,115.44 | 17,764,177.58    | 654,991.59             | 1,054,871.87   | 257,579.62        | 5,894.92   | 1,054,875.33 | 257,580.43     | 2,191,091.22     | 4,821,893.39        |
| Biweekly Payroll  | 2/23        | 2/28 | 2/28   | 3/2  | 3,367,719.99  | 3,367,719.99     | -                      | 208,798.53     | 48,832.14         | -          | 208,798.53   | 48,832.14      | 406,408.92       | 921,670.26          |
| Semimonthly Payroll   | 02/28       | 2/28 | 2/28   | 3/2  | 920,920.23    | 955,382.03       | 12,229.91              | 57,096.96      | 13,853.09         | 110.07     | 57,096.96    | 13,853.09      | 104,180.52       | 246,190.69          |
| Monthly Imputed   | 02/28       | 2/28 | 2/28   | 3/2  | -             | 55.88            | -                      | -              | -                 | -          | -            | -              | -                | 4.28                |
| SM addition   | 2/19        | 2/28 | 2/28   | 3/2  | 10,000.00     | 10,000.00        | -                      | 620.00         | 145.00            | -          | 620.00       | 145.00         | 2,200.00         | 3,730.00            |
| Total Tax Paid  |             | 2/28 | 2/28   | 3/2  | 4,298,696.10  | 4,333,157.90     | 12,229.91              | 266,515.49     | 62,830.23         | 110.07     | 266,518.96   | 62,831.04      | 512,789.44       | 1,171,595.23        |
| Ytd   |             |      |        |      | 21,312,811.54 | 22,097,335.48    | 667,221.50             | 1,321,387.36   | 320,409.85        | 6,004.99   | 1,321,394.29 | 320,411.47     | 2,703,880.66     | 5,993,488.62        |
| LTI   | 2/28        | 3/2  | 3/2    | 3/3  | -             | 20,758.61        | 20,758.61              | -              | 301.00            | 186.83     | -            | 301.00         | 4,566.89         | 5,355.72            |
| Total Tax Paid  |             | 3/2  | 3/2    | 3/3  | -             | 20,758.61        | 20,758.61              | -              | 301.00            | 186.83     | -            | 301.00         | 4,566.89         | 5,355.72            |
| Ytd   |             |      |        |      | 21,312,811.54 | 22,118,094.09    | 687,980.11             | 1,321,387.36   | 320,710.85        | 6,191.82   | 1,321,394.29 | 320,712.47     | 2,708,447.55     | 5,998,844.34        |
| LTI   | 3/6         | 3/6  | 3/6    | 3/9  | 2,128,378.92  | 2,334,380.64     | 24,706.34              | 131,959.45     | 33,848.50         | 222.36     | 131,959.45   | 33,848.50      | 509,286.70       | 841,124.96          |
| Total Tax Paid  |             | 3/6  | 3/6    | 3/9  | 2,128,378.92  | 2,334,380.64     | 24,706.34              | 131,959.45     | 33,848.50         | 222.36     | 131,959.45   | 33,848.50      | 509,286.70       | 841,124.96          |
| Ytd   |             |      |        |      | 23,441,190.46 | 24,452,474.73    | 712,686.45             | 1,453,346.81   | 354,559.35        | 6,414.18   | 1,453,353.74 | 354,560.97     | 3,217,734.25     | 6,839,969.30        |
| Biweekly Payroll  | 3/8         | 3/13 | 3/13   | 3/16 | 3,475,204.39  | 3,475,204.39     | -                      | 215,462.62     | 50,390.24         | -          | 215,462.62   | 50,390.24      | 427,794.58       | 959,500.30          |
| Semimonthly Payroll   | 3/15        | 3/13 | 3/13   | 3/16 | 896,293.23    | 977,963.86       | 50,980.31              | 55,570.20      | 14,180.58         | 458.83     | 55,570.20    | 14,180.58      | 109,631.69       | 249,592.08          |
| LTI   | 2/28        | 3/2  | 3/2    | 3/3  | -             | -                | -                      | -              | -                 | -          | -            | -              | (4,566.89)       | (5,355.72)          |
| SM addition   | 3/15        | 3/13 | 3/13   | 3/16 | 5,000.00      | 5,000.00         | -                      | 310.00         | 72.50             | -          | 310.00       | 72.50          | 1,100.00         | 1,865.00            |

| SPS: Southwestern Public Service |             |             |             |             |                     |                     |                        |                   |                   |               |                   |                  |                   |                     |
|----------------------------------|-------------|-------------|-------------|-------------|---------------------|---------------------|------------------------|-------------------|-------------------|---------------|-------------------|------------------|-------------------|---------------------|
| Federal Tax Deposit Calculation  |             |             |             |             |                     |                     |                        |                   |                   |               |                   |                  |                   |                     |
| First Quarter 2020               |             |             |             |             |                     |                     |                        |                   |                   |               |                   |                  |                   |                     |
| Name                             | PP end Date | Paid        | Called      | Due         | OASDI Taxable       | Medicare Taxable    | Additional Med Taxable | OASDI Withheld    | Medicare Withheld | Med W/hold    | OASDI Match       | Medicare Match   | Federal Withheld  | Federal Tax Deposit |
| <b>Total Tax Paid</b>            |             | <b>3/13</b> | <b>3/13</b> | <b>3/16</b> | <b>4,376,497.62</b> | <b>4,437,409.64</b> | <b>30,221.70</b>       | <b>271,342.82</b> | <b>64,342.32</b>  | <b>272.00</b> | <b>271,342.82</b> | <b>64,342.32</b> | <b>533,959.38</b> | <b>1,205,601.66</b> |
| ytd                              |             |             |             |             | 27,817,688.08       | 28,889,884.37       | 742,908.15             | 1,724,689.63      | 418,901.67        | 6,686.18      | 1,724,689.63      | 418,903.29       | 3,751,693.63      | 8,045,570.96        |
| <b>Biweekly Payroll</b>          | <b>3/22</b> | <b>3/27</b> | <b>3/27</b> | <b>3/30</b> | <b>3,414,071.18</b> | <b>3,414,071.18</b> |                        | <b>211,672.69</b> | <b>49,504.28</b>  |               | <b>211,672.69</b> | <b>49,504.28</b> | <b>413,450.20</b> | <b>935,804.14</b>   |
| <b>SM offcycle</b>               | <b>3/31</b> | <b>3/27</b> | <b>3/27</b> | <b>3/30</b> | <b>10,000.00</b>    | <b>10,000.00</b>    |                        | <b>620.00</b>     | <b>145.00</b>     |               | <b>620.00</b>     | <b>145.00</b>    | <b>2,200.00</b>   | <b>3,730.00</b>     |
| <b>Total Tax Paid</b>            |             | <b>3/27</b> | <b>3/27</b> | <b>3/30</b> | <b>3,424,071.18</b> | <b>3,424,071.18</b> |                        | <b>212,292.69</b> | <b>49,649.28</b>  |               | <b>212,292.69</b> | <b>49,649.28</b> | <b>415,650.20</b> | <b>939,534.14</b>   |
| ytd                              |             |             |             |             | 31,241,759.26       | 32,313,955.55       | 742,908.15             | 1,936,982.32      | 468,550.95        | 6,686.18      | 1,936,989.25      | 468,552.57       | 4,167,343.83      | 8,985,105.10        |
| <b>Semimonthly Payroll</b>       | <b>3/31</b> | <b>3/31</b> | <b>3/31</b> | <b>4/1</b>  | <b>926,967.02</b>   | <b>1,001,775.41</b> | <b>37,095.67</b>       | <b>57,471.96</b>  | <b>14,525.66</b>  | <b>333.85</b> | <b>57,471.96</b>  | <b>14,525.66</b> | <b>111,943.83</b> | <b>256,272.92</b>   |
| <b>Monthly Payroll</b>           | <b>3/31</b> | <b>3/31</b> | <b>3/31</b> | <b>4/1</b>  |                     |                     |                        |                   |                   |               |                   |                  |                   |                     |
| <b>Monthly Imputed</b>           | <b>3/31</b> | <b>3/31</b> | <b>3/31</b> | <b>4/1</b>  | <b>55.88</b>        | <b>55.88</b>        |                        |                   |                   |               | <b>3.46</b>       | <b>0.81</b>      |                   | <b>4.27</b>         |
| <b>Total Tax Paid</b>            |             | <b>3/31</b> | <b>3/31</b> | <b>4/1</b>  | <b>927,022.90</b>   | <b>1,001,831.29</b> | <b>37,095.67</b>       | <b>57,471.96</b>  | <b>14,525.66</b>  | <b>333.85</b> | <b>57,471.96</b>  | <b>14,526.47</b> | <b>111,943.83</b> | <b>256,277.19</b>   |
| ytd                              |             |             |             |             | 32,166,782.16       | 33,315,786.84       | 780,003.82             | 1,994,454.28      | 483,076.61        | 7,020.03      | 1,994,464.67      | 483,079.04       | 4,279,287.66      | 9,241,382.29        |



SPS: Southwestern Public Service  
Federal Tax Deposit Calculation  
Second Quarter 2020

| Name                         | PP end Date | Paid | Called | Due  | OASDI Taxable | Medicare Taxable | Additional Med Taxable | OASDI Withheld | Medicare Withheld | Med Withheld | Med Withheld | OASDI Match | Medicare Match | Federal Withheld | Federal Tax Deposit |
|------------------------------|-------------|------|--------|------|---------------|------------------|------------------------|----------------|-------------------|--------------|--------------|-------------|----------------|------------------|---------------------|
| yd                           |             |      |        |      | 32,168,782.16 | 33,315,786.84    | 780,003.82             | 1,994,454.28   | 483,076.61        | 7,020.03     | 1,994,464.67 | 483,079.04  | 4,279,287.66   | 9,241,382.29     |                     |
| <b>Biweekly Payroll</b>      | 4/4         | 4/10 | 4/10   | 4/13 | 3,222,301.25  | 3,222,301.25     | -                      | 199,782.49     | 46,723.30         | 199,782.49   | 46,723.30    | 375,204.01  | 868,215.59     |                  |                     |
| <b>Total Tax Paid</b>        | yd          | 4/10 | 4/10   | 4/13 | 35,391,083.41 | 36,538,088.09    | 780,003.82             | 2,194,236.77   | 529,799.91        | 7,020.03     | 2,194,247.16 | 529,802.34  | 4,654,491.67   | 10,109,597.88    |                     |
| <b>Seminomonthly Payroll</b> | 4/15        | 4/15 | 4/15   | 4/16 | 906,748.42    | 982,763.46       | 35,123.66              | 56,218.26      | 14,250.06         | 316.12       | 56,218.26    | 14,250.06   | 108,992.55     | 250,245.31       |                     |
| <b>Total Tax Paid</b>        | yd          | 4/15 | 4/15   | 4/16 | 906,748.42    | 982,763.46       | 35,123.66              | 56,218.26      | 14,250.06         | 316.12       | 56,218.26    | 14,250.06   | 108,992.55     | 250,245.31       |                     |
| <b>Biweekly Payroll</b>      | 4/19        | 4/24 | 4/24   | 4/27 | 3,223,823.26  | 3,223,823.26     | -                      | 199,877.14     | 46,745.39         | 199,877.14   | 46,745.39    | 379,606.59  | 872,851.65     |                  |                     |
| <b>BW offcycle</b>           | 4/24        | 4/24 | 4/24   | 4/27 | 209.26        | 534.26           | -                      | 9.50           | 6.94              | -            | 12.97        | 7.75        | 225.24         | 262.40           |                     |
| <b>Total Tax Paid</b>        | yd          | 4/24 | 4/24   | 4/27 | 3,224,032.52  | 3,224,357.52     | -                      | 199,886.64     | 46,752.33         | -            | 199,890.11   | 46,753.14   | 379,831.83     | 873,114.05       |                     |
| <b>Biweekly Payroll</b>      | 4/30        | 4/30 | 4/30   | 5/1  | 917,929.05    | 996,744.23       | 39,898.40              | 56,911.67      | 14,452.84         | 359.08       | 56,911.67    | 14,452.84   | 111,752.98     | 254,841.08       |                     |
| <b>Monthly Payroll</b>       | 4/30        | 4/30 | 4/30   | 5/1  | 194.12        | 194.12           | -                      | 15.50          | 3.62              | -            | 12.03        | 2.81        | -              | 33.96            |                     |
| <b>Monthly Imputed</b>       | 4/30        | 4/30 | 4/30   | 5/1  | 55.88         | 55.88            | -                      | -              | -                 | -            | -            | 0.81        | 4.28           | 4.28             |                     |
| <b>Total Tax Paid</b>        | yd          | 4/30 | 4/30   | 5/1  | 918,179.05    | 996,994.23       | 39,898.40              | 56,927.17      | 14,456.46         | 359.08       | 56,927.17    | 14,456.46   | 111,752.98     | 254,879.32       |                     |
| <b>Biweekly Payroll</b>      | 5/3         | 5/7  | 5/8    | 5/11 | 3,210,107.57  | 3,210,107.57     | 855,025.88             | 2,507,268.84   | 605,258.76        | 7,695.23     | 2,507,282.70 | 605,262.00  | 5,255,069.03   | 11,487,836.56    |                     |
| <b>Total Tax Paid</b>        | yd          | 5/7  | 5/8    | 5/11 | 3,210,107.57  | 3,210,107.57     | -                      | 199,026.63     | 46,546.52         | -            | 199,026.63   | 46,546.52   | 376,271.19     | 867,417.49       |                     |
| <b>Biweekly Payroll</b>      | 5/15        | 5/15 | 5/15   | 5/18 | 935,589.80    | 1,022,104.98     | 55,227.45              | 58,006.57      | 14,820.50         | 497.04       | 58,006.57    | 14,820.50   | 117,421.68     | 263,572.86       |                     |
| <b>Total Tax Paid</b>        | yd          | 5/15 | 5/15   | 5/18 | 935,589.80    | 1,022,104.98     | 55,227.45              | 58,006.57      | 14,820.50         | 497.04       | 58,006.57    | 14,820.50   | 117,421.68     | 263,572.86       |                     |
| <b>Biweekly Payroll</b>      | 5/17        | 5/22 | 5/22   | 5/26 | 3,093,630.05  | 3,093,630.05     | 855,025.88             | 2,706,295.47   | 651,808.52        | 7,695.23     | 2,706,309.33 | 651,808.52  | 5,748,761.90   | 12,618,826.91    |                     |
| <b>Total Tax Paid</b>        | yd          | 5/22 | 5/22   | 5/26 | 3,093,630.05  | 3,093,630.05     | -                      | 191,804.94     | 44,857.75         | -            | 191,804.94   | 44,857.75   | 353,242.15     | 826,567.53       |                     |
| <b>Seminomonthly Payroll</b> | 5/31        | 5/29 | 5/29   | 5/31 | 925,653.94    | 1,004,169.12     | 54,394.65              | 57,390.56      | 14,560.33         | 489.55       | 57,390.56    | 14,560.33   | 113,166.96     | 257,558.29       |                     |
| <b>Monthly Payroll</b>       | 5/31        | 5/29 | 5/29   | 5/31 | 55.88         | 55.88            | -                      | -              | -                 | -            | -            | -           | -              | -                |                     |
| <b>Monthly Imputed</b>       | 5/31        | 5/29 | 5/29   | 5/31 | 1,157.39      | 1,157.39         | 0.00                   | 71.75          | 16.79             | 0.00         | 71.75        | 16.79       | 25.20          | 4.27             |                     |
| <b>Total Tax Paid</b>        | yd          | 5/29 | 5/29   | 5/31 | 926,867.21    | 1,005,382.29     | 54,394.65              | 57,462.31      | 14,577.12         | 489.55       | 57,465.77    | 14,577.93   | 113,192.16     | 257,764.84       |                     |
| <b>Biweekly Payroll</b>      | 5/30        | 6/5  | 6/5    | 6/8  | 3,267,374.72  | 3,267,374.72     | 964,647.98             | 3,013,569.29   | 726,060.65        | 8,681.82     | 3,013,586.61 | 726,064.70  | 6,215,196.21   | 13,703,159.28    |                     |
| <b>Total Tax Paid</b>        | yd          | 6/5  | 6/5    | 6/8  | 3,267,374.72  | 3,267,374.72     | 964,647.98             | 3,013,569.29   | 726,060.65        | 8,681.82     | 3,013,586.61 | 726,064.70  | 6,215,196.21   | 13,703,159.28    |                     |
| <b>Seminomonthly Payroll</b> | 6/15        | 6/15 | 6/15   | 6/16 | 926,121.48    | 1,004,636.66     | 60,976.93              | 57,419.41      | 14,567.25         | 548.80       | 57,419.41    | 14,567.25   | 112,282.20     | 256,804.32       |                     |
| <b>Total Tax Paid</b>        | yd          | 6/15 | 6/15   | 6/16 | 926,121.48    | 1,004,636.66     | 60,976.93              | 57,419.41      | 14,567.25         | 548.80       | 57,419.41    | 14,567.25   | 112,282.20     | 256,804.32       |                     |
| <b>Biweekly Payroll</b>      | 6/13        | 6/19 | 6/19   | 6/21 | 3,272,377.81  | 3,272,377.81     | 1,025,624.91           | 3,273,566.00   | 788,004.77        | 9,230.62     | 3,273,583.32 | 788,008.82  | 6,712,599.33   | 14,844,992.86    |                     |
| <b>Total Tax Paid</b>        | yd          | 6/19 | 6/19   | 6/21 | 3,272,377.81  | 3,272,377.81     | 1,025,624.91           | 3,273,566.00   | 788,004.77        | 9,230.62     | 3,273,583.32 | 788,008.82  | 6,712,599.33   | 14,844,992.86    |                     |

| SPS: Southwestern Public Service    |                   |      |        |     |                  |                     |                           |                   |                      |            |              |                |                   |                     |                           |
|-------------------------------------|-------------------|------|--------|-----|------------------|---------------------|---------------------------|-------------------|----------------------|------------|--------------|----------------|-------------------|---------------------|---------------------------|
| Federal Tax Deposit Calculation     |                   |      |        |     |                  |                     |                           |                   |                      |            |              |                |                   |                     |                           |
| Second Quarter 2020                 |                   |      |        |     |                  |                     |                           |                   |                      |            |              |                |                   |                     |                           |
| Name                                | PP<br>end<br>Date | Paid | Called | Due | OASDI<br>Taxable | Medicare<br>Taxable | Additional<br>Med Taxable | OASDI<br>Withheld | Medicare<br>Withheld | Med W/held | Med W/held   | OASDI<br>Match | Medicare<br>Match | Federal<br>Withheld | Federal<br>Tax<br>Deposit |
|                                     |                   |      |        |     | 56,072,110.04    | 57,617,817.48       | 1,025,624.91              | 3,476,453.46      | 835,454.30           | 9,230.62   | 3,476,470.78 | 835,458.35     | 7,103,073.85      | 15,736,141.36       |                           |
| <b>Semimonthly Payroll</b>          | 6/30              | 6/30 | 6/30   | 7/1 | 954,219.79       | 1,032,734.97        | 62,224.18                 | 59,161.67         | 14,974.70            | 560.02     | 59,161.67    | 14,974.70      | 120,865.07        | 269,697.83          |                           |
| <b>Monthly Payroll</b>              | 6/30              | 6/30 | 6/30   | 7/1 |                  |                     |                           |                   |                      |            |              |                |                   |                     |                           |
| <b>Monthly Imputed<br/>offcycle</b> | 6/30              | 6/30 | 6/30   | 7/1 | 55.88            | 55.88               | 0.00                      | -242.65           | -56.74               | 0.00       | 3.47         | 0.81           | -56.74            | -856.14             | 4.28                      |
| <b>Total Tax Paid</b>               |                   | 6/30 | 6/30   | 7/1 | 950,362.04       | 1,028,877.22        | 62,224.18                 | 58,919.02         | 14,917.96            | 560.02     | 58,922.49    | 14,918.77      | 120,008.93        | 268,247.19          |                           |
| ytd                                 |                   |      |        |     | 57,022,472.08    | 58,646,694.70       | 1,087,849.09              | 3,535,372.48      | 850,372.26           | 9,790.64   | 3,535,393.27 | 850,377.12     | 7,223,082.78      | 16,004,388.55       |                           |

Southwestern Public Service Co  
New Mexico State Tax Deposit Calculation  
2019-2020

| Name                | PP<br>end<br>Date | Confirm # | Paid  | Called | Due   | NM<br>Withheld | YTD        |
|---------------------|-------------------|-----------|-------|--------|-------|----------------|------------|
| Biweekly Payroll    | 6/30              | N/A       | 7/15  | 8/22   | 8/23  | 19,870.47      |            |
| Semimonthly Payroll | 7/15              | N/A       | 7/15  | 8/22   | 8/23  | 5,527.10       |            |
| Biweekly Payroll    | 7/14              | N/A       | 7/19  | 8/22   | 8/23  | 21,230.28      |            |
| Semimonthly Payroll | 7/26              | N/A       | 7/31  | 8/22   | 8/23  | 465.50         |            |
| Semimonthly Payroll | 7/31              | N/A       | 7/31  | 8/22   | 8/23  | 494.47         |            |
| Biweekly Payroll    | 7/28              | N/A       | 8/2   | 8/22   | 8/23  | 420.24         |            |
| July, 2019          |                   |           | var   | 8/22   | 8/23  | 48,008.06      | 401,055.89 |
| Biweekly Payroll    | 7/28              | N/A       | 8/2   | 9/24   | 9/25  | 20,617.96      |            |
| Semimonthly Payroll | 8/15              | N/A       | 8/15  | 9/24   | 9/25  | 5,366.48       |            |
| Biweekly Payroll    | 8/11              | N/A       | 8/16  | 9/24   | 9/25  | 19,648.93      |            |
| Biweekly Payroll    | 8/25              | N/A       | 8/30  | 9/24   | 9/25  | 21,746.11      |            |
| Semimonthly Payroll | 8/29              | N/A       | 8/30  | 9/24   | 9/25  | 49.00          |            |
| Semimonthly Payroll | 8/31              | N/A       | 8/30  | 9/24   | 9/25  | 5,382.08       |            |
| August, 2019        |                   |           | var   | 9/24   | 9/25  | 72,810.56      | 473,866.45 |
| Biweekly Payroll    | 9/8               | N/A       | 9/13  | 10/24  | 10/25 | 19,618.73      |            |
| Semimonthly Payroll | 9/15              | N/A       | 9/13  | 10/24  | 10/25 | 5,371.07       |            |
| Semimonthly Payroll | 9/30              | N/A       | 9/13  | 10/24  | 10/25 | 0.36           |            |
| Biweekly Payroll    | 9/22              | N/A       | 9/27  | 10/24  | 10/25 | 21,036.13      |            |
| Semimonthly Payroll | 9/30              | N/A       | 9/30  | 10/24  | 10/25 | 5,353.18       |            |
| September, 2019     |                   |           | var   | 10/24  | 10/25 | 51,379.47      | 525,245.92 |
| Biweekly Payroll    | 10/6              | N/A       | 10/11 | 11/22  | 11/25 | 21,394.57      |            |
| Semimonthly Payroll | 10/15             | N/A       | 10/15 | 11/22  | 11/25 | 5,502.50       |            |
| Biweekly Payroll    | 10/20             | N/A       | 10/25 | 11/22  | 11/25 | 19,571.52      |            |
| Semimonthly Payroll | 10/30             | N/A       | 10/31 | 11/22  | 11/25 | 563.50         |            |
| Semimonthly Payroll | 10/31             | N/A       | 10/31 | 11/22  | 11/25 | 5,658.03       |            |
| October, 2019       |                   |           | var   | 11/22  | 11/25 | 52,690.12      | 577,936.04 |
| Biweekly Payroll    | 11/3              | N/A       | 11/8  | 12/23  | 12/24 | 19,877.38      |            |
| Semimonthly Payroll | 11/15             | N/A       | 11/15 | 12/23  | 12/24 | 6,011.19       |            |
| Biweekly Payroll    | 11/17             | N/A       | 11/22 | 12/23  | 12/24 | 19,718.30      |            |
| Semimonthly Payroll | 11/29             | N/A       | 11/29 | 12/23  | 12/24 | 833.00         |            |
| Semimonthly Payroll | 11/30             | N/A       | 11/29 | 12/23  | 12/24 | 6,779.96       |            |
| November, 2019      |                   |           | var   | 12/23  | 12/24 | 53,219.83      | 631,155.87 |
| Biweekly Payroll    | 12/1              | N/A       | 12/6  | 1/14   | 1/15  | 27,086.38      |            |
| Semimonthly Payroll | 12/15             | N/A       | 12/13 | 1/14   | 1/15  | 5,872.67       |            |
| Biweekly Payroll    | 12/15             | N/A       | 12/20 | 1/14   | 1/15  | 21,192.21      |            |
| Semimonthly Payroll | 12/30             | N/A       | 12/31 | 1/14   | 1/15  | 225.40         |            |
| Semimonthly Payroll | 12/31             | N/A       | 12/31 | 1/14   | 1/15  | 5,950.79       |            |
| December, 2019      |                   |           | var   | 1/14   | 1/15  | 60,327.45      | 691,483.32 |
| Biweekly Payroll    | 1/1               | N/A       | 1/3   | 2/24   | 2/25  | 20,121.23      |            |
| Biweekly Payroll    | 1/12              | N/A       | 1/3   | 2/24   | 2/25  | 34.79          |            |
| Semimonthly Payroll | 1/15              | N/A       | 1/15  | 2/24   | 2/25  | 5,871.57       |            |
| Biweekly Payroll    | 1/12              | N/A       | 1/17  | 2/24   | 2/25  | 21,951.76      |            |
| Biweekly Payroll    | 1/26              | N/A       | 1/31  | 2/24   | 2/25  | 21,992.35      |            |
| Semimonthly Payroll | 1/30              | N/A       | 1/31  | 2/24   | 2/25  | 196.00         |            |

Southwestern Public Service Co  
New Mexico State Tax Deposit Calculation  
2019-2020

| Name                       | PP<br>end<br>Date | Confirm #  | Paid        | Called      | Due         | NM<br>Withheld   | YTD               |
|----------------------------|-------------------|------------|-------------|-------------|-------------|------------------|-------------------|
| <b>Semimonthly Payroll</b> | <b>1/31</b>       | <b>N/A</b> | <b>1/31</b> | <b>2/24</b> | <b>2/25</b> | <b>5,973.22</b>  |                   |
| <b>January, 2020</b>       |                   |            | <b>var</b>  | <b>2/24</b> | <b>2/25</b> | <b>76,140.92</b> | <b>76,140.92</b>  |
| <b>Biweekly Payroll</b>    | <b>2/9</b>        | <b>N/A</b> | <b>2/14</b> | <b>3/24</b> | <b>3/25</b> | <b>21,134.99</b> |                   |
| <b>Semimonthly Payroll</b> | <b>2/15</b>       | <b>N/A</b> | <b>2/14</b> | <b>3/24</b> | <b>3/25</b> | <b>5,965.71</b>  |                   |
| <b>Semimonthly Payroll</b> | <b>2/24</b>       | <b>N/A</b> | <b>2/24</b> | <b>3/24</b> | <b>3/25</b> | <b>2,759.64</b>  |                   |
| <b>Biweekly Payroll</b>    | <b>2/23</b>       | <b>N/A</b> | <b>2/28</b> | <b>3/24</b> | <b>3/25</b> | <b>14,684.51</b> |                   |
| <b>Semimonthly Payroll</b> | <b>2/19</b>       | <b>N/A</b> | <b>2/28</b> | <b>3/24</b> | <b>3/25</b> | <b>49.00</b>     |                   |
| <b>February, 2020</b>      |                   |            | <b>var</b>  | <b>3/24</b> | <b>3/25</b> | <b>44,593.85</b> | <b>120,734.77</b> |
| <b>Semimonthly Payroll</b> | <b>3/3</b>        | <b>N/A</b> | <b>3/6</b>  | <b>4/23</b> | <b>4/24</b> | <b>17,430.70</b> |                   |
| <b>Biweekly Payroll</b>    | <b>3/8</b>        | <b>N/A</b> | <b>3/13</b> | <b>4/23</b> | <b>4/24</b> | <b>23,136.34</b> |                   |
| <b>Semimonthly Payroll</b> | <b>3/15</b>       | <b>N/A</b> | <b>3/13</b> | <b>4/23</b> | <b>4/24</b> | <b>5,909.71</b>  |                   |
| <b>Biweekly Payroll</b>    | <b>3/22</b>       | <b>N/A</b> | <b>3/27</b> | <b>4/23</b> | <b>4/24</b> | <b>23,207.56</b> |                   |
| <b>Semimonthly Payroll</b> | <b>3/20</b>       | <b>N/A</b> | <b>3/31</b> | <b>4/23</b> | <b>4/24</b> | <b>490.00</b>    |                   |
| <b>Semimonthly Payroll</b> | <b>3/31</b>       | <b>N/A</b> | <b>3/31</b> | <b>4/23</b> | <b>4/24</b> | <b>6,185.85</b>  |                   |
| <b>March, 2020</b>         |                   |            | <b>var</b>  | <b>4/23</b> | <b>4/24</b> | <b>76,360.16</b> | <b>197,094.93</b> |
| <b>Biweekly Payroll</b>    | <b>4/5</b>        | <b>N/A</b> | <b>4/9</b>  | <b>5/21</b> | <b>5/22</b> | <b>20,931.79</b> |                   |
| <b>Semimonthly Payroll</b> | <b>4/15</b>       | <b>N/A</b> | <b>4/15</b> | <b>5/21</b> | <b>5/22</b> | <b>6,155.01</b>  |                   |
| <b>Biweekly Payroll</b>    | <b>4/19</b>       | <b>N/A</b> | <b>4/24</b> | <b>5/21</b> | <b>5/22</b> | <b>21,837.89</b> |                   |
| <b>Semimonthly Payroll</b> | <b>4/30</b>       | <b>N/A</b> | <b>4/30</b> | <b>5/21</b> | <b>5/22</b> | <b>6,388.80</b>  |                   |
| <b>Semimonthly Payroll</b> | <b>4/30</b>       | <b>N/A</b> | <b>4/30</b> | <b>5/21</b> | <b>5/22</b> | <b>6,503.06</b>  |                   |
| <b>April, 2020</b>         |                   |            | <b>var</b>  | <b>5/21</b> | <b>5/22</b> | <b>61,816.55</b> | <b>258,911.48</b> |
| <b>Biweekly Payroll</b>    | <b>5/3</b>        | <b>N/A</b> | <b>5/8</b>  | <b>6/23</b> | <b>6/24</b> | <b>21,492.71</b> |                   |
| <b>Semimonthly Payroll</b> | <b>5/15</b>       | <b>N/A</b> | <b>5/15</b> | <b>6/23</b> | <b>6/24</b> | <b>6,466.29</b>  |                   |
| <b>Biweekly Payroll</b>    | <b>5/17</b>       | <b>N/A</b> | <b>5/22</b> | <b>6/23</b> | <b>6/24</b> | <b>20,412.58</b> |                   |
| <b>Semimonthly Payroll</b> | <b>5/31</b>       | <b>N/A</b> | <b>5/29</b> | <b>6/23</b> | <b>6/24</b> | <b>6,475.85</b>  |                   |
| <b>May, 2020</b>           |                   |            | <b>var</b>  | <b>6/23</b> | <b>6/24</b> | <b>54,847.43</b> | <b>313,758.91</b> |

Monthly  
25th of the month following month end.

Southwestern Public Service Co  
Colorado State Tax Deposit Calculation  
2019-2020

| Name                | PP<br>end<br>Date | Confirm # | Paid  | Called | Due   | CO<br>Withheld | YTD      |
|---------------------|-------------------|-----------|-------|--------|-------|----------------|----------|
| Semimonthly Payroll | 7/15              | N/A       | 7/15  | 8/13   | 8/14  | 18.00          |          |
| Biweekly Payroll    | 7/14              | N/A       | 7/19  | 8/13   | 8/14  | 162.00         |          |
| Semimonthly Payroll | 7/31              | N/A       | 7/31  | 8/13   | 8/14  | 19.00          |          |
| July, 2019          |                   |           | var   | 8/13   | 8/14  | 199.00         | 5,387.00 |
| Biweekly Payroll    | 7/28              | N/A       | 8/2   | 9/12   | 9/13  | 118.00         |          |
| Semimonthly Payroll | 8/15              | N/A       | 8/15  | 9/12   | 9/13  | 19.00          |          |
| Biweekly Payroll    | 8/11              | N/A       | 8/16  | 9/12   | 9/13  | 332.00         |          |
| Biweekly Payroll    | 8/25              | N/A       | 8/30  | 9/12   | 9/13  | 379.00         |          |
| Semimonthly Payroll | 8/31              | N/A       | 8/30  | 9/12   | 9/13  | 33.00          |          |
| August, 2019        |                   |           | var   | 9/12   | 9/13  | 881.00         | 6,268.00 |
| Biweekly Payroll    | 9/8               | N/A       | 9/13  | 12/12  | 12/13 | 293.00         |          |
| Semimonthly Payroll | 9/15              | N/A       | 9/13  | 12/12  | 12/13 | 34.00          |          |
| Biweekly Payroll    | 9/22              | N/A       | 9/27  | 12/12  | 12/13 | (389.00)       |          |
| Semimonthly Payroll | 9/27              | N/A       | 9/30  | 12/12  | 12/13 | 7.00           |          |
| Semimonthly Payroll | 9/30              | N/A       | 9/30  | 12/12  | 12/13 | (1,021.00)     |          |
| September, 2019     |                   |           |       |        |       | (1,076.00)     | 5,192.00 |
| Biweekly Payroll    | 10/6              | N/A       | 10/11 | 12/12  | 12/13 | 170.00         |          |
| Semimonthly Payroll | 10/15             | N/A       | 10/15 | 12/12  | 12/13 | (35.00)        |          |
| Biweekly Payroll    | 10/20             | N/A       | 10/25 | 12/12  | 12/13 | 130.00         |          |
| Semimonthly Payroll | 10/31             | N/A       | 10/31 | 12/12  | 12/13 | 34.00          |          |
| October, 2019       |                   |           |       |        |       | 299.00         | 5,491.00 |
| Biweekly Payroll    | 11/3              | N/A       | 11/8  | 12/12  | 12/13 | 186.00         |          |
| Semimonthly Payroll | 11/15             | N/A       | 11/15 | 12/12  | 12/13 | 37.00          |          |
| Biweekly Payroll    | 11/17             | N/A       | 11/22 | 12/12  | 12/13 | 178.00         |          |
| Semimonthly Payroll | 11/30             | N/A       | 11/29 | 12/12  | 12/13 | 37.00          |          |
| November, 2019      |                   |           | var   | 12/12  | 12/13 | 438.00         | 5,929.00 |
| Biweekly Payroll    | 12/1              | N/A       | 12/6  | 1/14   | 1/15  | 169.00         |          |
| Semimonthly Payroll | 12/15             | N/A       | 12/13 | 1/14   | 1/15  | 37.00          |          |
| Biweekly Payroll    | 12/15             | N/A       | 12/20 | 1/14   | 1/15  | 117.00         |          |
| Semimonthly Payroll | 12/31             | N/A       | 12/31 | 1/14   | 1/15  | (118.00)       |          |
| December, 2019      |                   |           | var   | 1/14   | 1/15  | 205.00         | 6,134.00 |
| Biweekly Payroll    | 1/1               | N/A       | 1/3   | 2/13   | 2/14  | 104.00         |          |
| Biweekly Payroll    | 1/12              | N/A       | 1/17  | 2/13   | 2/14  | 119.00         |          |
| Biweekly Payroll    | 1/26              | N/A       | 1/31  | 2/13   | 2/14  | 123.00         |          |
| January, 2020       |                   |           | var   | 2/13   | 2/14  | 346.00         | 346.00   |
| Biweekly Payroll    | 2/9               | N/A       | 2/14  | 3/12   | 3/13  | 163.00         |          |

|                     |      |     |      |      |      |         |          |
|---------------------|------|-----|------|------|------|---------|----------|
| Semimonthly Payroll | 2/21 | N/A | 2/21 | 3/12 | 3/13 | 116.00  |          |
| Biweekly Payroll    | 2/23 | N/A | 2/28 | 3/12 | 3/13 | 178.00  |          |
| February, 2020      |      |     | var  | 3/12 | 3/13 | 457.00  | 803.00   |
| Semimonthly Payroll | 3/15 | N/A | 3/2  | 4/14 | 4/15 | 48.00   |          |
| Biweekly Payroll    | 3/8  | N/A | 3/13 | 4/14 | 4/15 | 171.00  |          |
| Biweekly Payroll    | 3/22 | N/A | 3/27 | 4/14 | 4/15 | 172.00  |          |
| March, 2020         |      |     | var  | 4/14 | 4/15 | 391.00  | 1,194.00 |
| Biweekly Payroll    | 4/5  | N/A | 4/9  | 5/14 | 5/15 | 137.00  |          |
| Biweekly Payroll    | 4/19 | N/A | 4/24 | 5/14 | 5/15 | 120.00  |          |
| April, 2020         |      |     | var  | 5/14 | 5/15 | 257.00  | 1,451.00 |
| Biweekly Payroll    | 5/3  | N/A | 5/8  | 6/12 | 6/15 | 220.00  |          |
| Biweekly Payroll    | 5/17 | N/A | 5/22 | 6/12 | 6/15 | 120.00  |          |
| May, 2020           |      |     | var  | 6/12 | 6/15 | 340.00  | 1,791.00 |
| Semimonthly Payroll | 6/15 | N/A | 6/15 | 7/14 | 7/15 | (48.00) |          |
| Biweekly Payroll    | 6/14 | N/A | 6/19 | 7/14 | 7/15 | 135.00  |          |
| Semimonthly Payroll | 6/30 | N/A | 6/30 | 7/14 | 7/15 | 134.00  |          |
| Biweekly Payroll    | 6/28 | N/A | 7/2  |      |      | 138.00  |          |
| June, 2020          |      |     | var  | 7/14 | 7/15 | 359.00  | 2,150.00 |

Due Monthly  
15th of following month

Southwestern Public Service Co  
Michigan State Tax Deposit Calculation  
2019-2020

| Name                  | PP<br>end<br>Date | Confirm # | Paid  | Called | Due   | MI<br>Withheld | YTD             |
|-----------------------|-------------------|-----------|-------|--------|-------|----------------|-----------------|
| Semimonthly Payroll   | 7/15              | N/A       | 7/15  | 10/17  | 10/18 | 144.13         |                 |
| Semimonthly Payroll   | 7/31              | N/A       | 7/31  | 10/17  | 10/18 | 144.13         |                 |
| Semimonthly Payroll   | 8/15              | N/A       | 8/15  | 10/17  | 10/18 | 144.13         |                 |
| Semimonthly Payroll   | 8/31              | N/A       | 8/30  | 10/17  | 10/18 | 144.13         |                 |
| Semimonthly Payroll   | 9/15              | N/A       | 9/13  | 10/17  | 10/18 | 144.13         |                 |
| Semimonthly Payroll   | 9/30              | N/A       | 9/30  | 10/17  | 10/18 | 144.13         |                 |
| <b>Total Tax Paid</b> |                   |           | var   | 10/17  | 10/18 | 864.78         | <b>2,943.11</b> |
| Semimonthly Payroll   | 10/15             | N/A       | 10/15 | 1/14   | 1/15  | 144.13         |                 |
| Semimonthly Payroll   | 10/31             | N/A       | 10/31 | 1/14   | 1/15  | 144.13         |                 |
| Semimonthly Payroll   | 11/15             | N/A       | 11/15 | 1/14   | 1/15  | 144.13         |                 |
| Semimonthly Payroll   | 11/30             | N/A       | 11/29 | 1/14   | 1/15  | 144.13         |                 |
| Semimonthly Payroll   | 12/15             | N/A       | 12/13 | 1/14   | 1/15  | 144.13         |                 |
| Semimonthly Payroll   | 12/31             | N/A       | 12/31 | 1/14   | 1/15  | 144.13         |                 |
| <b>Total Tax Paid</b> |                   |           | var   | 1/14   | 1/15  | 864.78         | <b>3,807.89</b> |
| Semimonthly Payroll   | 1/15              | N/A       | 1/15  | 2/18   | 2/19  | 143.96         |                 |
| Semimonthly Payroll   | 1/31              | N/A       | 1/31  | 2/18   | 2/19  | 143.34         |                 |
| <b>Total Tax Paid</b> |                   |           | var   | 2/18   | 2/19  | 287.30         | <b>287.30</b>   |
| Semimonthly Payroll   | 2/15              | N/A       | 2/14  | 4/17   | 4/20  | 143.34         |                 |
| Semimonthly Payroll   | 2/29              | N/A       | 2/28  | 4/17   | 4/20  | 143.34         |                 |
| Semimonthly Payroll   | 3/3               | N/A       | 3/6   | 4/17   | 4/20  | 369.88         |                 |
| Semimonthly Payroll   | 3/15              | N/A       | 3/13  | 4/17   | 4/20  | 143.34         |                 |
| Semimonthly Payroll   | 3/31              | N/A       | 3/31  | 4/17   | 4/20  | 146.93         |                 |
| <b>Total Tax Paid</b> |                   |           | var   | 4/17   | 4/20  | 946.83         | <b>1,234.13</b> |
| Semimonthly Payroll   | 4/15              | N/A       | 4/15  | 5/19   | 5/20  | 146.93         |                 |
| Semimonthly Payroll   | 4/30              | N/A       | 4/30  | 5/19   | 5/20  | 146.93         |                 |
| <b>Total Tax Paid</b> |                   |           |       | 5/19   | 5/20  | 293.86         | <b>293.86</b>   |

**Due Quarterly**  
20th of the month following quarter end.

Southwestern Public Service Co  
Minnesota State Tax Deposit Calculation  
2019-2020

| Name                | PP<br>end<br>Date | Confirm # |      | Paid | Due  | MN<br>Withheld | YTD      |
|---------------------|-------------------|-----------|------|------|------|----------------|----------|
| Semimonthly Payroll | 7/15              | N/A       | 7/15 | 8/13 | 8/14 | 32.64          |          |
| Semimonthly Payroll | 7/31              | N/A       | 7/31 | 8/13 | 8/14 | 36.16          |          |
| July, 2019          |                   |           | var  | 8/13 | 8/14 | 68.80          | 2,277.34 |
| Semimonthly Payroll | 8/15              | N/A       | 8/15 | 9/12 | 9/13 | 35.33          |          |
| Semimonthly Payroll | 8/30              | N/A       | 8/30 | 9/12 | 9/13 | 56.03          |          |
| August, 2019        |                   |           | var  | 9/12 | 9/13 | 91.36          | 2,368.70 |
| Semimonthly Payroll | 1/15              | N/A       | 1/15 | 2/13 | 2/14 | 33.43          |          |
| Semimonthly Payroll | 1/31              | N/A       | 1/31 | 2/13 | 2/14 | 32.99          |          |
| January, 2020       |                   |           | var  | 2/13 | 2/14 | 66.42          | 66.42    |
| Semimonthly Payroll | 2/15              | N/A       | 2/14 | 3/12 | 3/13 | 32.99          |          |
| Semimonthly Payroll | 2/21              | N/A       | 2/21 | 3/12 | 3/13 | 1,283.88       |          |
| Semimonthly Payroll | 2/24              | N/A       | 2/24 | 3/12 | 3/13 | 177.84         |          |
| Semimonthly Payroll | 2/29              | N/A       | 2/28 | 3/12 | 3/13 | 32.99          |          |
| February, 2020      |                   |           | var  | 3/12 | 3/13 | 1,527.70       | 1,594.12 |
| Semimonthly Payroll | 3/15              | N/A       | 3/2  | 4/14 | 4/15 | 181.64         |          |
| Semimonthly Payroll | 3/3               | N/A       | 3/6  | 4/14 | 4/15 | 48.14          |          |
| Semimonthly Payroll | 3/15              | N/A       | 3/13 | 4/14 | 4/15 | 28.02          |          |
| Semimonthly Payroll | 3/31              | N/A       | 3/31 | 4/14 | 4/15 | 29.36          |          |
| March, 2020         |                   |           | var  | 4/14 | 4/15 | 287.16         | 1,881.28 |
| Semimonthly Payroll | 4/15              | N/A       | 4/15 | 5/14 | 5/15 | 3.22           |          |
| Semimonthly Payroll | 4/30              | N/A       | 4/30 | 5/14 | 5/15 | 8.00           |          |
| April, 2020         |                   |           | var  | 5/14 | 5/15 | 11.22          | 1,892.50 |

**Monthly**  
15th of the month following month end.



Southwestern Public Service Co  
Oklahoma State Tax Deposit Calculation  
2019-2020

| Name                  | PP<br>end<br>Date | Confirm # | Paid  | Called | Due  | OK<br>Withheld | YTD      |
|-----------------------|-------------------|-----------|-------|--------|------|----------------|----------|
| Semimonthly Payroll   | 11/15             | N/A       | 11/15 | 1/14   | 1/15 | 649.00         |          |
| Semimonthly Payroll   | 11/29             | N/A       | 11/30 | 1/14   | 1/15 | 149.00         |          |
| Semimonthly Payroll   | 12/13             | N/A       | 12/15 | 1/14   | 1/15 | 149.00         |          |
| Semimonthly Payroll   | 12/31             | N/A       | 12/31 | 1/14   | 1/15 | 149.00         |          |
| <b>Total Tax Paid</b> |                   |           | var   | 1/14   | 1/15 | 1,096.00       | 1,096.00 |
| Semimonthly Payroll   | 1/15              | N/A       | 1/15  | 2/27   | 2/28 | 147.00         |          |
| Semimonthly Payroll   | 1/31              | N/A       | 1/31  | 2/27   | 2/28 | 147.00         |          |
| <b>January, 2020</b>  |                   |           | var   | 2/27   | 2/28 | 294.00         | 294.00   |
| Semimonthly Payroll   | 2/14              | N/A       | 2/15  | 3/30   | 3/31 | 147.00         |          |
| Semimonthly Payroll   | 2/28              | N/A       | 2/23  | 3/30   | 3/31 | 53.00          |          |
| Semimonthly Payroll   | 2/28              | N/A       | 2/29  | 3/30   | 3/31 | 151.00         |          |
| <b>February, 2020</b> |                   |           | var   | 3/30   | 3/31 | 351.00         | 645.00   |
| Semimonthly Payroll   | 3/3               | N/A       | 3/6   | 4/29   | 4/30 | 300.00         |          |
| Biweekly Payroll      | 3/8               | N/A       | 3/13  | 4/29   | 4/30 | 146.00         |          |
| Semimonthly Payroll   | 3/15              | N/A       | 3/13  | 4/29   | 4/30 | 295.00         |          |
| Biweekly Payroll      | 3/22              | N/A       | 3/27  | 4/29   | 4/30 | 116.00         |          |
| Semimonthly Payroll   | 3/31              | N/A       | 3/31  | 4/29   | 4/30 | 153.00         |          |
| <b>March, 2020</b>    |                   |           | var   | 4/29   | 4/30 | 1,010.00       | 1,655.00 |
| Biweekly Payroll      | 4/5               | N/A       | 4/9   | 5/28   | 5/29 | 138.00         |          |
| Semimonthly Payroll   | 4/15              | N/A       | 4/15  | 5/28   | 5/29 | 151.00         |          |
| Biweekly Payroll      | 4/19              | N/A       | 4/24  | 5/28   | 5/29 | 98.00          |          |
| Semimonthly Payroll   | 4/30              | N/A       | 4/30  | 5/28   | 5/29 | 151.00         |          |
| <b>April, 2020</b>    |                   |           | var   | 5/28   | 5/29 | 538.00         | 2,193.00 |
| Biweekly Payroll      | 5/3               | N/A       | 5/8   | 6/29   | 6/30 | 135.00         |          |
| Semimonthly Payroll   | 5/15              | N/A       | 5/15  | 6/29   | 6/30 | 151.00         |          |
| Biweekly Payroll      | 5/17              | N/A       | 5/22  | 6/29   | 6/30 | 97.00          |          |
| Semimonthly Payroll   | 5/31              | N/A       | 5/29  | 6/29   | 6/30 | 151.00         |          |
| <b>May, 2020</b>      |                   |           | var   | 6/29   | 6/30 | 534.00         | 2,727.00 |
| Biweekly Payroll      | 5/31              | N/A       | 6/5   |        |      | 90.00          |          |
| Semimonthly Payroll   | 6/15              | N/A       | 6/15  |        |      | 151.00         |          |
| Biweekly Payroll      | 6/14              | N/A       | 6/19  |        |      | 149.00         |          |
| Semimonthly Payroll   | 6/30              | N/A       | 6/30  |        |      | 151.00         |          |
| <b>June, 2020</b>     |                   |           |       |        |      | 541.00         | 3,268.00 |

Monthly  
last day of the month following month end.

**Southwestern Public Service Company  
Franchise Cities Payment Cycle  
At June 30, 2020**

| Line No. | State                      | Payment Cycle      | Payment       |
|----------|----------------------------|--------------------|---------------|
| 1        | <b>New Mexico Division</b> |                    |               |
| 2        |                            |                    |               |
| 3        | Artesia                    | Monthly            | End of Month  |
| 4        | Carlsbad                   | Monthly            | End of Month  |
| 5        | Clovis                     | Quarterly          | End of Month  |
| 6        | Dexter                     | Monthly            | End of Month  |
| 7        | Eunice                     | Monthly            | End of Month  |
| 8        | Hagerman                   | Monthly            | End of Month  |
| 9        | Hobbs                      | Monthly            | End of Month  |
| 10       | Jal                        | Monthly            | End of Month  |
| 11       | Lake Arthur                | Monthly            | End of Month  |
| 12       | Loving                     | Monthly            | End of Month  |
| 13       | Portales                   | Quarterly          | End of Month  |
| 14       | Roswell                    | Quarterly          | End of Month  |
| 15       | Texico                     | Quarterly          | End of Month  |
| 16       | Tucumcari                  | Quarterly          | End of Month  |
| 17       |                            |                    |               |
| 18       | <b>NM TOTAL</b>            |                    |               |
| 19       |                            |                    |               |
| 20       |                            |                    |               |
| 21       | <b>Texas Division</b>      |                    |               |
| 22       |                            |                    |               |
| 23       | Abernathy                  | QTR                | End of Month  |
| 24       | Adrian                     | QTR                | End of Month  |
| 25       | Amarillo                   | MON - due the 15th | 15th of Month |
| 26       | Amherst                    | QTR                | End of Month  |
| 27       | Anton                      | QTR                | End of Month  |
| 28       | Booker                     | QTR                | End of Month  |
| 29       | Borger                     | QTR                | End of Month  |
| 30       | Bovina                     | QTR                | End of Month  |
| 31       | Cactus                     | ANN - due in Jan.  | January 30th  |
| 32       | Canadian                   | QTR                | End of Month  |
| 33       | Canyon                     | QTR                | End of Month  |
| 34       | Channing                   | QTR                | End of Month  |
| 35       | Claude                     | QTR                | End of Month  |
| 36       | Crosbyton                  | QTR                | End of Month  |
| 37       | Dalhart                    | QTR                | End of Month  |
| 38       | Darrouzett                 | QTR                | End of Month  |
| 39       | Denver City                | QTR                | End of Month  |
| 40       | Dimmitt                    | QTR                | End of Month  |
| 41       | Dumas                      | QTR                | End of Month  |
| 42       | Earth                      | QTR                | End of Month  |
| 43       | Farwell                    | QTR                | End of Month  |
| 44       | Floydada                   | QTR                | End of Month  |
| 45       | Follett                    | QTR                | End of Month  |
| 46       | Friona                     | QTR                | End of Month  |
| 47       | Fritch                     | QTR                | End of Month  |
| 48       | Groom                      | QTR                | End of Month  |
| 49       | Gruver                     | QTR                | End of Month  |
| 50       | Hale Center                | QTR                | End of Month  |
| 51       | Happy                      | QTR                | End of Month  |
| 52       | Hart                       | QTR                | End of Month  |
| 53       | Hereford                   | QTR                | End of Month  |

**Southwestern Public Service Company  
Franchise Cities Payment Cycle  
At June 30, 2020**

| <b>Line No.</b> | <b>State</b>    | <b>Payment Cycle</b> | <b>Payment</b> |
|-----------------|-----------------|----------------------|----------------|
| 54              | Higgins         | QTR                  | End of Month   |
| 55              | Idalou          | QTR                  | End of Month   |
| 56              | Kress           | QTR                  | End of Month   |
| 57              | Lake Tanglewood | QTR                  | End of Month   |
| 58              | Lefors          | QTR                  | End of Month   |
| 59              | Levelland       | QTR                  | End of Month   |
| 60              | Littlefield     | QTR                  | End of Month   |
| 61              | Lockney         | QTR                  | End of Month   |
| 62              | Lorenzo         | QTR                  | End of Month   |
| 63              | Lubbock         | MON - due the 15th   | 15th of Month  |
| 64              | McLean          | QTR                  | End of Month   |
| 65              | Meadow          | QTR                  | End of Month   |
| 66              | Miami           | QTR                  | End of Month   |
| 67              | Mobeetie        | QTR                  | End of Month   |
| 68              | Morton          | QTR                  | End of Month   |
| 69              | Muleshoe        | QTR                  | End of Month   |
| 70              | New Deal        | QTR                  | End of Month   |
| 71              | Olton           | QTR                  | End of Month   |
| 72              | Palisades       | QTR                  | End of Month   |
| 73              | Pampa           | MON                  | End of Month   |
| 74              | Panhandle       | QTR                  | End of Month   |
| 75              | Perryton        | QTR                  | End of Month   |
| 76              | Petersburg      | QTR                  | End of Month   |
| 77              | Plainview       | QTR                  | End of Month   |
| 78              | Post            | QTR                  | End of Month   |
| 79              | Ralls           | QTR                  | End of Month   |
| 80              | Ropesville      | QTR                  | End of Month   |
| 81              | Sanford         | QTR                  | End of Month   |
| 82              | Seagraves       | QTR                  | End of Month   |
| 83              | Seminole        | QTR                  | End of Month   |
| 84              | Shallowater     | QTR                  | End of Month   |
| 85              | Silverton       | QTR                  | End of Month   |
| 86              | Skellytown      | QTR                  | End of Month   |
| 87              | Slaton          | QTR                  | End of Month   |
| 88              | Spearman        | QTR                  | End of Month   |
| 89              | Springlake      | QTR                  | End of Month   |
| 90              | Stinnett        | QTR                  | End of Month   |
| 91              | Stratford       | QTR                  | End of Month   |
| 92              | Sudan           | QTR                  | End of Month   |
| 93              | Sunray          | QTR                  | End of Month   |
| 94              | Tahoka          | QTR                  | End of Month   |
| 95              | Timbercreek     | QTR                  | End of Month   |
| 96              | Vega            | QTR                  | End of Month   |
| 97              | Wellman         | QTR                  | End of Month   |
| 98              | Wheeler         | QTR                  | End of Month   |
| 99              | White Deer      | QTR                  | End of Month   |
| 100             | White Face      | QTR                  | End of Month   |
| 101             | Wilson          | QTR                  | End of Month   |
| 102             | Wolfforth       | QTR                  | End of Month   |

**Southwestern Public Service Company**

**2020 Lead Lag Study**

**12 Months Ended June 30, 2020**

**Workpapers**

Tax Payment

Instruction Forms



**Southwestern Public Service Company**

**2020 Lead Lag Study**

**12 Months Ended June 30, 2020**

**Workpapers**




**Property Tax Guidelines**



EXPLORE THE COUNTY MORE...

# TREASURER

Home > Treasurer > Frequently Asked Questions



EXPLORE THIS SECTION

## FREQUENTLY ASKED QUESTIONS

It is our intention to provide you with helpful information and answers to the most commonly asked questions.

For a detailed answer, please click on any of the questions below.

All Posts

### [When are tax bills usually mailed?](#)

Tax bills are mailed November 1 every year.

### [When is the first half tax due?](#)

The first half tax payment is due November 10 and becomes delinquent if not paid by December 10 (each year.) The second half is due April 10 and becomes delinquent after May 11 (each year).

### [Are there any late fees imposed if the taxes are not paid on time?](#)

Yes. Delinquency charges for property taxes are:

- One percent of the base tax due per month for interest until paid.
- One percent of the base tax due per month for penalty. Maximum penalty is five

Search posts:

Browse posts by tags:



# OKLAHOMA PROPERTY TAXES

2019  
TAXPAYERS' RIGHTS,  
REMEDIES AND RESPONSIBILITIES



January 1 marks the beginning of property appraisal. A property's use, market condition and ownership on January 1 determines whether the property is taxed, its value and the party responsible for paying the tax.

Between January 1 and March 15, the county assessor processes applications for tax exemptions.

Around April 1, in most counties, the County Board of Equalization (CBOE) begins hearing protests from property owners who believe their property values are incorrect. The CBOE is an independent panel of 3 citizens responsible for handling protests about the appraisal of property.

In August or September, the elected officials of each county adopt tax rates for their operations and debt payments. Every property is taxed by the county and local school district. You also may pay taxes to a city, or special districts like hospitals, or career techs.

Tax collection starts around November 1 when tax bills go out. Taxpayers have until December 31 to pay the first half of their taxes. The second half must be paid before April 1. On April 1, penalty and interest charges begin accumulating on unpaid tax bills.

### **What is the taxpayer's role?**

You can play an effective role in the process if you know your rights, understand the remedies available to you and fulfil your responsibilities as a property owner and taxpayer.

#### **→ Know your rights**

- You have the right to uniform appraisals.
- You have the right to receive all tax exemptions or other tax relief for which you qualify.
- You have the right to notices of changes in your property value or in your exemptions.

#### **→ Understand your remedies**

- If you believe your property value is too high, or if you were denied an exemption or agricultural use value, you may file a protest with the assessor and then if denied, to the CBOE. If you do not agree with the review board, you may appeal to district court.





## SETTING TAX RATES

Once the CBOE approves the assessment roll, the assessor prepares a tax roll. A tax roll lists the taxable property within the boundaries of the taxing unit. The assessor's job is finished for the current year. It has provided a set of values for all local taxing units to use.

### How is tax revenue generated?

The amount of revenue generated from ad valorem tax is based on the local government's taxable valuation and the rate or number of mills (one mill equals 1/1000 of a dollar) levied for its use. The total net assessed valuation is the taxable valuation of all the property subject to ad valorem taxation within the taxing jurisdiction. The County Excise Board sets the tax levies in the number of mills rather than dollars. One mill would generate \$1 in revenue for every \$1,000 of taxable valuation.

After the levies are set, the County Excise Board certifies the levies to the county assessor. The assessor then computes all the property taxes and prepares the tax roll, which shows the amount of tax each individual taxpayer owes. The county treasurer is then responsible for sending the tax bills and collecting the tax.

### How is tax revenue spent?

Public indebtedness is repaid with ad valorem tax levies. Debt is incurred when general obligation bonds and support levies are voted by the people in the counties, cities, towns, school districts and other smaller taxing jurisdictions. This type of indebtedness is in support of public projects such as school buildings, libraries, fire and water districts, health, EMS, museums, airports, career tech and sinking funds.

Each dollar of your ad valorem tax, on the statewide average, is apportioned about 68% for common schools, 13% career tech, 16% county, with the remaining percent apportioned to other publicly supported projects as authorized by the voters.

## PAYING YOUR TAXES

The county treasurer usually mails the tax bills in November. The delinquency date is December 31. If December 31 is drawing near and you have not received a tax bill, contact your local treasurer's office. Find out how much you owe and make sure your correct name and address are on record.

If your mortgage company pays the property taxes on your home, the mortgage company receives the tax bill.

The county treasurer must give you a receipt for your tax payment if you ask for one. Receipts are useful for federal income tax purposes and for ensuring that your mortgage company paid the taxes on your home.



### **When is the deadline for paying?**

In most cases, the deadline for paying property taxes is December 31. Taxes that are unpaid on January 1 are delinquent. Penalty and interest charges are added to the original amount.

Most property owners pay their property taxes before the end of the year, so the payment can be deducted from their federal income taxes.

- **Split payment** of taxes allows you to pay half your taxes by December 31 and the remainder before April 1 without any penalty.

### **WHAT IF YOU DO NOT PAY YOUR TAXES?**

The longer you allow your delinquent property taxes to go unpaid, the more expensive and risky it becomes for you.

#### **→ You have penalty and interest charges added to your taxes.**

Regular penalty charges may be as high as 18 percent, per year, depending on how long the tax remains unpaid. Interest is charged at the rate of 1.5 percent per month. There is no maximum amount of interest.

#### **→ Delinquent tax notices are issued.**

The county treasurer sends at least one notice that taxes are delinquent. The treasurer may send additional notices and warnings.

#### **→ Your property can be sold at a tax sale.**

Failure to pay your property taxes can result in the loss of your property. The county treasurer may begin proceedings to sell it at a tax sale unless taxes are paid in full.

#### **→ If delinquent, you may have problems selling your property.**

Each taxing jurisdiction holds a tax lien on each item of taxable property. This tax lien gives the county the power to foreclose on the lien and attach the property, even if its ownership has changed. The property may be auctioned, and the proceeds used to pay the taxes.

As a result of the tax lien, someone who purchases real estate cannot get a clear title until all the delinquent taxes owed on the property are paid in full.


If you are buying a portion of a larger parcel of land, check the taxes on the larger parcel. You will not be able to clear a tax lien against your part unless taxes on the whole are paid.

## Property Tax Calendar

- **Jan. 1** - The valuation date (K.S.A. 79-5a04)
- **March 20** - Filing deadline (K.S.A. 79-5a02)
- **Filing Extensions** - Extension requests are permitted in accordance with K.S.A. 79-5a14.
- **Informal Valuation Appeal Conference** - Must be requested in writing, stating objections, within 15 days of the mailing date of the "notice of value indicators". A "notice of value indicators" can be mailed between March 21 and May 31. The mailing of an amended "notice of value indicators" follows all informal conferences and restarts the clock on appeals to the Kansas Board of Tax Appeals (BOTA). All informal valuation conferences must be completed before June 15. Failure to request an informal valuation conference does not preclude an appeal under K.S.A. 74-2438 (BOTA).
- **Appeal Valuation** to Kansas Board of Tax Appeals (BOTA) - Must be requested within 30 days of the mailing date of the "notice of value indicators".
- **June 1** - Certification of the assessed valuations determined by the department is sent to County Clerks. The division can affect no change in value after certification without action of the State Board of Tax Appeals.
- **Dec. 15 or before** - The county treasurer mails tax statements to the taxpayers, which indicate the tax due, and other information required by statute (K.S.A. 79-2001).
- **Dec. 20 or before** - Full or first half taxes must be paid to the county treasurer in order to avoid penalties. If the first half taxes are not paid by Dec. 20, the full amount becomes immediately due and payable and late payment interest will begin to accrue.
- **May 10 of the next year** - The second half taxes must be paid to the county treasurer in order to avoid penalty (K.S.A. 79-2004a).

**Glenn Hegar**

Texas Comptroller of Public Accounts

The seal of the Texas Comptroller of Public Accounts is faintly visible in the background. It features a central five-pointed star surrounded by a wreath of olive and oak branches. The words "THE COMPTROLLER" are arched above the star, and "TEXAS" is arched below it.

# Texas Property Tax Basics

June 2020

# Introduction

**Texas has no state property tax.** Local governments set tax rates and collect property taxes that are used to provide local services including schools, streets, roads, police, fire protection and many other services.

Texas law requires property values used in determining taxes to be equal and uniform and establishes the process to be followed by local officials in determining property values, setting tax rates and collecting taxes. **Exhibit 1** includes some basic property tax rules set out in the Texas Constitution.

## EXHIBIT 1

### Texas Constitution Basic Property Tax Rules

#### Taxation must be equal and uniform.

- All property must be taxed equally and uniformly.<sup>1</sup>
- No single property or type of property should be taxed more than its fair market value.<sup>2</sup>

#### Generally, all property is taxed in proportion to its value.

- Unless constitutionally exempt, property must be taxed in proportion to its value.<sup>3</sup>
- The Texas Constitution provides certain exceptions to market valuation, such as taxation based on productive capacity for agricultural and timberland.<sup>4</sup>
- All exemptions from taxation must be constitutionally authorized.<sup>5</sup>

#### Taxpayers must be given notice of an estimate of taxes they owe.

- Notice must be given of the reasonable estimate of the taxes that will be imposed on a taxpayer's property.<sup>6</sup>
- Notice must be given of intent to consider tax increases.<sup>7</sup>

Several types of local governments may tax property. Texas counties and local school districts tax all nonexempt property within their jurisdiction. Cities and special purpose districts such as hospitals, junior colleges or water districts, may also collect certain property taxes.

The Comptroller's office helps ensure that taxpayers have the information needed to preserve their rights and pursue appropriate remedies. In keeping with this commitment, the

<sup>1</sup> Tex. Const. art VIII, §1(a)  
<sup>2</sup> Tex. Const. art VIII, §20  
<sup>3</sup> Tex. Const. art VIII, §1(b)  
<sup>4</sup> Tex. Const. art VIII, §1-d-1  
<sup>5</sup> Tex. Const. art VIII, §1(b)  
<sup>6</sup> Tex. Const. art VIII, §21(c)  
<sup>7</sup> Tex. Const. art VIII, §21(a)

Comptroller's Property Tax Assistance Division (PTAD) created the summary of property tax rights in **Exhibit 2**.

## EXHIBIT 2

### Property Taxpayer Bill of Rights

1. You have the right to equal and uniform taxation.<sup>8</sup>
2. You have the right to ensure that your property is appraised uniformly with similar property in your county.
3. You have the right to have your property appraised according to generally accepted appraisal methods and techniques and other requirements of law.<sup>9</sup>
4. You have the right to receive exemptions or other tax relief for which you qualify and apply timely.<sup>10</sup>
5. You have the right to notice of property value increases, exemption changes and estimated tax amounts.<sup>11</sup>
6. You have the right to inspect non-confidential information used to appraise your property.<sup>12</sup>
7. You have the right to protest your property's value and other appraisal matters to an appraisal review board composed of an impartial group of citizens in your community.<sup>13</sup>
8. You have the right to appeal the appraisal review board's decision to district court in the county where the property is located.<sup>14</sup>
9. You have the right to fair treatment by the appraisal district, the appraisal review board and the tax assessor-collector.
10. You have the right to voice your opinions at open public meetings about proposed tax rates and to ask questions of the governing body responsible for setting tax rates.<sup>15</sup>
11. You have the right to an election to limit a tax increase in certain circumstances.<sup>16</sup>
12. You have the right to receive a free copy of the pamphlet entitled Property Taxpayer Remedies published by the Texas Comptroller of Public Accounts prior to your protest before the appraisal review board.<sup>17</sup>

<sup>8</sup> Tex. Const. art. VIII, §1(a)

<sup>9</sup> Tex. Tax Code Chapter 23 and §23.01(b)

<sup>10</sup> Tex. Const. art. VIII, §1(b), (1-b); Tex. Tax Code Chapter 11

<sup>11</sup> Tex. Const. art. VIII, §21 and Tex. Tax Code §§11.43, 25.19, 25.192 and 25.193

<sup>12</sup> Tex. Tax Code §25.195

<sup>13</sup> Tex. Tax Code §41.41(a)

<sup>14</sup> Tex. Tax Code §§42.01 and 42.21(a)

<sup>15</sup> Tex. Edu. Code §44.004, Tex. Gov't Code Chapter 551 and Tex. Tax Code §26.06

<sup>16</sup> Tex. Tax Code §§26.07, 26.075 and 26.08 and Tex. Water Code §49.236

<sup>17</sup> Tex. Tax Code §41.461

**EXHIBIT 3  
Tax Calendar Phases**

| <b>Appraisal Phase (Jan. 1 through May 15)</b>     |  |
|--|--|
| Jan. 1 – April 30                                  | Property is appraised and exemption applications are processed <sup>29</sup> |
| April – May 1                                      | Notices of appraised value are sent <sup>30</sup>                            |
| May 15   | Appraisal record prepared and submitted to the ARB <sup>31</sup>             |
| <b>Equalization Phase (May 15 through July 25)</b> |  |
| May 15 – July 20                                   | Protests and challenges are heard and determined <sup>32</sup>               |
| July 20  | Appraisal records are approved <sup>33</sup>                                 |
| July 25  | Appraisal roll is certified <sup>34</sup>                                    |
| <b>Assessment Phase (July 25 through Oct. 1)</b>   |  |
| July 25  | Appraisal roll received by taxing units <sup>35</sup>                        |
| July 25 – Sept. 30                                 | Tax rates are adopted and taxes are levied (calculated) <sup>36</sup>        |
| Oct. 1   | Tax bills begin to be sent to taxpayers <sup>37</sup>                        |
| <b>Collection Phase (Oct. 1 through Jan. 31)</b>   |  |
| Oct. 1 – Jan. 31                                   | Current taxes are collected <sup>38</sup>                                    |
| Feb. 1   | Penalties and interest begin to accrue <sup>39</sup>                         |
| July 1   | Additional penalties may be added for legal costs <sup>40</sup>              |

The tax calendar is a schedule of property tax activities with either legal deadlines or deadlines based on the occurrence of other events. If the last day for performing an act falls on a Saturday, Sunday or legal holiday, the deadline is the next regular business day.<sup>41</sup> The Comptroller’s office publishes a calendar of specific deadlines established by Texas property tax laws on its website at [comptroller.texas.gov/taxes/property-tax/calendars/index.php](http://comptroller.texas.gov/taxes/property-tax/calendars/index.php).

During the appraisal phase, property is appraised; determinations are made on exemption applications; appraisal notices are sent to property owners; and the appraisal records are submitted to the ARB. The ARB hears and determines property owner protests and taxing unit challenges and approves the appraisal record during the equalization phase. The assessment phase begins when the appraisal roll is received by the taxing units from the chief appraiser. During the assessment phase, tax rates are adopted, levies are calculated and tax bills are sent. Taxes are collected and penalties and interest are applied on delinquent taxes during the collections phase.

<sup>29</sup> Tex. Tax Code §§11.43 and 23.01

<sup>30</sup> Tex. Tax Code §25.19

<sup>31</sup> Tex. Tax Code §25.22

<sup>32</sup> Tex. Tax Code §§41.01 and 41.12

<sup>33</sup> Tex. Tax Code §41.12

<sup>34</sup> Tex. Tax Code §26.01

<sup>35</sup> Tex. Tax Code §26.01

<sup>36</sup> Tex. Tax Code §§26.01 and 26.05

<sup>37</sup> Tex. Tax Code §31.01(a)

<sup>38</sup> Tex. Tax Code §31.01(a)

<sup>39</sup> Tex. Tax Code §§31.02 and 33.01

<sup>40</sup> Tex. Tax Code §33.07

<sup>41</sup> Tex. Tax Code §1.06

# Collections

Tax collections begin around Oct. 1.<sup>445</sup> A property owner typically has until Jan. 31 of the following year to pay the taxes.<sup>446</sup> On Feb. 1, penalty and interest charges begin accumulating on most unpaid tax bills.<sup>447</sup> If Feb. 1 is drawing near and no bill has been received, a taxpayer should contact the local tax office to find out how much tax is owed and make sure the correct name and address are on record.

Under certain circumstances, taxing units may impose additional penalties for legal costs on unpaid taxes.<sup>448</sup> Before a person buys a home, it is a good idea to obtain a tax certificate for the home from all jurisdictions that tax it. The tax certificate will show whether delinquent taxes are owed on the property.<sup>449</sup>

## Tax Payment Deadlines

If the tax bill is mailed after Jan. 10, the delinquency date is postponed to the first day of the next month that allows at least 21 days to pay after original bill is mailed.<sup>450</sup> The delinquency date must be printed on the bill.<sup>451</sup>

Most property owners pay their property taxes before year's end so they can deduct the payments from their federal income taxes. If a property owner is appealing an ARB order to district court, he or she must pay the amount not in dispute; the amount due based on the ARB order; or the amount of taxes imposed on the property in the preceding year.<sup>452</sup> If a property owner's taxes are subject to the split-payment option, he or she may pay one-half of the required tax before Dec. 1 and the remaining half of that amount before July 1 of the following year.<sup>453</sup> The appeal must be accompanied by a statement in writing of the amount of taxes not in dispute the property owner proposed to pay.<sup>454</sup> A property owner may pay an additional amount of taxes at any time without

forfeiting his or her right to a final determination of the appeal.<sup>455</sup> If a property owner is appealing an ARB order to binding arbitration, he or she must pay the tax amount not in dispute.<sup>456</sup>

A property owner may make a payment under protest by indicating so on the instrument of payment or a document accompanying the payment.<sup>457</sup>

## Payment Options

Check with the tax collection office on local payment options that may be available, such as tax deferrals, discounts, escrow accounts, installments and split payments.

### Property Tax Deferrals

A property owner may defer homestead taxes for value exceeding 105 percent of the home's appraised value, plus any new improvements, from the preceding tax year.<sup>458</sup> The property owner must file a deferral application with the appraisal district before the taxes become delinquent<sup>459</sup> and pay the taxes based on 105 percent of the home's value.<sup>460</sup>

While any taxpayer can defer payments on value that exceeds 105 percent, a homeowner age 65 or older or disabled or an individual qualified for a Tax Code Section 11.22 disabled veteran exemption may defer or postpone paying any property taxes on the full taxable value of the home for as long as he or she owns and lives in it.<sup>461</sup>

To postpone tax payments, the taxpayer must file a tax deferral affidavit with the appraisal district.<sup>462</sup> A tax deferral only postpones the tax liability.<sup>463</sup> It does not cancel it.<sup>464</sup>

<sup>445</sup> Tex. Tax Code §31.01(a)

<sup>446</sup> Tex. Tax Code §31.02(a)

<sup>447</sup> Tex. Tax Code §33.01(a)

<sup>448</sup> Tex. Tax Code §§33.01(a), 33.07 and 33.08

<sup>449</sup> Tex. Tax Code §31.08(a)

<sup>450</sup> Tex. Tax Code §31.04(a)

<sup>451</sup> Tex. Tax Code §31.01(c)(7)

<sup>452</sup> Tex. Tax Code §42.08(b)

<sup>453</sup> Tex. Tax Code §42.08(c)

<sup>454</sup> Tex. Tax Code §42.08(b-1)

<sup>455</sup> Tex. Tax Code §42.08(c)

<sup>456</sup> Tex. Tax Code §41A.10(a)

<sup>457</sup> Tex. Tax Code §31.115

<sup>458</sup> Tex. Tax Code §33.065(a)

<sup>459</sup> Tex. Tax Code §33.065(b) and (c)

<sup>460</sup> Tex. Tax Code §33.065(f)

<sup>461</sup> Tex. Tax Code §33.06(a) and (b)

<sup>462</sup> Tex. Tax Code §33.06(b)

<sup>463</sup> Tex. Tax Code §33.06(a)

<sup>464</sup> Tex. Tax Code §33.06(b) and (d)



Interest on the amount due accrues at the rate of 5 percent a year.<sup>465</sup> Past taxes and interest become due 181 days after the property owner or qualified surviving spouse no longer owns or lives in the home that qualified as a homestead.<sup>466</sup> Any penalty and interest that was due on the tax bill for the home before the tax deferral will remain on the property and become due when the deferral ends.<sup>467</sup>

A property owner may abate a delinquent tax lawsuit by filing this affidavit with the court.<sup>468</sup> A property owner may stop a pending tax sale by filing the affidavit with the officer conducting the sale and the appraisal district, taxing unit or taxing unit's delinquent tax attorney.<sup>469</sup>

### Installment Payments

Some taxpayers can pay homestead taxes in installments.<sup>470</sup> If a person qualifies for a residence homestead exemption because he or she is disabled, age 65 or older, a disabled veteran or the surviving spouse of a disabled veteran, the property owner may pay the current taxes on the home in four installments.<sup>471</sup> This installment option is also available to partially disabled veterans and their unmarried surviving spouses with homes donated by charitable organizations.<sup>472</sup>

Homeowners and some small businesses whose property is damaged in a disaster and located in a designated disaster area also may pay their taxes in four installments.<sup>473</sup>

A property owner may pay taxes imposed on property in four equal installments without penalty or interest if the first installment payment is paid before the Feb. 1 delinquency date and the remaining three payments before April 1, June 1 and Aug. 1.<sup>474</sup> If the delinquency date is not Feb. 1, other installment deadlines apply.<sup>475</sup> Installment payments apply to all taxing units on the tax bill.<sup>476</sup>

The property owner must give written notice with his or her first payment that the property owner is paying the taxes in installments.<sup>477</sup> A property owner may make the first installment and request the installment agreement prior to the first day of the first month after the delinquency date, but the owner will be penalized for the delinquency of the first installment.<sup>478</sup>

If a property owner misses an installment payment, he or she will receive a 6 percent penalty and pay interest at 1 percent per month for each month of delinquency.<sup>479</sup>

### Other Payment Options

Check with the tax collector on payment options that may be available on a local option basis, such as:

- **discounts, if taxes are paid early;**<sup>480</sup>
- **split payment** of taxes, allowing the property owner to pay half the taxes by Nov. 30 and the remainder by June 30 without a penalty;<sup>481</sup>
- **partial payment** of the taxes;<sup>482</sup>
- **escrow agreements** for a special year-round account;<sup>483</sup> and
- **work contracts**, in lieu of paying taxes, for certain taxpayers doing certain duties.<sup>484</sup>

A tax collector is only required to enter into an escrow agreement when one is requested by:

- a disabled veteran or a recipient of the Purple Heart, Congressional Medal of Honor, Bronze Star Medal, Silver Star, Legion of Merit or a service cross awarded by a branch of the United States armed forces for payment of property taxes on the property owner's residence homestead;<sup>485</sup> or
- a manufactured home owner for payment of property taxes on the property owner's manufactured home.<sup>486</sup>

<sup>465</sup> Tex. Tax Code §33.06(d)

<sup>466</sup> Tex. Tax Code §33.06(b) and (f)

<sup>467</sup> Tex. Tax Code §33.06(d)

<sup>468</sup> Tex. Tax Code §33.06(c)

<sup>469</sup> Tex. Tax Code §33.06(c-1)

<sup>470</sup> Tex. Tax Code §31.031

<sup>471</sup> Tex. Tax Code §31.031(a)

<sup>472</sup> Tex. Tax Code §31.031(a)(2)(B)

<sup>473</sup> Tex. Tax Code §31.032(a)

<sup>474</sup> Tex. Tax Code §31.031(a-1)

<sup>475</sup> Tex. Tax Code §31.031(a-1)

<sup>476</sup> Tex. Tax Code §31.031(a-1)

<sup>477</sup> Tex. Tax Code §§31.031(a-1) and (a-2) and 31.032(b) and (b-1)

<sup>478</sup> Tex. Tax Code §§31.031(a-2) and 31.032(b-1)

<sup>479</sup> Tex. Tax Code §§31.031(b), 31.032(d) and 33.01(c)

<sup>480</sup> Tex. Tax Code §31.05

<sup>481</sup> Tex. Tax Code §31.03

<sup>482</sup> Tex. Tax Code §31.07

<sup>483</sup> Tex. Tax Code §31.072

<sup>484</sup> Tex. Tax Code §§31.035, 31.036 and 31.037

<sup>485</sup> Tex. Tax Code §31.072(h)

<sup>486</sup> Tex. Tax Code §31.072(i)



**Southwestern Public Service**

**Company**

**2020 Lead Lag Study**

**12 Months Ended June 30, 2020**

**Workpapers**

**Payroll Tax Guidelines**

# 2019



Department of the Treasury  
Internal Revenue Service

## Instructions for Form 940

### Employer's Annual **Federal Unemployment (FUTA) Tax Return**

Section references are to the Internal Revenue Code unless otherwise noted.

#### Future Developments

For the latest information about developments related to Form 940 and its instructions, such as legislation enacted after they were published, go to [IRS.gov/Form940](https://www.irs.gov/Form940).

#### What's New

**New filing addresses.** The filing addresses have changed for some employers. See [Where Do You File](#), later, before filing your return.

**Credit reduction state.** A state that hasn't repaid money it borrowed from the federal government to pay unemployment benefits is a "credit reduction state." The Department of Labor determines these states. If an employer pays wages that are subject to the unemployment tax laws of a credit reduction state, that employer must pay additional federal unemployment tax when filing its Form 940.

For 2019, the U.S. Virgin Islands (USVI) is the only credit reduction state. If you paid any wages that are subject to the unemployment compensation laws of the USVI, your credit against federal unemployment tax will be reduced based on the credit reduction rate for the USVI. Use Schedule A (Form 940) to figure the credit reduction. For more information, see the Schedule A (Form 940) instructions or visit [IRS.gov](https://www.irs.gov).

#### Reminders

**Moving expense and bicycle commuting reimbursements are subject to FUTA tax.** The Tax Cuts and Jobs Act (P.L. 115-97) suspends the exclusion for qualified moving expense reimbursements from your employee's income under section 132 and the deduction from the employee's income under section 217, as well as the exclusion for qualified bicycle commuting reimbursements from your employee's income under section 132, beginning after 2017 and before 2026. Therefore, moving expense and bicycle commuting reimbursements aren't exempt from FUTA tax during this period. Don't include moving expense or bicycle commuting reimbursements on Form 940, line 4. For more information about fringe benefits, see Pub. 15-B.

**Certification program for professional employer organizations (PEOs).** The Stephen Beck, Jr., Achieving a Better Life Experience Act of 2014 required the IRS to establish a voluntary certification program for PEOs. PEOs handle various payroll administration and tax reporting responsibilities for their business clients and are typically paid a fee based on payroll costs. To become and remain certified under the certification program,

certified professional employer organizations (CPEOs) must meet various requirements described in sections 3511 and 7705 and related published guidance. Certification as a CPEO may affect the employment tax liabilities of both the CPEO and its customers. A CPEO is generally treated for employment tax purposes as the employer of any individual who performs services for a customer of the CPEO and is covered by a contract described in section 7705(e)(2) between the CPEO and the customer (CPEO contract), but only for wages and other compensation paid to the individual by the CPEO. To become a CPEO, the organization must apply through the IRS Online Registration System. For more information or to apply to become a CPEO, visit the IRS website at [IRS.gov/CPEO](https://www.irs.gov/CPEO).

For wages paid to a work site employee, a CPEO is eligible for the credit for state unemployment tax paid to a state unemployment fund, whether the CPEO or a customer of the CPEO made the contribution. In addition, a CPEO is allowed the additional credit if the CPEO is permitted, under state law, to collect and remit contributions to the state unemployment fund with respect to a work site employee. For more information on the credit, see [Credit for State Unemployment Tax Paid to a State Unemployment Fund](#), later.

CPEOs generally must file Form 940 and Schedule R (Form 940), Allocation Schedule for Aggregate Form 940 Filers, electronically. For more information about a CPEO's requirement to file electronically, see Rev. Proc. 2017-14, 2017-3 I.R.B. 426, available at [IRS.gov/irb/2017-03\\_IRB#RP-2017-14](https://www.irs.gov/irb/2017-03_IRB#RP-2017-14).

**Outsourcing payroll duties.** Generally, as an employer, you're responsible to ensure that tax returns are filed and deposits and payments are made, even if you contract with a third party to perform these acts. You remain responsible if the third party fails to perform any required action. Before you choose to outsource any of your payroll and related tax duties (that is, withholding, reporting, and paying over social security, Medicare, FUTA, and income taxes) to a third-party payer, such as a payroll service provider or reporting agent, go to [IRS.gov/OutsourcingPayrollDuties](https://www.irs.gov/OutsourcingPayrollDuties) for helpful information on this topic. If a CPEO pays wages and other compensation to an individual performing services for you, and the services are covered by a contract described in section 7705(e)(2) between you and the CPEO (CPEO contract), then the CPEO is generally treated for employment tax purposes as the employer, but only for wages and other compensation paid to the individual by the CPEO. However, with respect to certain employees covered by a CPEO contract, you may also be treated as an employer of the employees and, consequently, may also be liable for federal employment taxes imposed on wages and other compensation paid by the CPEO to such

---

## General Instructions

### What's the Purpose of Form 940?

These instructions give you some background information about Form 940. They tell you who must file the form, how to fill it out line by line, and when and where to file it.

Use Form 940 to report your annual Federal Unemployment Tax Act (FUTA) tax. Together with state unemployment tax systems, the FUTA tax provides funds for paying unemployment compensation to workers who have lost their jobs. Most employers pay both a federal and a state unemployment tax. Only employers pay FUTA tax. Don't collect or deduct FUTA tax from your employees' wages.

The FUTA tax applies to the first \$7,000 you pay to each employee during a calendar year after subtracting any payments exempt from FUTA tax.

### Who Must File Form 940?

Except as noted below, if you answer "Yes" to either one of these questions, you must file Form 940.

- Did you pay wages of \$1,500 or more to employees in any calendar quarter during 2018 or 2019?
- Did you have one or more employees for at least some part of a day in any 20 or more different weeks in 2018 or 20 or more different weeks in 2019? Count all full-time, part-time, and temporary employees. However, if your business is a partnership, don't count its partners.

If your business was sold or transferred during the year, each employer who answered "Yes" to at least one question above must file Form 940. However, don't include any wages paid by the predecessor employer on your Form 940 unless you're a successor employer. For details, see [Successor employer](#) under [Type of Return](#), later.

If you're not liable for FUTA tax for 2019 because you made no payments to employees in 2019, check box *c* in the top right corner of the form. Then go to Part 7, sign the form, and file it with the IRS.

If you won't be liable for filing Form 940 in the future because your business has closed or because you stopped paying wages, check box *d* in the top right corner of the form. For more information, see [Final: Business closed or stopped paying wages](#) under [Type of Return](#), later.

### For Employers of Household Employees . . .

If you're a household employer, you must pay FUTA tax on wages that you paid to your household employees only if you paid cash wages of \$1,000 or more in any calendar quarter in 2018 or 2019.

- A household employee performs household work in a:
- Private home,
  - Local college club, or
  - Local chapter of a college fraternity or sorority.

Generally, employers of household employees must file Schedule H (Form 1040 or 1040-SR) instead of Form 940.

However, if you have other employees in addition to household employees, you can choose to include the

FUTA taxes for your household employees on Form 940 instead of filing Schedule H (Form 1040 or 1040-SR). If you choose to include household employees on your Form 940, you also must file Form 941, Employer's QUARTERLY Federal Tax Return; Form 943, Employer's Annual Federal Tax Return for Agricultural Employees; or Form 944, Employer's ANNUAL Federal Tax Return; to report social security, Medicare, and any withheld federal income taxes for your household employees. See Pub. 926 for more information.

### For Agricultural Employers . . .

File Form 940 if you answer "Yes" to either of these questions.

- Did you pay cash wages of \$20,000 or more to farmworkers during any calendar quarter in 2018 or 2019?
- Did you employ 10 or more farmworkers during some part of the day (whether or not at the same time) during any 20 or more different weeks in 2018 or 20 or more different weeks in 2019?

Count wages you paid to aliens who were admitted to the United States on a temporary basis to perform farmwork (workers with H-2A visas). However, wages paid to "H-2A visa workers" aren't subject to FUTA tax. See Pub. 51 for more information.

### For Indian Tribal Governments . . .

Services rendered by employees of a federally recognized Indian tribal government employer (including any subdivision, subsidiary, or business enterprise wholly owned by the tribe) are exempt from FUTA tax and no Form 940 is required. However, the tribe must have participated in the state unemployment system for the full year and be in compliance with applicable state unemployment law. For more information, see section 3309(d).

### For Tax-Exempt Organizations . . .

Religious, educational, scientific, charitable, and other organizations described in section 501(c)(3) and exempt from tax under section 501(a) aren't subject to FUTA tax and don't have to file Form 940.

### For Employers of State or Local Governments . . .

Services rendered by employees of a state, political subdivision or instrumentality of the state are exempt from FUTA tax and no Form 940 is required.

### When Must You File Form 940?

The due date for filing Form 940 for 2019 is January 31, 2020. However, if you deposited all your FUTA tax when it was due, you may file Form 940 by February 10, 2020.

If we receive your return after the due date, we will treat your return as filed on time if the envelope containing your return is properly addressed, contains sufficient postage, and is postmarked by the U.S. Postal Service on or before the due date or sent by an IRS-designated private delivery service (PDS) on or before the due date. However, if you don't follow these guidelines, we will consider your return filed when it is actually received. For more information about PDSs, see [Where Do You File](#), later.

[Worksheet—Line 10](#) as if you paid them. For details on successor employers, see [Successor employer](#) under [Type of Return](#), later. If the predecessor was required to file Form 940, see the [line 5](#) instructions.

## When Must You Deposit Your FUTA Tax?

Although Form 940 covers a calendar year, you may have to deposit your FUTA tax before you file your return. If your FUTA tax is more than \$500 for the calendar year, you must deposit at least one quarterly payment.

You must determine when to deposit your tax based on the amount of your quarterly tax liability. If your FUTA tax is \$500 or less in a quarter, carry it over to the next quarter. Continue carrying your tax liability over until your cumulative tax is more than \$500. At that point, you must deposit your tax for the quarter. Deposit your FUTA tax by the last day of the month after the end of the quarter. If your tax for the next quarter is \$500 or less, you're not required to deposit your tax again until the cumulative amount is more than \$500.

**Fourth quarter liabilities.** If your FUTA tax for the fourth quarter (plus any undeposited amounts from earlier quarters) is more than \$500, deposit the entire amount by January 31, 2020. If it is \$500 or less, you can either deposit the amount or pay it with your Form 940 by January 31, 2020.

**In years when there are credit reduction states, you must include liabilities owed for credit reduction with your fourth quarter deposit.**

### When To Deposit Your FUTA Tax

| If your undeposited FUTA tax is more than \$500 on . . . * | Deposit your tax by . . . |
|--|---------------------------|
| March 31   | April 30                  |
| June 30  | July 31                   |
| September 30   | October 31                |
| December 31  | January 31                |

\*Also, see the instructions for [line 16](#).

**TIP** If any deposit due date falls on a Saturday, Sunday, or legal holiday, you may deposit on the next business day. See [Timeliness of federal tax deposits](#), later.

## How Do You Figure Your FUTA Tax Liability for Each Quarter?

You owe FUTA tax on the first \$7,000 you pay to each employee during the calendar year after subtracting any payments exempt from FUTA tax. The FUTA tax is 6.0% (0.060) for 2019. Most employers receive a maximum credit of up to 5.4% (0.054) against this FUTA tax. Every quarter, you must figure how much of the first \$7,000 of each employee's annual wages you paid during that quarter.

### Figure Your Tax Liability

Before you can figure the amount to deposit, figure your FUTA tax liability for the quarter. To figure your tax liability,

add the first \$7,000 of each employee's annual wages you paid during the quarter for FUTA wages paid and multiply that amount by 0.006.

The tax rates are based on your receiving the maximum credit against FUTA taxes. You're entitled to the maximum credit if you paid all state unemployment tax by the due date of your Form 940 or if you weren't required to pay state unemployment tax during the calendar year due to your state experience rate.

**Example.** During the first quarter, you had three employees: Mary Smith, George Jones, and Jane Moore. You paid \$11,000 to Mary, \$2,000 to George, and \$4,000 to Jane. None of the payments made were exempt from FUTA tax.

To figure your liability for the first quarter, add the first \$7,000 of each employee's wages subject to FUTA tax:

|                 |   |
|-----------------|---|
| \$7,000         | Mary's wages subject to FUTA tax                      |
| 2,000           | George's wages subject to FUTA tax                    |
| + 4,000         | Jane's wages subject to FUTA tax                      |
| <u>\$13,000</u> | Total wages subject to FUTA tax for the first quarter |

|             |   |
|-------------|---|
| \$13,000    | Total wages subject to FUTA tax for the first quarter |
| x 0.006     | Tax rate (based on maximum credit of 5.4%)            |
| <u>\$78</u> | Your liability for the first quarter                  |

In this example, you don't have to make a deposit because your liability is \$500 or less for the first quarter. However, you must carry this liability over to the second quarter.

If any wages subject to FUTA tax aren't subject to state unemployment tax, you may be liable for FUTA tax at the maximum rate of 6.0%. For instance, in certain states, wages paid to corporate officers, certain payments of sick pay by unions, and certain fringe benefits are excluded from state unemployment tax.

**Example.** Mary Smith and George Jones are corporate officers whose wages are excluded from state unemployment tax in your state. Jane Moore's wages aren't excluded from state unemployment tax. During the first quarter, you paid \$11,000 to Mary, \$2,000 to George, and \$4,000 to Jane.

|              |  |
|--------------|--|
| \$9,000      | Total FUTA wages for Mary and George in first quarter    |
| x 0.060      | Tax rate   |
| <u>\$540</u> | Your liability for the first quarter for Mary and George |

|             |  |
|-------------|--|
| \$4,000     | Total FUTA wages subject to state unemployment tax |
| x 0.006     | Tax rate (based on maximum credit of 5.4%)         |
| <u>\$24</u> | Your liability for the first quarter for Jane      |

|              |   |
|--------------|---|
| \$540        | Your liability for the first quarter for Mary and George        |
| + 24         | Your liability for first quarter for Jane                       |
| <u>\$564</u> | Your liability for the first quarter for Mary, George, and Jane |

In this example, you must deposit \$564 by April 30 because your liability for the first quarter is more than \$500.



**Employer Responsibilities  
Under the  
Unemployment Compensation Law  
Of  
New Mexico**

## **DUE DATE FOR QUARTERLY WAGE REPORTS**

### **QUARTERS**

January, February & March

April, May & June

July, August & September

October, November & December

### **DUE DATES**

April 30

July 31

October 31

January 31

**Make Your Checks Payable To:  
New Mexico Department Of Workforce Solutions**

**(Write your employer account number on your check)**

### **Interest and Penalties**

Interest of one percent per month accrues on all taxes not paid by the due date (the end of the month following close of quarter).

Quarterly contribution (tax) reports and payments not made and filed by the due date are subject to penalties as follows:

- Late Report Penalty, Fifty Dollars (\$50)
- Late Payment Penalty, Twenty Five Dollars (\$25) or Five Percent (5%) whichever is greater
- Dishonored Check Penalty, Twenty Five Dollars (\$25). A late payment penalty will also apply to checks not honored by the bank.

The Department may estimate the amount of tax due for an employer who fails to timely file a quarterly report. In addition, a delinquent non-profit organization may lose its option to make payments in lieu of contributions.

The Act provides for criminal prosecution of those employers who make false statements, fail to disclose information, or fail to file quarterly reports.


### **TAX RATES**

The standard tax rate for new employers is two percent (2%) for four years of the total taxable wages.

### **Employer's Experience Account**

A separate unemployment account is established for each individual, partnership, association, trustee, estate, corporation or other form of employing unit who becomes an employer.

Each account is credited with tax payments made on its behalf and charged (exceptions are explained below) with benefits paid to former employees based on wages reported under that account.



[About Us](#) | 
 [Contact Us](#) | 
 [Find Locations](#) | 
 [FAQ](#) | 
 [En Español](#) | 
 [Tiếng Việt](#)

[Job Seekers & Employees](#) | 
 [Businesses & Employers](#) | 
 [Community & Workforce Partners](#) | 
 [Students, Parents & Educators](#) | 
 [TWC Agency Information](#)

Home > Businesses & Employers > Unemployment Tax > Payment Options for Unemployment Tax



## Tax Report & Payment Due Dates

### On this page:

- [Due Dates for Employer's Quarterly Reports & Payments](#)
- [Due Dates for Annual Domestic Employer's Report & Payment](#)
- [Adjustments for Saturday, Sunday or Legal Holidays](#)
- [Where to Mail Reports & Payments](#)
- [Contact Information](#)
- [Laws & Rules](#)

### Contact Information

- [Unemployment tax contact information](#)

### Due Dates for Employer's Quarterly Reports & Payments

| For Wages Paid During | Calendar Quarter Ends | Due       | Must be Filed & Paid By |
|-----------------------|-----------------------|-----------|-------------------------|
| Jan, Feb, Mar         | March 31              | April 1   | April 30                |
| Apr, May, Jun         | June 30               | July 1    | July 31                 |
| Jul, Aug, Sep         | September 30          | October 1 | October 31              |
| Oct, Nov, Dec         | December 31           | January 1 | January 31              |

[Return to Top](#)

### Due Dates for Annual Domestic Employer's Report & Payment

For domestic-only employers who have previously elected to report and pay taxes on an annual basis, quarterly reports and taxes become due on January 1 and are required to be reported and paid no later than January 31 on wages for employment paid in the preceding calendar year. For more information on electing to pay annually, see our page on [Domestic Employment](#).

[Return to Top](#)

### Adjustments for Saturday, Sunday or Legal Holidays

If the due date for a report or tax payment falls on Saturday, Sunday or a legal holiday on which Texas Workforce Commission offices are closed, reports and payments are considered timely if they are received on or before the following business day.

[Return to Top](#)

### Where to Mail Reports & Payments

Reminder – Only employers with granted electronic hardship waivers can submit reports and payments by mail.

Cashier - Texas Workforce Commission  
 P.O. Box 149037  
 Austin, TX 78714-9037

Please write your account number on your check.

[Return to Top](#)



## Michigan Unemployment Taxes

[UIA Home](#)

[TIA Home](#)

[TED Home](#)

[Contact UIA](#)

[FAQ](#)

[Online Services](#)

[MI.gov](#)



**Michigan**  
**Unemployment Insurance Agency**  
Department of Talent and Economic Development | Talent Investment Agency



[UIA](#) / [EMPLOYERS](#)

### When to Report Wages

Wage reports are due by the 25th of the month following the end of the calendar quarter:

[Employer's Quarterly Wage/Tax Reporting Schedule](#)



| Quarter | Ending Date | Due Date |
|---------|-------------|----------|
| 1       | March 31    | April 25 |
| 2       | June 30     | July 25  |
| 3       | Sept. 30    | Oct. 25  |
| 4       | Dec. 31     | Jan. 25  |

**Related Content**

- [Employer's Quarterly Wage/Tax Report](#)

**Southwestern Public Service**

**Company**

**2020 Lead Lag Study**

**12 Months Ended June 30, 2020**

**Workpapers**

**Sales and Use Tax Guidelines**

# FYI-105

New Mexico  
Taxation and Revenue Department

## FOR YOUR INFORMATION

Tax Information/Policy Office ♦ P.O. Box 630 ♦ Santa Fe, New Mexico 87504-0630

### GROSS RECEIPTS & COMPENSATING TAXES: AN OVERVIEW

JULY 1, 2019 - JUNE 30, 2020

*Taxpayers should be aware that subsequent legislation, regulations, court decisions, revenue rulings, notices and announcements may affect the accuracy of this publication's contents. Please contact the district tax office nearest you (see the last page of this publication) or check the Department's web site at [www.tax.newmexico.gov](http://www.tax.newmexico.gov). Click on "Forms and Publications."*

#### CONTENTS

|   |           |
|---|-----------|
| <b>INTRODUCTION</b> .....   | <b>2</b>  |
| <b>GOVERNMENTAL GROSS RECEIPTS TAX</b> .....                                | <b>2</b>  |
| EXEMPTIONS FROM GOVERNMENTAL GROSS RECEIPTS TAX .....                       | 3         |
| DEDUCTIONS FROM GOVERNMENTAL GROSS RECEIPTS TAX .....                       | 3         |
| <b>LEASED VEHICLE GROSS RECEIPTS TAX AND LEASED VEHICLE SURCHARGE</b> ..... | <b>3</b>  |
| <b>TRIBAL TAXES</b> .....   | <b>4</b>  |
| <b>GROSS RECEIPTS TAX</b> .....   | <b>4</b>  |
| EXEMPTIONS FROM GROSS RECEIPTS TAX .....                                    | 9         |
| DEDUCTIONS FROM GROSS RECEIPTS TAX.....                                     | 12        |
| <b>COMPENSATING TAX</b> .....   | <b>28</b> |
| EXEMPTIONS FROM COMPENSATING TAX .....                                      | 29        |
| DEDUCTIONS FROM COMPENSATING TAX .....                                      | 31        |
| <b>CRS TAX CREDITS</b> .....  | <b>33</b> |
| <b>HOW AND WHEN TO REPORT AND PAY CRS TAXES</b> .....                       | <b>38</b> |
| IF YOU OWE \$1,000 OR MORE .....  | 38        |
| IF YOU OWE \$25,000 OR MORE .....   | 38        |
| REPORTING PERIODS.....  | 39        |
| CALCULATING LATE-FILING PENALTY AND INTEREST .....                          | 39        |
| APPLYING FOR A REFUND .....   | 40        |
| AMENDING THE FORM CRS-1 .....   | 40        |
| <b>ACCOUNT NOTICES</b> .....  | <b>40</b> |
| <b>COMMON QUESTIONS AND ANSWERS OF CRS TAXPAYERS</b> .....                  | <b>43</b> |
| <b>TAXPAYER INFORMATION</b> .....   | <b>45</b> |
| <b>FOR FURTHER ASSISTANCE</b> .....   | <b>46</b> |

New Mexico Taxation and Revenue Department

## **INTRODUCTION**

This publication includes a description of gross receipts and compensating taxes; exemptions, deductions and credits available for each tax; how and when to report and pay the taxes; account notices issued by the Taxation and Revenue Department (Department); and, finally, responses to frequently asked questions by taxpayers.

This information is a general explanation of the gross receipts and compensating tax laws and is presented as a service to taxpayers. Because these instructions are intended to provide general guidance and do not address all specific circumstances, they are not binding on the Department. If you have any questions regarding your particular situation, please contact one of the Department's local tax offices, call center, or the Santa Fe headquarters.

Statutory citations in this publication are to the New Mexico Statutes Annotated (NMSA 1978). The Gross Receipts and Compensating Tax Act is compiled as Sections 7-9-1 through 7-9-116 NMSA 1978.

"CRS" is the Department's Combined Reporting System. Using Form CRS-1 you can report one or more of the following taxes:

1. Gross Receipts Tax (includes municipal and county taxes)
2. Compensating Tax
3. Withholding Tax\*
4. Governmental Gross Receipts Tax
5. Interstate Telecommunications Gross Receipts Tax (for more information request FYI-403 from your local district tax office or view it online at <http://www.tax.newmexico.gov/forms-publications.aspx>)
6. Leased Vehicle Gross Receipts Tax (for more information request FYI-225 from your local district tax office or view it online at <http://www.tax.newmexico.gov/forms-publications.aspx>)
7. Leased Vehicle Surcharge
8. Tribal Taxes

\* A description of withholding tax is included in the publication FYI-104 available from your local district tax office. You may also view it online at <http://www.tax.newmexico.gov/forms-publications.aspx>.

The form used to report these taxes is the Form CRS-1. A supply of these forms is available in the CRS-1 Filer's Kit. The kit is mailed out every six months in June and December to all registered taxpayers who do not file online and contains a six-month supply of Form CRS-1, current gross receipts tax rates, and frequently requested CRS-related forms. If you did not receive your CRS-1 Filer's Kit, contact your local district tax office (see FOR FURTHER ASSISTANCE on page 46).

**Note:** Useful publications such as the **FYI-402**, *Taxpayer Remedies* and **FYI-406**, *Your Rights Under the Tax Law* can be located on our website at <http://www.tax.newmexico.gov/forms-publications.aspx> or a copy can be obtained from your local district office.

## **GOVERNMENTAL GROSS RECEIPTS TAX**

For the privilege of engaging in certain activities by governments, there is a governmental gross receipts tax of 5% imposed on the receipts of New Mexico state and local government agency, institution, instrumentality or political subdivision (except public school districts and an entity licensed by the Department of health, other than a hospital, that is principally engaged in providing health care services) from:

1. The sale of tangible personal property, other than water, from facilities open to the general public;
2. The performance of or admissions to recreational, athletic or entertainment services or events in facilities open to the general public;
3. Refuse collection, refuse disposal, or both;
4. Sewage services;
5. The sale of water by a utility owned or operated by a county, municipality or other political subdivision of the state,

New Mexico Taxation and Revenue Department

that their inability to meet the sequestration requirements was beyond their control, the Environment Department will determine the amount of the credits that shall be refunded. The refund would be required within 180 days of the order by the Environment Department. Expenditures for which a taxpayer claims a credit would be ineligible for credits under the Investment Credit Act or any other credit against gross receipts, compensating or withholding taxes.

**ALTERNATIVE ENERGY PRODUCTS MANUFACTURING TAX CREDIT**

Manufacturers of certain alternative energy products may receive a tax credit not to exceed 5% of qualified expenditures for manufacturing equipment used in the manufacturing operation. The credit may be applied against state taxes due on the Form CRS-1 (less local option gross receipts taxes). Alternative energy product means an alternative energy vehicle, fuel cell system, renewable energy system or any component of an alternative energy vehicle, fuel cell system or renewable energy system or components for integrated gasification combined cycle coal facilities, equipment related to the sequestration of carbon from integrated gasification combined cycle plants, or beginning in taxable year 2011 and ending in taxable year 2019, a product extracted from or secreted by a single cell photosynthetic organism. If the amount of the credit exceeds a taxpayer's liability, the excess can be carried forward for up to five years.

To be eligible to claim a credit, the taxpayer shall employ at least one new full-time employee for every \$500,000 of expenditures up to \$30 million, and at least one new full-time employee for every \$1 million of expenditures over \$30 million. If a taxpayer ceases operations at a facility for at least 180 days within a two-year period after claiming credits, no additional credits will be granted with regard to that facility. Amounts of credit approved, but not yet claimed, will be extinguished and the taxpayer will owe the amount of tax that the claimed credits had offset. For purposes of a recapture of this credit, having ceased operations does not include reasonable periods for maintenance or retooling, for the repair or replacement of facilities damaged or destroyed or during labor disputes.

**HOW AND WHEN TO REPORT AND PAY CRS TAXES**

You should report gross receipts, compensating and withholding taxes using the Form CRS-1. The Form CRS-1 and tax are due on the 25th of the month following the end of your reporting period. If the 25th falls on a Saturday, Sunday or legal holiday the Form CRS-1 is due the next business day. **A Form CRS-1 must be filed whether or not any tax is due.** If no tax is due, file a "zero" report.

For paper returns that are mailed to the Department, we look at the U.S. Postal Service postmark or time stamp of a qualifying courier service (currently designated by the U.S. Secretary of the Treasury under 26 USCA 7502) on the envelope to determine if a report was filed on time. Please do not mail cash.

If you file your Form CRS-1 and pay the tax using our online system, the date that the return and payment is submitted and accepted by the Department will be used to determine if the filing and payment of tax is timely.

**Notice: When you provide a check as payment, you authorize the Taxation and Revenue Department either to use information from your check to make a one-time electronic fund transfer from your account, or to process the payment as a check transaction.**

**IF YOU OWE \$1,000 OR MORE**

**Filing Requirements:** You are required to file as a monthly filer if your combined tax liability for gross receipts, compensating, withholding, governmental gross receipts, leased vehicle gross receipts and interstate telecommunications gross receipts taxes and leased vehicle surcharge averaged \$1,000 or more per month for the previous calendar year (regardless of the tax due for the current month), you are required to file your Form CRS-1 electronically (Regulation 3.1.4.18 NMAC). You can file your Form CRS-1 on the Department's web site at <http://www.tax.newmexico.gov/Online-Services/default.aspx>.

**IF YOU OWE \$25,000 OR MORE**

New Mexico Taxation and Revenue Department

**Payment Requirements:** If your combined tax liability for gross receipts, compensating, withholding, governmental gross receipts, leased vehicle gross receipts and interstate telecommunications gross receipts taxes and leased vehicle surcharge averaged \$25,000 or more per month for the previous calendar year (regardless of the tax due for the current month), statute requires your payment in usable funds by the tax-due date. You may choose one of several special payment methods to make the payment, but you must make your payment by the due date appropriate for the method you choose. For the mechanics of the choices and more detailed information, please request "FYI-401" from your local district tax office or view it online at <http://www.tax.newmexico.gov/forms-publications.aspx>.

**IMPORTANT:** Check the appropriate box on your Form CRS-1 for payment by automated clearinghouse or federal wire transfer. Your Form CRS-1 must be mailed on or before the due date, or penalty will be assessed at 2% per month, up to 20%, of the amount of tax due, even if payment has been made in a timely fashion

## REPORTING PERIODS

### MONTHLY FILING

A monthly filing period is assigned when you register with the Department unless you qualify for and request either a quarterly or semi-annual filing period. Monthly reporting periods are from the first day of the month to the last day of the month; e.g., January 1 through January 31. New businesses whose start-business date is after the first of the month should still use the first day of the month to the last day of the month as the report period. Monthly filers may be required to file their Form CRS-1 electronically. For more information on this filing requirement, please request FYI-108, *Electronic Filing Mandate*, from one of our local district tax offices or online at <http://www.tax.newmexico.gov/forms-publications.aspx>.

### REQUESTING OR CHANGING FROM MONTHLY TO QUARTERLY OR SEMI-ANNUAL FILING

If you are on a monthly filing basis and your combined total tax due averages \$200 a month or less, you may apply with the Department to file either quarterly or semi-annually. File the Form ACD-31075, *Business Tax Registration Update* (included in the CRS-1 Filer's Kit or online at <http://www.tax.newmexico.gov/forms-publications.aspx>). Until you receive notification that you have been approved to file quarterly or semi-annually, you must continue to file monthly. Your approval will be effective at the beginning of the next quarterly or semi-annual period. If you are approved for quarterly reporting in February, you would continue to file monthly Form CRS-1 for February and March; your first quarterly report would be for April through June.

◆ NOTE: If you are approved to file on a quarterly or semi-annual basis and your tax liability exceeds the \$200-a-month average for any 12-month period of time, you are required to convert to a monthly filing basis. Refer to the Form ACD-31075, *Business Tax Registration Update*.

### QUARTERLY FILING

Quarterly reporting periods are January 1 through March 31, April 1 through June 30, July 1 through September 30 and October 1 through December 31.

### SEMI-ANNUAL FILING

Semi-annual reporting periods are January 1 through June 30 and July 1 through December 31.

## CALCULATING LATE-FILING PENALTY AND INTEREST

If you file your Form CRS-1 anytime after the due date, you should add penalty and interest to the amount of tax due. Penalty is 2% per month or partial month the payment is late up to a maximum of 20% of tax due or a minimum of \$5.00. When you are late filing your Form CRS-1 and you owe no tax, you still owe a \$5.00 penalty. Interest is calculated at a quarterly rate of 5%\*. Interest is calculated on a daily basis using the following formula:

$$\text{Tax Due} \times 0.0136986301\% \times \text{Number of Days Late} = \text{Interest Due}$$



## Instructions for Completing Texas Sales and Use Tax Return

**GLENN HEGAR** TEXAS COMPTROLLER OF PUBLIC ACCOUNTS

*These instructions are provided to assist in properly completing the  
Texas Sales and Use Tax Return and supplements.*

**Who must file** - You must file the long form if you:

- have more than one outlet or place of business;
- report tax to more than one city, transit authority, county or special purpose district (SPD);
- prepay your state and local taxes;
- report use tax from out-of-state locations;
- are a city, county or SPD that has chosen to retain your own local sales and use tax as authorized by the Texas Tax Code;
- are taking credit, excluding bad debt credit, to reduce taxes due on this return;
- have custom broker refunds to report;
- are a marketplace provider or a remote seller.

If you are claiming bad debt credit, you must file electronically at [www.comptroller.texas.gov/taxes/file-pay/](http://www.comptroller.texas.gov/taxes/file-pay/).

**Returns must be filed for every period (month, quarter or year) even if there is no amount subject to tax or any tax due.** If you're not sure whether you should file monthly, quarterly or yearly, call us at 1-800-252-5555.

**When to file and pay** - Returns must be filed or postmarked on or before the 20th day of the month following the end of each reporting period. If the due date falls on a Saturday, Sunday or legal holiday, the next business day will be the due date. Penalties and interest apply to taxes paid after they are due. A separate penalty applies to a report filed after the due date. See Item 14.

**Business changes** - If you are no longer in business or if your mailing or outlet address has changed, visit [www.comptroller.texas.gov/taxes/sales/](http://www.comptroller.texas.gov/taxes/sales/), or blacken the appropriate box to the right of Item g. on the return.

If you are a remote seller, use Form 01-798 Remote Seller's Intent to Terminate Use Tax Responsibilities, to end your tax responsibility.

**Instructions for filing amended Texas Sales and Use Tax Returns** - You may file an amended return on paper or electronically via Webfile, or Electronic Data Interchange (EDI). If you choose to file a paper amended return please follow these steps:

- 1) Make a copy of the original return you filed, or download a return online at [www.comptroller.texas.gov/taxes/sales/forms/](http://www.comptroller.texas.gov/taxes/sales/forms/).
- 2) Write "Amended Return" on the top of the form, as shown in the example here:
- 3) If you're using a copy of your original return, cross out and revise the incorrect amounts. If you're using a blank return, enter the amounts as they should have appeared on the original return.
- 4) Sign and date the return.

If the amended return shows you **underpaid** your taxes, please send the additional tax due plus any penalties and interest that may apply to the address provided on the return.

If the amended return shows you **overpaid** your taxes and you are requesting a refund, you must meet all of the requirements for a refund claim. Please refer to the *Sales Tax Refunds* page section of the Comptroller's website at [www.comptroller.texas.gov/taxes/sales/refunds/](http://www.comptroller.texas.gov/taxes/sales/refunds/). Additional documentation may be requested to validate your claim.

**Need help?** - For sales tax assistance, visit the Comptroller's field office in your area or call 800-252-5555. For a list of field offices throughout the state, visit [www.comptroller.texas.gov/about/contact/locations.php](http://www.comptroller.texas.gov/about/contact/locations.php).

You must keep complete and detailed records of all sales as well as any deductions claimed, so returns can be verified by a state auditor. Failure to file this return or to pay applicable tax may result in collection action as prescribed by Title 2 of the Tax Code.

*Disclosure of your Social Security number is required and authorized under law, for the purpose of tax administration and identification of any individual affected by applicable law, 42 U.S.C. sec. 405(c)(2)(C)(i); Tex. Gov't Code Secs. 403.011 and 403.078. Release of information on this form in response to a public information request will be governed by the Public Information Act, Chapter 552, Government Code, and applicable federal law.*

## Oklahoma Sales Tax Return Instructions

### General Instructions

#### **Who Must File Form STS20002-A**

Every vendor who is responsible for collecting/remitting payment of Oklahoma sales tax must file a Sales Tax Return. Returns must be filed for every period even though there is no amount subject to tax nor any tax due.

#### **When To File Form STS20002-A**

Returns must be postmarked on or before the 20th day of the month following each reporting period.

#### **Payment Information**

Please send a separate check with each return submitted and put your Taxpayer Number (Item A) on your check.

### Specific Instructions

ITEM A - Check the box next to the type of identification number being used, and enter the taxpayer identification number.

ITEM B - Enter the month(s) and year for the sales being reported. (Begin with the month when you made your first sale)

ITEM C - Enter the date the return is due.

ITEM D - Enter your Account Number.

ITEM E - Check Box E if this is an amended return.

ITEM F - If out of business and this will be your last sales tax return, check Box F and give the Date Out of Business.

ITEM G - Check Box G if your mailing address has changed. Enter the new address in Item G. **NOTE:** Changes to location address must be submitted on the Notification of Business Address Change Form (BT-115-C-W), available at [www.tax.ok.gov](http://www.tax.ok.gov).

ITEM H - Enter the total number of pages enclosed to the right of the word "of."

ITEM I - (Informational Only) This line should only include sales for **off-premises consumption**. It should not be used by bars and restaurants. Enter the total dollar amount of the monthly off-premises beer sales that was included in the total sales listed on Line 1. **NOTE: This total is NOT a deductible amount.**

#### **Line 1: Total Sales**

Enter the amount of gross receipts of all sales, including taxable and non-taxable receipts, leases and rentals of tangible personal property. If no sales were made during the reporting period, leave blank.

#### **Line 2: Removed from Inventory**

Enter the sales value of tangible personal property purchased for resale and consumed or used in this reporting period. Any merchandise purchased tax exempt with your sales tax permit and withdrawn for use by you or your business is to be included in this line. Also include amounts for purchases for which you are paying the sales tax directly to the Oklahoma Tax Commission.

#### **Line 3: Total Sales Tax Exemption**

Use the Exemption Schedule, Item J, to complete the authorized exemptions from gross receipts for this reporting period. (Use lines 3a. through 3x.) Enter the amount of total sales tax exemptions on Line 3.

#### **Line 4: Net Taxable Sales**

Subtract Line 3 from the total of lines 1 and 2 to arrive at net taxable sales. If you have no amount subject to tax, leave blank.

#### **Line 5: State Tax**

Multiply Line 4 by the applicable tax rate. If there is no tax due, leave blank.

#### **Line 6: Total from City/County Tax Schedule Form(s) STS20021**

Add the City/County tax due from Column O, Item P from City/County Tax Schedule Form(s) STS20021.

#### **Line 7: Tax Due**

Add the amount on lines 5 and 6. This will be the total state, city, county tax due before any interest or penalty is applied.

#### **Line 8: Interest**

If this return and remittance is postmarked after the due date in Item C, the tax is subject to interest from the due date (Item C) until it is paid. Multiply the amount on Line 7 by 0.0125 the applicable rate for each month or part thereof that the return is late.

#### **Line 9: Penalty**

If this tax return and remittance is not postmarked within 15 calendar days of the due date, a 10% penalty is due. Multiply the tax amount on Line 7 by 0.10 to determine the penalty.

#### **Line 10: Total Due**

Total the return. Add Line 7, Line 8 and Line 9.

### When You are Finished

Sign and date the return and mail it with your payment to:

Oklahoma Tax Commission  
Post Office Box 26850  
Oklahoma City, OK 73126-0850

### Need Assistance?

For assistance, contact the Oklahoma Tax Commission's Taxpayer Assistance Division at (405) 521-3160.

Mandatory inclusion of Social Security and/or Federal Identification numbers is required on forms filed with the Oklahoma Tax Commission pursuant to Title 68 of the Oklahoma Statutes and regulations thereunder, for identification purposes, and are deemed part of the confidential files and records of the Oklahoma Tax Commission.

**The Oklahoma Tax Commission is not required to give actual notice of changes in any state tax law.**





# 2020 Texas Franchise Tax Report Information and Instructions

Form 05-908 (9-19)

## Topics covered in this booklet:

|  |    |
|--|----|
| Amended Reports.....                           | 10 |
| Annual Reports.....                            | 4  |
| Annualized Total Revenue.....                  | 4  |
| Change in Accounting Period.....               | 5  |
| Combined Reporting.....                        | 7  |
| Credits.....                                   | 9  |
| Disregarded Entities.....                      | 3  |
| Due Dates.....                                 | 4  |
| Electronic Funds Transfer (EFT).....           | 6  |
| Entities Subject to Tax.....                   | 2  |
| Entities Not Subject to Tax.....               | 2  |
| Estimated Tax.....                             | 4  |
| Exempt Entities.....                           | 2  |
| Extension of Time to File.....                 | 6  |
| EZ Computation.....                            | 4  |
| File and Pay Franchise Tax Electronically..... | 1  |
| Final Reports.....                             | 5  |
| Forfeiture.....                                | 7  |
| General Information.....                       | 1  |
| Margin.....                                    | 3  |
| Minimum Franchise Tax.....                     | 4  |
| New Veteran-Owned Businesses.....              | 3  |
| Passive Entities.....                          | 2  |
| Penalties and Interest.....                    | 6  |
| Tax Rates.....                                 | 3  |
| Tiered Partnership Election.....               | 9  |
| Where to File.....                             | 10 |

## Index of forms:

| Form #   | Title   |    |
|----------|---|----|
| 05-102   | Public Information Report.....  | 12 |
| 05-158-A | Franchise Tax Report, page 1.....   | 12 |
| 05-158-B | Franchise Tax Report, page 2.....   | 19 |
| 05-160   | Credits Summary Schedule.....   | 21 |
| 05-163   | No Tax Due Report.....  | 22 |
| 05-164   | Extension Request.....  | 23 |
| 05-165   | Extension Affiliate List.....   | 24 |
| 05-166   | Affiliate Schedule.....   | 25 |
| 05-167   | Ownership Information Report.....   | 26 |
| 05-169   | EZ Computation.....   | 26 |
| 05-170   | Franchise Tax Payment Form.....   | 27 |
| 05-175   | Tiered Partnership Report.....  | 27 |
| 05-177   | Common Owner Information Report.....                                      | 28 |
| 05-178   | Research and Development Activities<br>Credit Schedule.....               | 28 |
| 05-180   | Historic Structure Credit Supplement<br>for Credit Claimed on Report..... | 30 |

## General Information

This booklet summarizes the Texas franchise tax law and rules and includes information that is most useful to the greatest number of taxpayers preparing Texas franchise tax reports. It is not possible to include all requirements of the Texas Tax Code Chapter 171. Taxpayers should not consider this tax booklet as authoritative law. Additional information about Texas franchise tax can be found online at [www.comptroller.texas.gov/taxes/franchise](http://www.comptroller.texas.gov/taxes/franchise).

## What's New for 2020?

### Nexus

The Comptroller is currently updating franchise tax Rule 3.586 (Margin: Nexus) to incorporate the decision in Wayfair. Franchise tax responsibilities for taxpayers impacted by Wayfair will apply for reports due on or after Jan. 1, 2020.

### Compensation Deduction Limit Adjustment

The limit on the compensation deduction has been adjusted, as required by Texas Tax Code Section 171.006(b), and is now \$390,000 per person for reports due on or after Jan. 1, 2020 and before Jan. 1, 2022.

### No Tax Due Threshold

The no tax due threshold has been adjusted, as required by Texas Tax Code Section 171.006(b), and is now \$1,180,000 for reports due on or after Jan. 1, 2020 and before Jan. 1, 2022.

### Performing Rights Society Exclusion from Total Revenue

A Performing Rights Society may exclude from total revenue, to the extent included, payments made to the public performance rights holder and copyright owner for whom the taxable entity licenses the public performance. See Texas Tax Code Section 171.1011(g-12).

### Aerospace Industry Deduction in Determining Margin

Certain taxable entities in the aerospace industry may take an additional deduction in determining margin. A qualified entity may subtract 20 percent of costs properly allocated and incurred under the Federal Acquisition Regulation for the sale of goods or services to the federal government that the taxable entity has not already subtracted under the cost of goods sold or compensation deduction.

The allowed deduction increases by 20 percent each year until 100 percent of aerospace costs are allowed for reports due on or after Jan. 1, 2024. See Texas Tax Code Section 171.101(e) and (f).

## File and Pay Franchise Tax Electronically

Electronically file and pay your franchise tax report using Webfile. It helps with mathematical computations and has built-in edits to help you avoid mistakes that could lead to unnecessary billings and the forfeiture of an entity's right to

transact business in Texas. Electronic filing and paying is available 24 hours a day.

If you owe tax, electronic payment options include credit card, electronic check (Web EFT) or TEXNET (enrollment required).

To get started with Webfile for franchise tax, you will need your 11-digit Texas taxpayer number and your 6-digit XT Webfile number listed on your Franchise Tax notice. Webfile is available online at [www.comptroller.texas.gov/taxes/file-pay/](http://www.comptroller.texas.gov/taxes/file-pay/).

Webfile is not recommended for combined groups with more than 10 members.

Franchise reports can also be filed using approved tax preparation software. A list of approved providers is available at [www.comptroller.texas.gov/taxes/franchise/approved-providers.php](http://www.comptroller.texas.gov/taxes/franchise/approved-providers.php).

### **Electronic Filing of No Tax Due Reports Required**

As of January 1, 2016, No Tax Due Reports must be filed electronically.

### **Need a Webfile number?**

Call 800-442-3453, enter the taxpayer number when prompted and choose option number 1. Our automated system will require identifying information, such as total revenue from a prior report or last payment amount (if greater than zero), before releasing the Webfile number.

### **Entities Subject to Tax**

The franchise tax is imposed on the following entities that are either organized in Texas or doing business in Texas:

- corporations;
- limited liability companies (LLCs), including single member and series LLCs;
- banks;
- state limited banking associations;
- savings and loan associations;
- S corporations;
- professional corporations;
- partnerships (general, limited and limited liability);
- trusts;
- professional associations;
- business associations;
- joint ventures; and
- other legal entities.

### **Entities Not Subject to Tax**

The tax is not imposed on:

- sole proprietorships (except for single member LLCs);
- general partnerships where direct ownership is composed entirely of natural persons (except for limited liability partnerships);
- entities exempt under Subchapter B of Chapter 171, Tax Code;
- certain unincorporated passive entities;
- certain grantor trusts, estates of natural persons and escrows;
- real estate mortgage investment conduits and certain

- qualified real estate investment trusts;
- a nonprofit self-insurance trust created under Chapter 2212, Insurance Code;
- a trust qualified under Section 401(a), Internal Revenue Code;
- a trust exempt under Section 501(c)(9), Internal Revenue Code; or
- unincorporated political committees.

See Rule 3.581 for information on nontaxable entities.

### **Exempt Entities**

Some entities may be exempt from the franchise tax. The exemptions vary depending upon the type of organization. Exemptions are not automatically granted to an entity. For more information on franchise tax exemptions, go to [www.comptroller.texas.gov/taxes/exempt/faq.php](http://www.comptroller.texas.gov/taxes/exempt/faq.php).

*Note: New veteran-owned businesses and entities that qualify as passive are not considered exempt entities.*

### **Passive Entities**

Partnerships (general, limited and limited liability) and trusts (other than business trusts) may qualify as a passive entity and not owe any franchise tax for a reporting period if at least 90% of the entity's federal gross income (as reported on the entity's federal income tax return), for the period upon which the tax is based, is from the following sources:

- dividends, interest, foreign currency exchange gain, periodic and non periodic payments with respect to notional principal contracts, option premiums, cash settlements or termination payments with respect to a financial instrument, and income from a limited liability company;
- distributive shares of partnership income to the extent that those distributive shares of income are greater than zero;
- net capital gains from the sale of real property, net gains from the sale of commodities traded on a commodities exchange and net gains from the sale of securities; and
- royalties from mineral properties, bonuses from mineral properties, delay rental income from mineral properties and income from other non-operating mineral interests including non-operating working interests.

Passive income does not include rent or income received by a non-operator from mineral properties under a joint operating agreement if the non-operator is a member of an affiliated group and another member of that group is the operator under the same joint operating agreement.

A passive entity that is registered, or is required to be registered with the Secretary of State (SOS) or the Comptroller's office must electronically file a No Tax Due Report (Form 05-163) annually to affirm that the entity qualifies as a passive entity. A passive entity is not required to file a Public Information Report (Form 05-102) or Ownership Information Report (Form 05-167).

A passive entity cannot be included as an affiliate of a combined group. LLCs cannot qualify as passive, even if filing as a partnership for federal income tax purposes.

A partnership or trust that qualifies as a passive entity for the period upon which the franchise tax report is based, and is not registered and is not required to be registered with the SOS or Comptroller's office, will not be required to register or file a franchise tax report with the Comptroller's office.

A passive entity not registered with the Comptroller's office that no longer qualifies as a passive entity must file a Nexus Questionnaire (Form AP-114), a Business Questionnaire (Form AP-224) or a Trust Questionnaire (Form AP-231) to register with the Comptroller's office and begin filing franchise tax reports.

## New Veteran-Owned Businesses

### ENTITIES MUST BE PRE-QUALIFIED

New veteran-owned businesses are not subject to franchise tax for an initial five-year period. To be considered a new veteran-owned business, an entity must meet the following qualifications as verified by the Comptroller's office:

- be an entity formed or organized in Texas on or after Jan. 1, 2016, and before Jan. 1, 2020;
- be 100% owned by a natural person (or persons), each of whom was honorably discharged from a branch of the United States armed services; and
- provide a letter from the Texas Veterans Commission (TVC) verifying the honorable discharge of each owner.

A taxable entity that is verified as a new veteran-owned business must file a No Tax Due Report (Form 05-163) for each reporting period the franchise tax is not imposed on the taxable entity. However, the new veteran-owned business is not required to file a Public or Ownership Information Report.

A new veteran-owned business cannot file as a member of a combined group or as part of a tiered partnership.

The Comptroller's office must be notified if the ownership of the new veteran-owned business changes at any point during the initial five-year period. If during the initial five-year period a new veteran-owned business no longer meets the above criteria, it will become subject to the franchise tax.

For the verification process and additional information please visit the Comptroller's website at [www.comptroller.texas.gov/taxes/franchise/veteran-business.php](http://www.comptroller.texas.gov/taxes/franchise/veteran-business.php).

If you are a veteran and your entity was formed prior to January 1, 2016, please contact the Texas Veterans Commission for other resources that may be available to you at 800-252-8387 or [www.tvc.texas.gov/entrepreneurs/](http://www.tvc.texas.gov/entrepreneurs/).

## Disregarded Entities

An entity's treatment for federal income tax purposes does not determine its responsibility for Texas franchise tax. Therefore, partnerships, LLCs and other entities that are disregarded for federal income tax purposes are considered separate legal entities for franchise tax reporting purposes. The separate entity is responsible for filing its own franchise tax report unless it is a member of a combined group. If the

entity is a member of a combined group, the reporting entity for the group may elect to treat the entity as disregarded and will not unwind its operations from its "parent" entity. In this instance, it will be presumed that both the "parent" entity and the disregarded entity have nexus in Texas for apportionment purposes only. Whether or not the entity is disregarded for franchise tax, it must be listed separately on the affiliate schedule. Additionally, if the disregarded entity is organized in Texas or has nexus in Texas, it will be required to file the appropriate information report (Form 05-102 or 05-167).

## Margin

Unless a taxable entity qualifies and chooses to file using the EZ computation or No Tax Due Report, the tax base is the taxable entity's margin and is computed in one of the following ways:

- Total Revenue times 70%
- Total Revenue minus Cost of Goods Sold (COGS)
- Total Revenue minus Compensation
- Total Revenue minus \$1 million.

*Note: Not all entities will qualify to use COGS to compute margin. See instructions for Item 11. Cost of goods sold (COGS) on page 16 for more information.*

## Tax Rates

The franchise tax rates for reports originally due on or after January 1, 2016:

- 0.75% (0.0075) for most entities
- 0.375% (0.00375) for qualifying wholesalers and retailers
- 0.331% (0.00331) for those entities with \$20 million or less in annualized total revenue using the EZ computation.

Qualifying retailers and wholesalers are entities that are primarily engaged in retail or wholesale trade. Retail trade means the activities described in Division G of the 1987 Standard Industrial Classification (SIC) Manual; apparel rental activities classified in Industry 5999 or 7299 of the SIC Manual; activities classified as SIC Industry Group 753 (Automotive Repair Shops); activities involving the rental or leasing of tools, party and event supplies, and furniture under SIC Code 7359; heavy construction equipment rental or leasing activities under SIC Code 7353; and rental-purchase agreement activities regulated by Chapter 92, Business & Commerce Code. Wholesale trade means the activities described in Division F of the 1987 SIC Manual. (The 1987 SIC Manual is available online at [www.osha.gov/pls/imis/sicsearch.html](http://www.osha.gov/pls/imis/sicsearch.html).)

An entity is primarily engaged in retail or wholesale trade if:

- 1) the total revenue from its activities in retail or wholesale trade is greater than the total revenue from its activities in trades other than the retail and wholesale trades;
- 2) except for eating and drinking places as described in Major Group 58 of Division G, less than 50% of the total revenue from activities in retail or wholesale trade comes from the sale of products it produces or products produced by an entity that is part of an affiliated group to which the taxable entity also belongs; and
- 3) the taxable entity does not provide retail or wholesale utilities, including telecommunications services, electricity or gas.

*Note: See franchise tax Rule 3.584(b)(3) to determine if a taxable entity produces a product that it sells.*

## Annualized Total Revenue

To determine an entity's eligibility for the \$1,180,000 no tax due threshold and qualification for the EZ computation, an entity must annualize its total revenue if the period upon which the report is based is not equal to 12 months.

*Note: The amount of total revenue used in the tax calculations will NOT change as a result of annualizing revenue. Total revenue will equal the prescribed amounts for the period upon which the tax is based.*

To annualize total revenue, divide total revenue by the number of days in the period upon which the report is based, and multiply the result by 365.

Example: A taxable entity's 2020 franchise tax report is based on the period 09-15-2019 through 12-31-2019 (108 days), and its total revenue for the period is \$400,000. The taxable entity's annualized total revenue is \$1,351,852 (\$400,000 divided by 108 days multiplied by 365 days). Based on its annualized total revenue, the taxable entity would NOT qualify for the \$1,180,000 no tax due threshold, but is eligible to file using the EZ computation. The entity will report \$400,000 as total revenue for the period.

## Estimated Tax

Texas law does not require the filing of estimated tax reports or payments.

## Minimum Franchise Tax

There is no minimum tax requirement under the franchise tax provisions. An entity that calculates an amount of tax due that is less than \$1,000 or that has annualized total revenue less than or equal to \$1,180,000 is not required to pay any tax. (See note for tiered partnership exception.) The entity, however, must submit all required reports to satisfy its filing requirements.

If an entity meets the \$1,180,000 no tax due threshold, it may file a No Tax Due Report (Form 05-163).

*Note: A tiered partnership election is not allowed if the lower tier entity, before passing total revenue to the upper tier entities, has \$1,180,000 or less in annualized total revenue or owes less than \$1,000 in tax. If the election is allowed and revenue is passed, both the upper and lower tier entities will owe any amount of tax that is calculated as due even if the amount is less than \$1,000 or annualized total revenue after the tiered partnership election is \$1,180,000 or less.*

## EZ Computation

Entities with \$20 million or less in annualized total revenue may choose to file using the EZ Computation Report (Form 05-169).

Combined groups are eligible for the EZ computation method. Upper and lower tier entities, when the tiered partnership election has been made, will qualify for the EZ computation method only if the lower tier entity would have qualified for

the EZ computation method before passing total revenue to the upper tier entities.

Entities using the EZ computation method forego any credits for that report year, including the temporary credit for business loss carryforwards.

The franchise tax rate for entities choosing to file using the EZ computation method is 0.331% (0.00331). No margin deduction (COGS, compensation, 70% of revenue or \$1 million) is allowed when choosing the EZ computation method.

## Due Dates

If the due date (original or extended) of a report falls on a Saturday, Sunday or legal holiday included on the list published before Jan. 1 of each year in the Texas Register, the due date will be the next business day.

## Annual Reports

### Due Date

An annual report is due May 15 of each report year.

### Report Year

The year in which the franchise tax report is due. The 2020 annual report is due May 15, 2020.

### Accounting Period

Accounting Year Begin Date:

Enter the day after the end date on the previous franchise tax report. For example, if the 2019 annual franchise tax report had an end date of 12-31-18, then the begin date on the 2020 annual report should be 01-01-19.

For entities that became subject to the tax in 2019, enter the date the entity became subject to the tax.

Accounting Year End Date:

Enter the last accounting period end date for federal income tax purposes in the year before the year the report is originally due.

Entities that became subject to the tax during the 2019 calendar year and have a federal accounting year end date that is prior to the date the entity became subject to the tax, will use the day they became subject to the franchise tax as the accounting year end date on the first annual report. This results in a zero report.

Example: An entity became subject to the tax on 10-05-19. The entity's federal accounting year end date is 08-31. Since the federal accounting year end date of 08-31-19 is prior to the date the entity first became subject to the tax, both the accounting period begin and end date on the 2020 annual report will be 10-05-19. This results in a zero report. On the 2021 annual report, the entity will file with an accounting period 10-05-19 through 08-31-20.

### Combined Groups

For the period that a combined group exists, the combined

group will file only annual reports. A taxable entity will only be included in a combined group report for the accounting period in which it belongs to the combined group. For any accounting period that an entity is not part of a combined group, the entity must file a separate report.

## Final Reports

An entity, other than a member of a combined group, that ceases doing business in Texas for any reason (i.e., termination, withdrawal, merger, etc.) is required to file a final franchise tax report (Forms 05-158-A and 05-158-B, 05-163 or 05-169) and pay any additional tax, if due.

### Due Date

A final report is due 60 days after the entity ceases doing business in Texas.

*Note: A Public Information Report or an Ownership Information Report is not required to be filed with the final report.*

### Accounting Period

Accounting Year Begin Date:

The day after the end date on the previous franchise tax report.

Accounting Year End Date:

The date the taxable entity ceases doing business in Texas. For a Texas entity, the end date is the effective date of termination, merger or conversion into a nontaxable entity. For a non-Texas entity, the end date is the date the entity ceases doing business in Texas.

Example: A Texas entity filed a 2020 annual franchise tax report using a 12-31-19 accounting year end date. The entity wants to end its existence on 08-03-20. To obtain a certificate of account status for termination, the entity must file a final report and pay tax for the accounting period from 01-01-20 through 08-03-20. If the entity is not terminated until 08-16-20, the entity must file an amended final report. The amended final report is due the 60th day after 08-16-20, the date the entity terminated.

Taxable entities must satisfy all tax requirements or state in the appropriate articles which entity will be responsible for satisfying all franchise tax requirements before they may terminate legal existence in Texas. All documents required by the Texas Secretary of State (SOS) to terminate legal existence in Texas must be received in that office before 5:00 p.m. on Dec. 31 to avoid liability for the next annual franchise tax report. If Dec. 31 falls on a weekend, the documents must be received by 5:00 p.m. on the last working day of the year. Postmark dates will not be accepted. You may refer to [www.comptroller.texas.gov/taxes/franchise/reinstate-terminate.php](http://www.comptroller.texas.gov/taxes/franchise/reinstate-terminate.php) for more information on filing requirements. This section does not apply to financial institutions.

Non-Texas entities that have not registered with the SOS office, but have been doing business in Texas, must satisfy all franchise tax requirements to end their responsibility for franchise tax. The entity must notify the Comptroller's office in writing and include the date the entity ceased doing business in Texas.

### Combined Groups

If every member of a combined group ceases doing business in Texas, a final combined report must be filed and paid. To receive clearance from the Comptroller for termination, cancellation, withdrawal or merger, Form 05-359 must also be filed. In all other cases, for the period a combined group exists, the combined group will file only annual reports.

A member of a combined group that ceases doing business in Texas will not file a final report. The data that would have been reported on the final report will be included in the combined group's annual report for the corresponding accounting period. Form 05-359 must be filed to end that member's filing responsibility and to identify the reporting entity of the combined group.

An entity that joins a combined group, and then ceases doing business in Texas in the accounting year that would be covered by a final report, is required to file a final report for the data from the accounting year begin date through the date before it joined the combined group. The period beginning with the date the entity joined the combined group through the date the entity ceased doing business in Texas will be reported on the combined group's annual report for the corresponding period.

A member of a combined group that leaves the combined group, and then ceases doing business in Texas during the accounting year that would be covered by a final report, is required to file a final report for the data from the date the entity left the combined group through the date that the entity ceased doing business in Texas.

### Change in Accounting Period

Texas law does not provide for the filing of short period franchise tax reports. A change in a federal accounting period or the loss of a federal filing election does not change the begin and end dates of an accounting period for franchise tax reporting purposes. The keys to the period upon which the tax is based are the begin and end dates. The begin date will be the day after the end date on the prior franchise tax report, and the end date will be the last federal tax accounting period end date in the year prior to the year in which the report is originally due. Therefore, a change in a federal accounting period may result in an accounting period on the franchise tax report of more or less than 12 months.

Example 1: A fiscal year entity changes its accounting year end from 09-30-19 to a calendar year end of 12-31-19. Because of the change in the federal accounting period, the entity is required to file a short period federal return covering the period 10-01-19 through 12-31-19. For franchise tax reporting purposes, the entity would file its 2020 report based on the period 10-01-18 through 12-31-19, combining the relevant information from the two federal income tax reports. Example 2: A calendar year entity lost its S-Corp election under the Internal Revenue Code on June 27, 2019. As a result, the entity was required to file a short period federal S return for the period 01-01-19 through 06-27-19. The entity did not change its accounting year end and filed a

second short period federal return for the period 06-28-19 through 12-31-19. For franchise tax reporting purposes, the entity would include the period 01-01-19 through 12-31-19 on its 2020 annual report and would combine the relevant information from the two federal reports.

### **Extension of Time to File (Non-EFT)**

Please see extension requirements for combined reports and electronic funds transfer (EFT) payors in the respective sections of these instructions.

If an entity cannot file its annual report, including the first annual report, by the original due date, it may request an extension of time to file the report. If granted, the extension for a non-EFT payor will be through Nov. 16, 2020. The extension payment must be at least 90% of the tax that will be due with the report or 100% of the tax reported as due on the prior franchise tax report (provided the prior report was filed on or before May 14, 2020). The extension request must be made using Webfile or Form 05-164 and must be postmarked on or before May 15, 2020. If a timely filed extension request does not meet the payment requirements, the due date reverts back to May 15, 2020, and penalty and interest will apply to any part of the 90% not paid by May 15, 2020, and to any part of the 10% not paid by Nov. 16, 2020.

A taxable entity that became subject to the franchise tax during 2019 may not use the 100% extension option.

An entity that was included as an affiliate on a 2019 combined group report may not use the 100% extension option if filing as a separate entity in 2020.

*Note: A combined group must file the Extension Request (Form 05-164) and an Extension Affiliate List (Form 05-165) to have a valid extension for all members of the group.*

### **Electronic Funds Transfer (EFT)**

Taxable entities that remitted \$10,000 or more in franchise tax payments during the preceding state fiscal year (Sept. 1 through Aug. 31) are required to electronically transmit franchise tax payments to the Comptroller's office for the subsequent calendar year. Additional information about EFT requirements are outlined in Rule 3.9 concerning electronic filing and electronic fund transfers.

The Schedule of Electronic Funds Transfer Due Dates (Form 00-843) is available at [www.comptroller.texas.gov/forms/00-843.pdf](http://www.comptroller.texas.gov/forms/00-843.pdf)

The extended due date for mandatory EFT payors is different from that of other franchise taxpayers. An EFT payor may extend the filing date from May 15, 2020, to Aug. 17, 2020 by timely making an extension payment electronically using TEXNET (tax type code 13080 Franchise Tax Extension) or Webfile. Mandatory EFT payors must remit at least 90% of the tax that will be due with the report, or 100% of the tax reported as due on the prior franchise tax report provided the prior year's report was filed on or before May 14, 2020.

An EFT payor may request a second extension to Nov. 16, 2020, to file the report by paying electronically before Aug. 17, 2020, the balance of the amount of tax that will be reported as due on Nov. 16, 2020, using TEXNET (tax type code 13080 Franchise Tax Extension), Webfile or by submitting a paper Extension Request (Form 05-164) if the entity has paid all of the tax due with its first extension.

For payments of \$25,000 or less, a payor has until 10:00 a.m. (CT) on the due date to initiate the transaction in the TEXNET System. Payments above \$25,000 must be initiated in the TEXNET System by 8:00 p.m. (CT) on the business day before the due date. For more information, go to [www.comptroller.texas.gov](http://www.comptroller.texas.gov), and click on the TEXNET link.

If an online extension payment is made, the taxable entity should NOT submit a paper Extension Request (Form 05-164).

### Combined Groups

If any one member of a combined group receives notice that it is required to electronically transfer franchise tax payments, then the combined group is required to electronically transfer payments and comply with the EFT rules. The payment must be remitted as discussed previously; however, the combined group must also submit an Extension Affiliate List (Form 05-165) to the Comptroller's office for the first extension request. Do not resubmit an Extension Affiliate List when filing for the second extension request. It is the responsibility of the taxpayer to monitor their electronically submitted reports and payments through their software providers to ensure successful transmission. Questions about the software provider's products should be directed to the provider of the software.

### **Penalties and Interest**

#### Late Filing Penalties

Taxpayers will be assessed a \$50 penalty when a report is filed late. The penalty will be assessed regardless of whether the taxpayer subsequently files the report or any tax is due for the period covered by the late-filed report. This \$50 penalty is due in addition to any other penalties assessed for the reporting period.

Additionally, a penalty of 5% of the tax due will be imposed on an entity that fails to pay the tax when due. If the entity fails to pay the tax within 30 days after the due date, an additional 5% penalty will be imposed.

Delinquent taxes accrue interest beginning 60 days after the date the tax is due. The interest rate to be charged is the prime rate plus 1%, as published in The Wall Street Journal on the first day of each calendar year that is not a Saturday, Sunday or legal holiday.

Late EFT payments are subject to the same penalties noted above. Also, failure to follow the EFT requirements could result in an additional 5% penalty being assessed.

**Southwestern Public Service**

**Company**

**2020 Lead Lag Study**

**12 Months Ended June 30, 2020**

**Workpapers**

**Federal Income Tax Guidelines**



2019



Department of the Treasury  
Internal Revenue Service

# Instructions for Form 1120-S

## U.S. Income Tax Return for an S Corporation

Section references are to the Internal Revenue Code unless otherwise noted.

| Contents   | Page |
|--|------|
| Future Developments  | 1    |
| What's New   | 1    |
| Photographs of Missing Children  | 1    |
| The Taxpayer Advocate Service  | 2    |
| Direct Deposit of Refund   | 2    |
| How To Get Forms and Publications  | 2    |
| General Instructions   | 2    |
| Purpose of Form  | 2    |
| How To Make the Election   | 2    |
| Who Must File  | 2    |
| Termination of Election  | 2    |
| Electronic Filing  | 2    |
| When To File   | 3    |
| Where To File  | 3    |
| Who Must Sign  | 3    |
| Paid Preparer Authorization  | 3    |
| Assembling the Return  | 3    |
| Tax Payments   | 4    |
| Electronic Deposit Requirement   | 4    |
| Estimated Tax Payments   | 4    |
| Interest and Penalties   | 4    |
| Accounting Methods   | 5    |
| Accounting Period  | 5    |
| Rounding Off to Whole Dollars  | 5    |
| Recordkeeping  | 5    |
| Amended Return   | 6    |
| Other Forms and Statements That May Be Required  | 6    |
| Passive Activity Limitations   | 7    |
| Net Investment Income Tax Reporting Requirements   | 11   |
| Extraterritorial Income Exclusion  | 12   |
| Specific Instructions  | 12   |
| Period Covered   | 12   |
| Name and Address   | 12   |
| Item B. Business Code  | 12   |
| Item C. Schedule M-3 Information   | 12   |
| Item D. Employer Identification Number (EIN)   | 12   |
| Item F. Total Assets   | 12   |
| Item H. Final Return, Name Change, Address Change, Amended Return, or S Election Termination or Revocation | 13   |
| Income   | 13   |
| Deductions   | 14   |
| Tax and Payments   | 19   |

| Contents  | Page |
|---|------|
| Schedule B  | 20   |
| Schedules K and K-1 (General Instructions)            | 21   |
| Specific Instructions (Schedule K-1 Only)             | 22   |
| Specific Instructions (Schedules K and K-1, Part III) | 23   |
| Schedule L  | 42   |
| Schedule M-1  | 43   |
| Schedule M-2  | 43   |
| Principal Business Activity Codes                     | 47   |
| Index   | 50   |

### Future Developments

For the latest information about developments related to Form 1120-S and its instructions, such as legislation enacted after they were published, go to [IRS.gov/Form1120S](https://www.irs.gov/Form1120S).

### What's New

**Qualified business income (QBI) deduction.** The Schedules K and K-1, box 17, codes V through Z, related to the QBI deduction, have been changed or removed. New pass-through entity reporting statements have been included in these instructions to assist the S corporation in reporting the proper QBI items and other information to its shareholders. These statements, or substantially similar statements, must be attached to each shareholder's Schedule K-1 reporting their pro rata share of each item and other information as applicable. See [Section 199A information \(code V\)](#).

**Qualified opportunity fund investment.** If the corporation held a qualified investment in a qualified opportunity fund (QOF) at any time during the year, the corporation must file Form 8997, Initial and Annual Statement of Qualified Opportunity Fund (QOF) Investments, with its tax return. See the instructions for Form 8997.

**New item J checkboxes added to Form 1120-S, page 1.** Use the new checkboxes if activities were aggregated for at-risk purposes or grouped for passive activity purposes. See the instructions for [item J](#), later.

**New lines 18 and 19 checkboxes added to Schedule K-1, page 1.** Use the new checkboxes to alert shareholders to statements attached to provide information on more than one activity for at-risk or passive activity purposes. See

the instructions for [line 18](#) and [line 19](#) under Specific Instructions (Schedules K and K-1, Part III), later.

**AMT refundable credit provisions.** Line 23d has been reserved for future use. The AMT refundable credit provisions **do not** apply to S corporations. See sections 1371(b)(1) and 1374(b)(3)(B).

**Increase in penalty for failure to file.** For returns that are due after 2019, the minimum penalty for failure to file a return that is over 60 days late has increased to the smaller of the tax due or \$435. See [Late filing of return](#), later.

**Disaster relief.** Code G of Schedule K-1 (Form 1120-S), box 12 is now used to report qualified cash contributions for relief efforts in certain disaster areas. See [Line 12a. Charitable Contributions](#) under the Specific Instructions for Schedules K and K-1.

Eligible employers in certain disaster areas can use Form 5884-A to report the employee retention credit.

For more information on these and other disaster relief provisions, see Pub. 976, Disaster Relief.

### Reminders

**Election by a small business corporation.** Don't file Form 1120-S unless the corporation has filed or is attaching Form 2553, Election by a Small Business Corporation. For details, see the Instructions for Form 2553.

**Special rules for qualified opportunity funds (QOFs).** If the corporation is operating as a QOF, see [Other Forms and Statements That May Be Required](#), later. For additional information, see [Opportunity Zones Frequently Asked Questions](#) on IRS.gov.

### Photographs of Missing Children

The Internal Revenue Service is a proud partner with the [National Center for Missing & Exploited Children® \(NCMEC\)](#). Photographs of missing children selected by the Center may appear in these instructions on pages that would otherwise be blank. You can help bring these children home by looking at the photographs and calling 1-800-THE-LOST (1-800-843-5678) if you recognize a child.



## The Taxpayer Advocate Service

The Taxpayer Advocate Service (TAS) is an **independent** organization within the IRS that helps taxpayers and protects taxpayer rights. TAS's job is to ensure that every taxpayer is treated fairly and knows and understands their rights under the [Taxpayer Bill of Rights](#).

As a taxpayer, the corporation has rights that the IRS must abide by in its dealings with the corporation. TAS can help the corporation if:

- A problem is causing financial difficulty for the business;
- The business is facing an immediate threat of adverse action; or
- The corporation has tried repeatedly to contact the IRS but no one has responded, or the IRS hasn't responded by the date promised.

TAS has offices in every state, the District of Columbia, and Puerto Rico. Local advocates' numbers are in their local directories and at [TaxpayerAdvocate.IRS.gov](#). The corporation can also call TAS at 1-877-777-4778.

TAS also works to resolve large-scale or systemic problems that affect many taxpayers. If the corporation knows of one of these broad issues, please report it to TAS through the Systemic Advocacy Management System at [IRS.gov/SAMS](#).

For more information, go to [IRS.gov/Advocate](#).

## Direct Deposit of Refund

To request a direct deposit of the corporation's income tax refund into an account at a U.S. bank or other financial institution, attach Form 8050, Direct Deposit of Corporate Tax Refund. See the [instructions for line 27](#).

## How To Get Forms and Publications

**Internet.** You can access the IRS website 24 hours a day, 7 days a week, at [IRS.gov](#) to:

- Download forms, instructions, and publications;
- Order IRS products online;
- Research your tax questions online;
- Search publications online by topic or keyword;
- View Internal Revenue Bulletins (IRBs) published in recent years; and
- Sign up to receive local and national tax news by email.

**Tax forms and publications.** The corporation can download or print all of the forms and publications it may need on [IRS.gov/FormsPubs](#). Otherwise, the corporation can go to [IRS.gov/OrderForms](#) to place an order and have forms mailed to it. The corporation should receive its order within 10 business days.

## General Instructions

### Purpose of Form

Use Form 1120-S to report the income, gains, losses, deductions, credits, and other information of a domestic corporation or other entity for any tax year covered by an election to be an S corporation.

### How To Make the Election

For details about the election, see Form 2553, Election by a Small Business Corporation, and the Instructions for Form 2553.

### Who Must File

A corporation or other entity must file Form 1120-S if (a) it elected to be an S corporation by filing Form 2553, (b) the IRS accepted the election, and (c) the election remains in effect. After filing Form 2553, you should have received confirmation that Form 2553 was accepted. If you didn't receive notification of acceptance or nonacceptance of the election within 2 months of filing Form 2553 (5 months if you checked box Q1 to ask for a letter ruling), take follow-up action by calling 1-800-829-4933. Don't file Form 1120-S for any tax year before the year the election takes effect.

**Relief for late elections.** If you haven't filed Form 2553, or didn't file Form 2553 on time, you may be entitled to relief for a late filed election to be an S corporation. See the Instructions for Form 2553 for details.

### Termination of Election

Once the election is made, it stays in effect until it is terminated. If the election is terminated, the corporation (or a successor corporation) can make another election on Form 2553 only with IRS consent for any tax year before the fifth tax year after the first tax year in which the termination took effect. See Regulations section 1.1362-5 for details.

An election terminates automatically in any of the following cases.

1. The corporation is no longer a small business corporation as defined in section 1361(b). This kind of termination of an election is effective as of the day the corporation no longer meets the definition of a small business corporation. Attach to Form 1120-S for the final year of the S corporation a statement notifying the IRS of the termination and the date it occurred.

2. The corporation, for each of 3 consecutive tax years (a) has accumulated earnings and profits, and (b) derives more than 25% of its gross receipts from passive investment income as defined in section 1362(d)(3)(C). The election terminates on the first day of the first tax year beginning after the third

consecutive tax year. The corporation must pay a tax for each year it has excess net passive income. See the line 22a instructions for details on how to figure the tax.

3. The election is revoked. An election can be revoked only with the consent of shareholders who, at the time the revocation is made, hold more than 50% of the number of issued and outstanding shares of stock (including nonvoting stock). The revocation can specify an effective revocation date that is on or after the day the revocation is filed. If no date is specified, the revocation is effective at the start of the tax year if the revocation is made on or before the 15th day of the 3rd month of that tax year. If no date is specified and the revocation is made after the 15th day of the 3rd month of the tax year, the revocation is effective at the start of the next tax year.

To revoke the election, the corporation must file a statement with the appropriate service center listed under *Where To File* in the Instructions for Form 2553. In the statement, the corporation must notify the IRS that it is revoking its election to be an S corporation. The statement must be signed by each shareholder who consents to the revocation and contain the information required by Regulations section 1.1362-6(a)(3).

A revocation can be rescinded before it takes effect. See Regulations section 1.1362-6(a)(4) for details.

For rules on allocating income and deductions between an S corporation's short year and a C corporation's short year and other special rules that apply when an election is terminated, see section 1362(e) and Regulations section 1.1362-3.

If an election was terminated under (1) or (2) above, and the corporation believes the termination was inadvertent, the corporation can ask for permission from the IRS to continue to be treated as an S corporation. See Regulations section 1.1362-4 for the specific requirements that must be met to qualify for inadvertent termination relief.

### Electronic Filing

Corporations can generally electronically file (*e-file*) Form 1120-S, related forms, schedules, statements, and attachments; Form 7004 (automatic extension of time to file); and Forms 940, 941, and 944 (employment tax returns). Form 1099 and other information returns can also be electronically filed. The option to *e-file* doesn't, however, apply to certain returns.

Certain corporations with total assets of \$10 million or more that file at least 250 returns a year are required to *e-file* Form 1120-S. See Regulations section 301.6037-2. However, these corporations can ask for a waiver of the electronic filing requirements. See Notice 2010-13, 2010-4 I.R.B. 327.

## Where To File

File the corporation's return at the applicable IRS address listed below.

| If the corporation's principal business, office, or agency is located in:  | And the total assets at the end of the tax year (Form 1120-S, page 1, item F) are: | Use the following address:  |
|--|--|---|
| Connecticut, Delaware, District of Columbia, Georgia, Illinois, Indiana, Kentucky, Maine, Maryland, Massachusetts, Michigan, New Hampshire, New Jersey, New York, North Carolina, Ohio, Pennsylvania, Rhode Island, South Carolina, Tennessee, Vermont, Virginia, West Virginia, Wisconsin | Less than \$10 million and Schedule M-3 isn't filed                                | Department of the Treasury<br>Internal Revenue Service Center<br>Kansas City, MO 64999-0013 |
|  | \$10 million or more, or less than \$10 million and Schedule M-3 is filed          | Department of the Treasury<br>Internal Revenue Service Center<br>Ogden, UT 84201-0013       |
| Alabama, Alaska, Arizona, Arkansas, California, Colorado, Florida, Hawaii, Idaho, Iowa, Kansas, Louisiana, Minnesota, Mississippi, Missouri, Montana, Nebraska, Nevada, New Mexico, North Dakota, Oklahoma, Oregon, South Dakota, Texas, Utah, Washington, Wyoming                         | Any amount   | Department of the Treasury<br>Internal Revenue Service Center<br>Ogden, UT 84201-0013       |
| A foreign country or U.S. possession   | Any amount   | Internal Revenue Service Center<br>P.O. Box 409101<br>Ogden, UT 84409                       |

For more information, visit [IRS.gov/Businesses](https://www.irs.gov/Businesses).

## When To File

Generally, an S corporation must file Form 1120-S by the 15th day of the 3rd month after the end of its tax year. For calendar year corporations, the due date is March 16, 2020 (March 15th falls on Sunday). A corporation that has dissolved must generally file by the 15th day of the 3rd month after the date it dissolved.

If the due date falls on a Saturday, Sunday, or legal holiday, the corporation can file on the next day that isn't a Saturday, Sunday, or legal holiday.

If the S corporation election was terminated during the tax year and the corporation reverts to a C corporation, file Form 1120-S for the S corporation's short year by the due date (including extensions) of the C corporation's short year return.

## Private Delivery Services

Corporations can use certain private delivery services (PDS) designated by the IRS to meet the "timely mailing as timely filing" rule for tax returns. Go to [IRS.gov/PDS](https://www.irs.gov/PDS) for the current list of designated services.

The PDS can tell you how to get written proof of the mailing date.

For the IRS mailing address to use if you are using PDS, go to [IRS.gov/PDSStreetAddresses](https://www.irs.gov/PDSStreetAddresses).



*Private delivery services can't deliver items to P.O. boxes. You must use the U.S. Postal Service to mail any item to an IRS P.O. box address.*

## Extension of Time To File

File Form 7004, Application for Automatic Extension of Time To File Certain Business Income Tax, Information, and Other Returns, to ask for an extension of time to file. Generally, the corporation must file Form 7004 by the regular due date of the return. See the Instructions for Form 7004.

## Who Must Sign

The return must be signed and dated by:

- The president, vice president, treasurer, assistant treasurer, chief accounting officer; or
- Any other corporate officer (such as tax officer) authorized to sign.

If a return is filed on behalf of a corporation by a receiver, trustee, or assignee, the fiduciary must sign the return, instead of the corporate officer. Returns and forms signed by a receiver or trustee in bankruptcy on behalf of a

corporation must be accompanied by a copy of the order or instructions of the court authorizing signing of the return or form.

If an employee of the corporation completes Form 1120-S, the paid preparer space should remain blank. Anyone who prepares Form 1120-S but doesn't charge the corporation shouldn't complete that section. Generally, anyone who is paid to prepare the return must sign it and fill in the "Paid Preparer Use Only" area.

The paid preparer must complete the required preparer information and:

- Sign the return in the space provided for the preparer's signature, and
- Give a copy of the return to the taxpayer.



*A paid preparer may sign original or amended returns by rubber stamp, mechanical device, or computer software program.*

## Paid Preparer Authorization

If the corporation wants to allow the IRS to discuss its 2019 tax return with the paid preparer who signed it, check the "Yes" box in the signature area of the return.

This authorization applies only to the individual whose signature appears in the "Paid Preparer Use Only" section of the return. It doesn't apply to the firm, if any, shown in that section.

If the "Yes" box is checked, the corporation is authorizing the IRS to call the paid preparer to answer any questions that may arise during the processing of its return. The corporation is also authorizing the paid preparer to:

- Give the IRS any information that is missing from the return;
- Call the IRS for information about the processing of the return or the status of any related refund or payment(s); and
- Respond to certain IRS notices about math errors, offsets, and return preparation.

The corporation isn't authorizing the paid preparer to receive any refund check, bind the corporation to anything (including any additional tax liability), or otherwise represent the corporation before the IRS.

The authorization will automatically end no later than the due date (excluding extensions) for filing the corporation's 2020 tax return. If the corporation wants to expand the paid preparer's authorization or revoke the authorization before it ends, see Pub. 947, Practice Before the IRS and Power of Attorney.

## Assembling the Return

To ensure that the corporation's tax return is correctly processed, attach all schedules and other forms after page 5 of Form 1120-S in the following order.

1. Schedule N (Form 1120), Foreign Operations of U.S. Corporations.
2. Schedule D (Form 1120-S), Capital Gains and Losses and Built-in Gains.
3. Form 8949, Sales and Other Dispositions of Capital Assets.
4. Form 8996, Qualified Opportunity Fund.
5. Form 8825, Rental Real Estate Income and Expenses of a Partnership or an S Corporation.
6. Form 1125-A, Cost of Goods Sold.
7. Form 8050, Direct Deposit of Corporate Tax Refund.
8. Form 4136, Credit for Federal Tax Paid on Fuels.
9. Form 8941, Credit for Small Employer Health Insurance Premiums.
10. Form 6252, Installment Sale Income.
11. Additional schedules in alphabetical order.
12. Additional forms in numerical order.

Complete every applicable entry space on Form 1120-S and Schedule K-1. Don't enter "See Attached" or "Available Upon Request" instead of completing the entry spaces. If more space is needed on the forms or schedules, attach separate sheets using the same size and format as the printed forms.

If there are supporting statements and attachments, arrange them in the same order as the schedules or forms they support and attach them last. Show the totals on the printed forms. Enter the corporation's name and EIN on each supporting statement or attachment.

## Tax Payments

Generally, the corporation must pay any tax due in full no later than the due date for filing its tax return (not including extensions). See the [instructions for line 25](#). If the due date falls on a Saturday, Sunday, or legal holiday, the payment is due on the next day that isn't a Saturday, Sunday, or legal holiday.

## Electronic Deposit Requirement

Corporations must use electronic funds transfers to make all federal tax deposits (such as deposits of employment, excise, and corporate income tax). Generally, electronic funds transfers are made using the Electronic Federal Tax Payment System (EFTPS). However, if the corporation doesn't want to use EFTPS, it can arrange for its tax professional, financial institution, payroll service, or other trusted third party to make deposits on its behalf. Also, it may arrange for its financial institution to submit a same-day wire payment (discussed below) on its behalf. EFTPS is a free service provided by the Department of the Treasury.

Services provided by a tax professional, financial institution, payroll service, or other third party may have a fee.

To get more information about EFTPS or to enroll in EFTPS, visit [www.EFTPS.gov](http://www.EFTPS.gov) or call 1-800-555-4477 (TTY/TDD 1-800-733-4829).

**Depositing on time.** For any deposit made by EFTPS to be on time, the corporation must submit the deposit by 8 p.m. Eastern time the day before the date the deposit is due. If the corporation uses a third party to make deposits on its behalf, they may have different cutoff times.

**Same-day wire payment option.** If the corporation fails to submit a deposit transaction on EFTPS by 8 p.m. Eastern time the day before the date a deposit is due, it can still make its deposit on time by using the Federal Tax Collection Service (FTCS). To use the same-day wire payment method, the corporation will need to make arrangements with its financial institution ahead of time regarding availability, deadlines, and costs. Financial institutions may charge a fee for payment made this way. To learn more about the information the corporation will need to provide to its financial institution to make a same-day wire payment, go to [IRS.gov/SameDayWire](http://IRS.gov/SameDayWire).

## Estimated Tax Payments

Generally, the corporation must make installment payments of estimated tax for the following taxes if the total of these taxes is \$500 or more: (a) the tax on built-in gains, (b) the excess net passive income tax, and (c) the investment credit recapture tax.

The amount of estimated tax required to be paid annually is the smaller of: (a) the total of the above taxes shown on the return for the tax year (or if no return is filed, the total of these taxes for the year), or (b) the sum of (i) the investment credit recapture tax and the built-in gains tax shown on the return for the tax year (or if no return is filed, the total of these taxes for the tax year), and (ii) any excess net passive income tax shown on the corporation's return for the preceding tax year. If the preceding tax year was less than 12 months, the estimated tax must be determined under (a).

The estimated tax is generally payable in four equal installments. However, the corporation may be able to lower the amount of one or more installments by using the annualized income installment method or adjusted seasonal installment method under section 6655(e).


For a calendar year corporation, the payments are due for 2020 by April 15, June 15, September 15, and December 15. For a fiscal year corporation, they are due by the 15th day of the 4th, 6th, 9th, and 12th months of the year. If any date

falls on a Saturday, Sunday, or legal holiday, the installment is due on the next day that isn't a Saturday, Sunday, or legal holiday.

The corporation must make the payments using electronic funds transfers as described earlier.

For information on penalties that may apply if the corporation fails to make required payments, see the Instructions for Form 2220.

## Interest and Penalties

 *If the corporation receives a notice about penalties after it files its return, send the IRS an explanation and we will determine if the corporation meets reasonable-cause criteria. **Don't** attach an explanation when the corporation's return is filed.*

**Interest.** Interest is charged on taxes paid late even if an extension of time to file is granted. Interest is also charged on penalties imposed for failure to file, negligence, fraud, substantial valuation misstatements, substantial understatements of tax, and reportable transaction understatements from the due date (including extensions) to the date of payment. The interest charge is figured at a rate determined under section 6621.

**Late filing of return.** A penalty may be assessed if the return is filed after the due date (including extensions) or the return doesn't show all the information required, unless each failure is due to reasonable cause. See [Caution](#), earlier. For returns on which no tax is due, the penalty is \$205 for each month or part of a month (up to 12 months) the return is late or doesn't include the required information, multiplied by the total number of persons who were shareholders in the corporation during any part of the corporation's tax year for which the return is due. If tax is due, the penalty is the amount stated above plus 5% of the unpaid tax for each month or part of a month the return is late, up to a maximum of 25% of the unpaid tax. The minimum penalty for a return that is more than 60 days late is the smaller of the tax due or \$435.

**Late payment of tax.** A corporation that doesn't pay the tax when due generally may be penalized 1/2 of 1% of the unpaid tax for each month or part of a month the tax isn't paid, up to a maximum of 25% of the unpaid tax. The penalty won't be imposed if the corporation can show that the failure to pay on time was due to reasonable cause. See [Caution](#), earlier.

**Failure to furnish information timely.** For each failure to furnish Schedule K-1 to a shareholder when due and each failure to include on Schedule K-1 all the information required to be shown (or the inclusion of incorrect information), a \$270 penalty may be imposed with respect to





## 2019 New Mexico Instructions for Form CIT-1 Corporate Income and Franchise Tax Return

---

---

### Due Dates

Corporate income and franchise tax is due on or before the due date of the corporation's federal corporate income tax return for the taxable year. **The due date is extended for taxpayers who e-file and e-pay** using electronic media approved by the New Mexico Taxation & Revenue Department. The extended due date is the last day of the month the corporation's federal corporate income tax return is originally due for the taxable year.

---

---

### Privacy Notification and Confidentiality

The New Mexico Taxation and Revenue Department requires each taxpayer to furnish a federal employer identification number (FEIN) for taxpayer identification. The Department protects all information supplied electronically by taxpayers using encryption and firewalls. Taxpayer information on returns is protected in accordance with the confidentiality provisions of the Tax Administration Act, Section 7-1-8 NMSA 1978.

**IMPORTANT:** If a taxpayer furnishes a truncated FEIN, such as XX-XXX1234, the return is incomplete and the Department sends it back to the taxpayer to refile.

### Contact Information

You can contact the Department by mail, email, or phone.

New Mexico Taxation and Revenue Department  
Corporate Income and Franchise Tax  
P. O. Box 25127  
Santa Fe, NM 87504-5127

[CIT.TaxReturnHelp@state.nm.us](mailto:CIT.TaxReturnHelp@state.nm.us)  
(505) 827-0825 in Santa Fe.

---

---

### Forms Covered in These Instructions

- CIT-1, *NM Corporate Income and Franchise Tax Return*
  - ♦ CIT-A, *NM Apportioned Income for Multistate Corporations*
  - ♦ CIT-B, *NM Allocation of Non-Business Income*
  - ♦ CIT-C, *Calculation of New Mexico Percentage*
  - ♦ CIT-D, *NM Foreign Dividend Deduction*
- Form CIT-PV, Regular Tax Payment Voucher
- Form CIT-ES, Estimated Tax Payment Voucher
- Form CIT-EXT, Extension Tax Payment Voucher

---

### FYI-350

Publication FYI-350, *Corporate Income Tax and Corporate Franchise Tax*, details various aspects of the New Mexico corporate income and franchise tax program. For a copy, click [www.tax.newmexico.gov/forms-publications.aspx](http://www.tax.newmexico.gov/forms-publications.aspx), then click **Publications, FYIs, and 300 Series-Income Taxes**.

---

### 2019 Legislative Summary

For information about New Mexico tax law changes enacted during 2019, see Bulletin **B-100.32 Legislative Summary 2019**. A summary is available each year to describe new legislation passed during the year that affects the Department.

For a summary, go to [www.tax.newmexico.gov](http://www.tax.newmexico.gov), click **FORMS & PUBLICATIONS, Publications, Bulletins**, then **100 Series-General Information**.

---

---

### FYI-106

Publication FYI-106, *Claiming Tax Credits for CRS Taxes and Business-Related Income*, provides information about the various non-refundable and refundable tax credits to claim on CIT-CR. Click [www.tax.newmexico.gov/forms-publications.aspx](http://www.tax.newmexico.gov/forms-publications.aspx), then

**Publications, FYIs, and 100 Series-General Information.**

---

### E-File and E-Pay Services

You can use Taxpayer Access Point (TAP) or third-party software through Federal/State filing to e-file tax returns.

#### Using TAP

E-file the 2019 CIT-1, *New Mexico Corporate Income and Franchise Tax Return*, and make payments using TAP by following these steps:

1. Click <https://tap.state.nm.us>.
2. Add access to a CIT account by following the steps in the **Adding Access to Accounts** video.

#### Using Federal/State Filing

E-file the following business income tax returns through the Federal/State filing program using third-party software:

- Corporate Income and Franchise Tax
- Sub-Chapter S Corporate Income and Franchise Tax
- Pass-Through Entity Information Report
- Form RPD-41367, *Pass-Through Entity Withholding Detail (PTW-D) Report*